



**BREEDDE VALLEY**  
MUNICIPALITY • MUNISIPALITEIT • UMASIPALA

**3<sup>rd</sup> Quarter**

**PERFORMANCE REPORT**

**1 January 2021 – 31 March 2021**

*A caring valley of excellence*



**QUARTER 3 (1 January 2021 – 31 March 2021) PERFORMANCE REPORT AGAINST THE PERFORMANCE  
INDICATORS SET IN THE APPROVED TOP-LAYER SDBIP FOR 2020/2021**

According to Section 52(d) of the MFMA, the Mayor must, within 30 days of the end of each quarter, submit a report to the Council on the implementation of the budget and the financial state of affairs of the Municipality.

Effective in-year reporting provides municipal management with an opportunity to analyse performance and address shortcomings and improve internal controls and service delivery. The purpose of this report is to assess the pre-liminary & unaudited performance (as per the applicable legislative prescripts mentioned) as measured against the predetermined objectives and key performance indicators (as per the approved 20/21 SDBIP).

**OVERALL PRELIMINARY & UNAUDITED PERFORMANCE OF INDICATORS FOR THE 3<sup>RD</sup> QUARTER - 1  
JANUARY 2021 TO 31 MARCH 2021**

- (1) The graphs below (subsections A and B respectively), depicts the performance achieved as at 31 March 2021 (quarter 3) in relation to the 41 TL KPI's that have been formulated and approved for implementation within the 2020/2021 financial year. The performance results are therefore represented as a percentage of the total number of KPI's due within 20/21. For ease of reference, the information has been portrayed per strategic objective (A) and directorate (B). Council should note that the grey sections represent KPI's that do not have performance targets and/or actuals due within quarter 3 (i.e. the period under review).

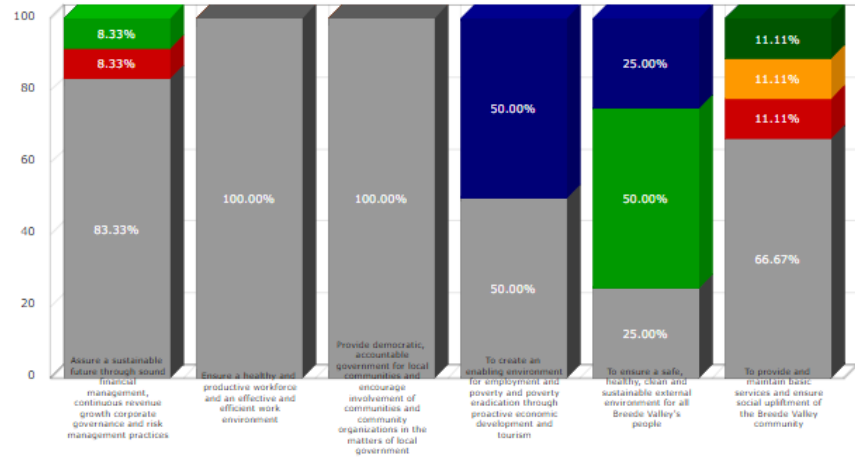
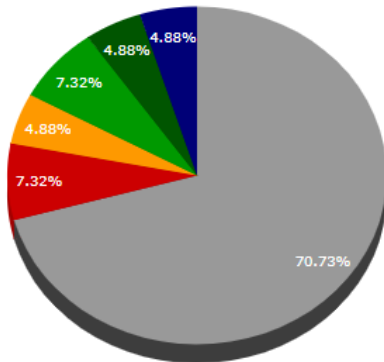
## A. Top Layer SDBIP Performance Report per Strategic Objective (2020/2021 financial year)

### Top Layer KPI Report

Report drawn on 20 April 2021 at 15:55  
for the months of Quarter ending March 2021 to Quarter ending March 2021.

Breede Valley Municipality

Strategic Objective



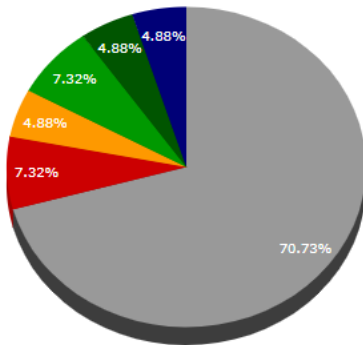
	Breede Valley Municipality	Strategic Objective					
		Assure a sustainable future through sound financial management, continuous revenue growth corporate governance and risk management practices	Ensure a healthy and productive workforce and an effective and efficient work environment	Provide democratic, accountable government for local communities and encourage involvement of communities and community organizations in the matters of local government	To create an enabling environment for employment and poverty and poverty eradication through proactive economic development and tourism	To ensure a safe, healthy, clean and sustainable external environment for all Breede Valley's people	To provide and maintain basic services and ensure social upliftment of the Breede Valley community
Not Yet Applicable	29 (70.73%)	10 (83.33%)	3 (100.00%)	2 (100.00%)	1 (50.00%)	1 (25.00%)	12 (66.67%)
Not Met	3 (7.32%)	1 (8.33%)	-	-	-	-	2 (11.11%)
Almost Met	2 (4.88%)	-	-	-	-	-	2 (11.11%)
Met	3 (7.32%)	1 (8.33%)	-	-	-	2 (50.00%)	-
Well Met	2 (4.88%)	-	-	-	-	-	2 (11.11%)
Extremely Well Met	2 (4.88%)	-	-	-	1 (50.00%)	1 (25.00%)	-
Total:	41	12	3	2	2	4	18
	100%	29.27%	7.32%	4.88%	4.88%	9.76%	43.90%

## B. Top Layer SDBIP Performance Report per Directorate (2020/2021 Financial Year):

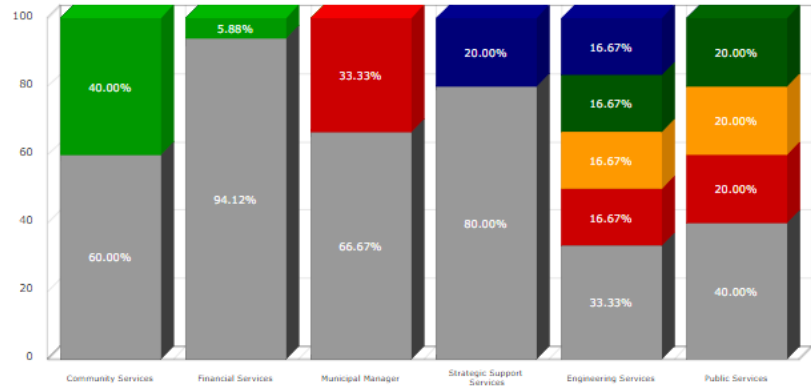
### Top Layer KPI Report

Report drawn on 20 April 2021 at 15:59  
for the months of Quarter ending March 2021 to Quarter ending March 2021.

Breede Valley Municipality



Responsible Directorate

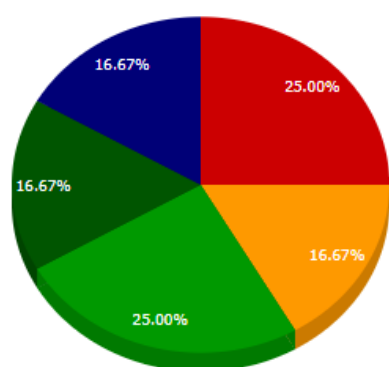


	Breede Valley Municipality	Responsible Directorate					
		Community Services	Financial Services	Municipal Manager	Strategic Support Services	Engineering Services	Public Services
Not Yet Applicable	29 (70.73%)	3 (60.00%)	16 (94.12%)	2 (66.67%)	4 (80.00%)	2 (33.33%)	2 (40.00%)
Not Met	3 (7.32%)	-	-	1 (33.33%)	-	1 (16.67%)	1 (20.00%)
Almost Met	2 (4.88%)	-	-	-	-	1 (16.67%)	1 (20.00%)
Met	3 (7.32%)	2 (40.00%)	1 (5.88%)	-	-	-	-
Well Met	2 (4.88%)	-	-	-	-	1 (16.67%)	1 (20.00%)
Extremely Well Met	2 (4.88%)	-	-	-	1 (20.00%)	1 (16.67%)	-
<b>Total:</b>	<b>41</b>	<b>5</b>	<b>17</b>	<b>3</b>	<b>5</b>	<b>6</b>	<b>5</b>
	<b>100%</b>	<b>12.20%</b>	<b>41.46%</b>	<b>7.32%</b>	<b>12.20%</b>	<b>14.63%</b>	<b>12.20%</b>

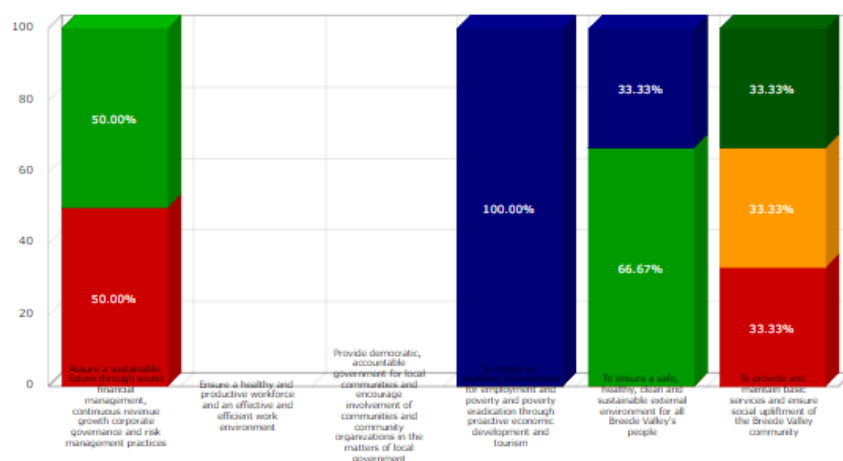
- (2) The graphs contained in subsections C and D respectively, depicts those TL KPI's where performance targets were applicable for reporting purpose, and consequently, the performance achieved against each of these targets. It is therefore represented as a percentage of the total number of KPI's only due within quarter 3.

### C. Top Layer SDBIP Performance Report per Strategic Objective (Ending Quarter 3)

Breede Valley Municipality



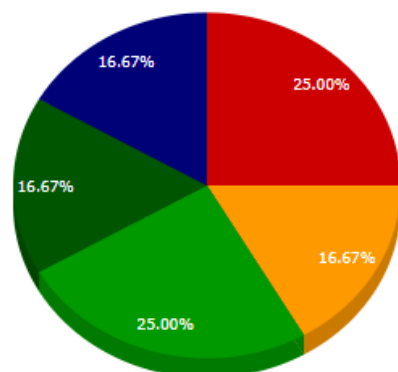
Strategic Objective



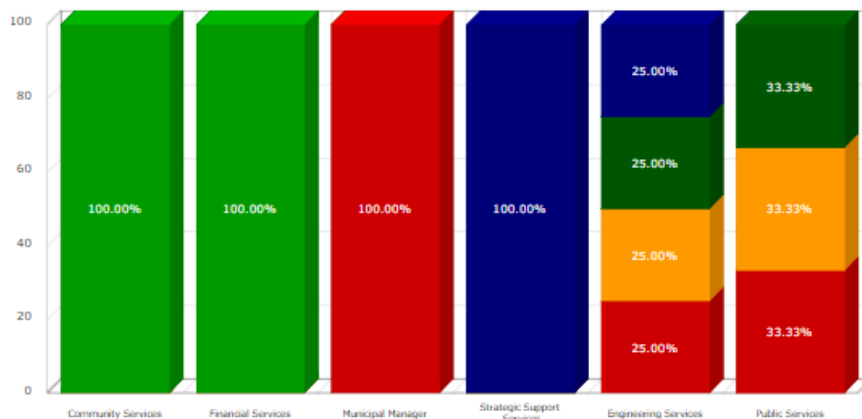
	Breede Valley Municipality	Strategic Objective					
		Assure a sustainable future through sound financial management, continuous revenue growth corporate governance and risk management practices	Ensure a healthy and productive workforce and an effective and efficient work environment	Provide democratic, accountable government for local communities and encourage involvement of communities and community organizations in the matters of local government	To create an enabling environment for employment and poverty and poverty eradication through proactive economic development and tourism	To ensure a safe, healthy, clean and sustainable external environment for all Breede Valley's people	To provide and maintain basic services and ensure social upliftment of the Breede Valley community
Not Met	3 (25.00%)	1 (50.00%)	-	-	-	-	2 (33.33%)
Almost Met	2 (16.67%)	-	-	-	-	-	2 (33.33%)
Met	3 (25.00%)	1 (50.00%)	-	-	-	2 (66.67%)	-
Well Met	2 (16.67%)	-	-	-	-	-	2 (33.33%)
Extremely Well Met	2 (16.67%)	-	-	-	1 (100.00%)	1 (33.33%)	-
Total:	12*	2	0	0	1	3	6
	100%	16.67%	0.00%	0.00%	8.33%	25.00%	50.00%

## D. Top Layer SDBIP Performance Report Per Directorate (Ending Quarter 3)

Breede Valley Municipality



Responsible Directorate



	Breede Valley Municipality	Responsible Directorate					
		Community Services	Financial Services	Municipal Manager	Strategic Support Services	Engineering Services	Public Services
Not Met	3 (25.00%)	-	-	1 (100.00%)	-	1 (25.00%)	1 (33.33%)
Almost Met	2 (16.67%)	-	-	-	-	1 (25.00%)	1 (33.33%)
Met	3 (25.00%)	2 (100.00%)	1 (100.00%)	-	-	-	-
Well Met	2 (16.67%)	-	-	-	-	1 (25.00%)	1 (33.33%)
Extremely Well Met	2 (16.67%)	-	-	-	1 (100.00%)	1 (25.00%)	-
<b>Total:</b>	<b>12*</b>	<b>2</b>	<b>1</b>	<b>1</b>	<b>1</b>	<b>4</b>	<b>3</b>
	<b>100%</b>	<b>16.67%</b>	<b>8.33%</b>	<b>8.33%</b>	<b>8.33%</b>	<b>33.33%</b>	<b>25.00%</b>

Category	Colour	Explanation
KPIs not met		0% >= Actual/Target < 75%
KPIs almost met		75% >= Actual/Target < 100%
KPIs met		Actual/Target = 100%
KPIs well met		100% > Actual/Target < 150%
KPIs extremely well met		Actual/Target >= 150%

**SUMMARY OF PRELIMINARY & UNAUDITED PERFORMANCE PER STRATEGIC OBJECTIVE &  
DIRECTORATE OF INDICATORS FOR THE 3<sup>RD</sup> QUARTER ENDING 31 MARCH 2021.**

The graphs above depict the preliminary and unaudited Top-layer SDBIP for the 3rd quarter (1 January 2021 to 31 March 2021), which measures the municipality's overall performance per strategic objective and directorate. On the premise of the preliminary and unaudited status, it is imperative that Council note that the performance reflected is subject to change based on a comprehensive assessment and audit of the actual performance outcomes achieved. The final performance results will be encapsulated in the 2020/2021 Annual Performance Report (as per section 46 (1)(b) of the Municipal Systems Act) and will furthermore be incorporated in the 2020/2021 Annual Report (as per section 46 (2) of the Municipal Systems Act).

In addition, the attached report (2020/2021 Quarter 3 - Top Layer KPI Report) provide insights into each of the 41 TL KPI's and the performance status thereof. Specific emphasis is placed on the 12 TL KPI's that were due within quarter 3.

**The performance results for quarter 3 are summarised below:**


Period	Number of KPI's measured	Performance Category	Performance Result
Quarter 3 (1 January 2021 – 30 March 2021)	12	Number of KPI's not met	3
		Number of KPI's almost met	2
		Number of KPI's met	3
		Number of KPI's well met	2
		Number of KPI's extremely well met	2
Total			12

## RECOMMENDATION

With regards to the Top-layer SDBIP Report pertaining to the 3<sup>rd</sup> quarter of 2020/2021, the following is recommended to the Executive Mayor:

- a) That the 2020/2021 Quarter 3 Performance Report and associated annexures be noted: and
- b) That the 2020/2021 Quarter 3 Performance Report and associated annexures be referred to Council for notification.

Yours faithfully

  
.....  
C. Malgas  
IDP/PMS Manager  
.....  
A. Steyn  
Executive Mayor