



BREEDE VALLEY

MUNICIPALITY • MUNISIPALITEIT • UMASIPALA

TARIEWE VIR DIE JAAR / TARIFFS FOR THE YEAR
1 JULIE 2021 TOT 30 JUNIE 2022 / 1 JULY 2021 TO 30 JUNE 2022

TARIEWE VIR DIE JAAR / TARIFFS FOR THE YEAR
1 JULIE 2021 TOT 30 JUNIE 2022 / 1 JULY 2021 TO 30 JUNE 2022
INHOUDSOPGAWE / INDEX

Bladsy/Page

1	ELEKTRISITEIT/ELECTRICITY	4
2	WATER	11
3	VULLISVERWYDERING/REFUSE REMOVAL	15
4	RIOLERING/SEWERAGE	18
5	EIENDOMSBELASTING/AEASSEMENT RATES	21
6	FINANSIES/FINANCE Waardasie sertifikaat/Valuation Certificate Uitklaringsertifikaat/Clearance Certificate Kiesersrol/Wykslyste/Voters Roll/Ward Lists Waardasierol/Valuation Roll Ander inligting/Other Information Waardasies/Valuations Kredietbeheer Gedishonoreerde tjeks	22
7	BRANDBESTRYDING/FIRE PREVENTION Brande/Fires Spesiale dienste/Special Services Ontvlambare Vloeistowwe/Flammable Liquids Huur van Opleidingslokaal/Rental of Training Room Herstelwerk aan Toerusting/Repairs to Equipment Buite Munisipale Gebied/Outside Municipal Area	25
8	BIBLIOTEEKDIENS/LIBRARY SERVICES Boetes/Fines Diverse Gelde/ Sundry Fees Huur van biblioteeksale/Rental of Library Halls Telefoonkoste/Telephone charges Fotostate/Photocopies	29
9	VERKEER/TRAFFIC Parkeermetergelde/Parkingmeterfees Padtekens/Roadsigns Skutgelde/Pound Fees Huur van Toetsterrein/Rental of Testing Grounds Straat staanplekke/Street Stands Optogte/Marches	30
10	SALE/HALLS Stadsaal/Town Hall Gemeenskapsale/Community Halls Meerdoelsentrums/Multi Purpose Centres	32
11	BEHUISSING/HOUSING Raads huise/Council houses Huureenhede/Rental Units Herstelwerk/Maintenance	36

TARIEWE VIR DIE JAAR / TARIFFS FOR THE YEAR
1 JULIE 2021 TOT 30 JUNIE 2022 / 1 JULY 2021 TO 30 JUNE 2022
INHOUDSOPGAWE / INDEX

Bladsy/Page

12	PARKE EN ONTSPANNINGSTERREINE Pawiljoene/Stadions Spreiligte/Flood Lighting Opsigter/Supervisor Huur van Sportfasiliteite/Rental Sport Facilities	37
13	SWEMBADDENS/SWIMMING POOLS De La Batweg Greystraat/street en/and Touwsrivier	40
14	VAKANSIE-OORDE/HOLIDAY RESORTS Nekkies Vakansie-oord/Holiday Resort Meer Chalets, Konferensiesentrum en Lapa	41
15	MISCELLANEOUS Eiendomme/Properties Fotostate/Photocopies Faksimilee/Faximilee Banier/Banners Advertensieborde/Advertising Boards Kragpunt/Electrical Power Point Supply Skutgelde/Pound Fees Begrawe van Diere/Burial of Animals Moringange/Vehicle Entrances Motorbruggies/Vehicle Bridges Pes bestryding/Pest control Weiding/Grazing Radio Masts PAIA Act Liquor By-Law	44
16	BOUBEHEER/BUILDING CONTROL//DORPSBEPLANNING/TOWN PLANNING Beskadigingsdeposito Bouplangelde/Building Plan Fees Diverse Gelde/ Sundry Fees Boetes/Fines Verkoop van Dorpskaarte/Selling of Town Maps Diverse Gelde/ Sundry Fees Afwykingsgebruik/Deviation of Use	47
17	BEGRAAFPLAASGELDE / CEMETERY FEES	49

TARIEWE VIR DIE JAAR / TARIFFS FOR THE YEAR 1 JULIE 2021 TOT 30 JUNIE 2022 / 1 JULY 2021 TO 30 JUNE 2022 In the event that NERSA approves a tariff different from the one stated below, the NERSA Approved Tariff will be implemented.						
BESKRYWING / DESCRIPTION	2020/2021 Exc. Vat R.cc	2021/2022 Exc. Vat R.cc	2021/2022 VAT R.cc	2021/2022 Incl. Vat R.cc	% change	
1 ELEKTRISITEIT / ELECTRICITY						
1.1 CONSUMER SERVICE DEPOSITS						
1.1.1 Residential (Applicable to all residential tariffs & SPU5)	2 675,00	2 809,00		2 809,00	5,01	
1.1.2 Commercial (Applicable to commercial tariffs SPU2, SPU3 & SPU4)	4 920,00	5 166,00		5 166,00	5,00	
1.1.3 Industrial (Bulk) (Applicable to commercial tariffs LPU1 & LPU2)	10 550,00	11 077,50		11 077,50	5,00	
Nota/Note	<p>a) The minimum amount to be deposited by a consumer with the Municipality in respect of electricity consumption in terms of the Municipality's Electricity By-laws and Regulations</p> <p>b) The deposit stated in item (a) above will initially be used for any new connection, including a connection for temporary occupation.</p> <p>c) The consumer will be liable for the deposit cost in cases where the service supply capacity is upgraded.</p> <p>d) The full deposit cost is payable in a cases where the premises' zoning classification is upgraded from residential to commercial (deposit cost refunding will not be applicable if the zoning reverts back to residential)</p> <p>The difference in deposit cost is payable in cases of 1.1 (c) and (d) in cases where an historic service deposit exist (the difference between the current applicable tariff and the existing service deposit as reflected on the consumer's service account).</p> <p>e) No deposits for electrical service connections are payable by consumers who are supplied by means of pre-payment metering.</p> <p>f) The service supply will only be activated and approval will only be granted for 1.1 (c) and (d) if the service deposit is paid in full.</p>					
1.2 ENERGY CONSUMPTION, DEMAND & BASIC CHARGES						
1.2.1 Residensieël/Residential						
Nota/Note	Applicable to all credit and pre-payment metering, also available to schools, creches, churches/places of worship and sports clubs with single phase connections					
1.2.1.1 Inclining Block Tariff (IBT)						
RES 1 (≤50kWh, calculated per month)						
Energy Charge (R/kWh)	1,09814	1,25835	0,19	1,45	14,59	
RES 2 (51 - 350kWh, calculated per month)						
Energy Charge (R/kWh)	1,41188	1,61788	0,24	1,86	14,59	
RES 3 (351 - 600kWh, calculated per month)						
Energy Charge (R/kWh)	1,98713	2,27706	0,34	2,62	14,59	
RES 4 (>600kWh, calculated per month)						
Energy Charge (R/kWh)	2,34014	2,68156	0,40	3,08	14,59	
Minimum amount required for pre-paid purchases	10,00					
REBATE: First Kwh (units) for indigent households. (Additional to the 50 kwh for Residential 1)	50 kWh					
Nota/Note	<p>Deernis Kortings / Indigent Rebate</p> <p>Waar die totale huishoudelike (eienaar & eggenoot) inkomste per maand is: Where the total household (Owner and spouse) revenue per month is:</p> <p>a Pensionaris/ Pensioners / Ongeskik / Disability // Child-headed households R 0 - R 4 500 (Government pension) (Pensioners 60 years and older)</p> <p>b Algemeen / General R 0 - R 4 500</p>					
1.2.1.2 Small Scale Embedded Generation						
RES 9 Feed-in Tariff	0,8961	0,89612	0,13	1,03	0,00	
Nota/Note	<p>a) This tariff is available only for approved residential SSEG Connections, where the Customers offset their small scale generation against their purchases from the Municipality, provided that their purchases exceed their generation.</p> <p>b) Customers to bear the full cost of upgrading existing infrastructure to allow for net metering.</p> <p>c) An additional meter reading fee may also be applicable.</p> <p>d) The co-generated units will be credited against the units consumed, but not against any basic or service charges.</p> <p>e) The total co-generated units will expire on 30 June each year.</p> <p>f) The conditions and safety standards of generation will apply as per the Electricity Supply By Laws, NRS 097, the Electricity Regulation Act and the Occupational Health and Safety Act as well as any other relevant legislation.</p> <p>g) See website for additional information - www.bvm.gov.za</p>					
1.2.2 Kommerisieël/Commercial						
Nota/Note	<p>a) Commercial tariffs are applicable for a minimum period of one financial year (1 July to 30 June) and may be changed hereafter upon one month's written notice prior to end of the current financial year. Therefor, all applications submitted during the current financial year, if approved, will only be implemented at the start of the next financial year (1 July).</p> <p>b) NMD (Notified Maximum Demand) = installed capacity of connection or as per service agreement.</p> <p>c) Service & Minimum Demand Charges per month whether or not any electricity is used.</p> <p>d) Residents in complexes charged on the Bulk Residential tariffs do not qualify for free basic electricity.</p>					

**TARIEWE VIR DIE JAAR / TARIFFS FOR THE YEAR
1 JULIE 2021 TOT 30 JUNIE 2022 / 1 JULY 2021 TO 30 JUNE 2022**

In the event that NERSA approves a tariff different from the one stated below, the NERSA Approved Tariff will be implemented.

BESKRYWING / DESCRIPTION	2020/2021 Exc. Vat R.cc	2021/2022 Exc. Vat R.cc	2021/2022 VAT R.cc	2021/2022 Incl. Vat R.cc	% change
1.2.2.1 Small Power Users 1: Single & Three Phase (≤100 ampere) Energy Charge (R/kWh)	2,3532	2,69656	0,40	3,10	14,59
Nota/Note Tariff (1.2.2.1) is only available for pre-payment customers					
1.2.2.2.1 Small Power Users 2: Conventional Single Phase (≤100 ampere) Energy Charge (R/kWh)	1,8614	2,13297	0,32	2,45	14,59
Service Charge (R/month), per supply point	492,86	564,77	84,72	649,49	14,59
Or Service Charge (R/day), per supply point	16,21	18,57	2,79	21,36	14,59
1.2.2.2.2 Small Power Users 2: Conventional Three Phase (≤100 ampere) Energy Charge (R/kWh)	1,8452	2,11443	0,32	2,43	14,59
Service Charge (R/month), per supply point	492,86	564,77	84,72	649,49	14,59
Or Service Charge (R/day), per supply point	16,21	18,57	2,79	21,36	14,59
1.2.2.3 Small Power Users 3: Three Phase (NMD ≤100kVA at 400V) Energy Charge (R/kWh)	1,7207	1,97178	0,30	2,27	14,59
Demand Charge (R/kVA/month)	26,32	30,16	4,52	34,68	14,59
Minimum Demand Charge (kVA)				25 kVA	
Nota/Note Tariff (1.2.2.3) is also available for customers listed under Tariff (1.2.2.4)					
1.2.2.4 Small Power Users 4: Three Phase (NMD >70kVA at 400/11000V) Energy Charge (R/kWh)	1,5940	1,82662	0,27	2,10	14,59
Service Charge (R/month)	419,64	480,87	72,13	553,00	14,59
Or Service Charge (R/day), per supply point	13,79	15,81	2,37	18,18	14,59
Maximum Demand Charge (R/kVA/month)	41,83	47,93	7,19	55,12	14,59
Minimum Demand Charge (kVA)				25 kVA	
Nota/Note Tariff (1.2.2.4) is only available for the following customers 1. Registered Educational Institutions (Colleges)/Public Schools 2. Churches and Places of Worship 3. Registered Welfare Organisations 4. Old Age Homes 5. Registered Sport Clubs 6. Bulk Rural (Agriculture) or Residential connections with more than 2 (two) private submeters, note even that are zoned for residential use only					
1.2.2.5 Small Power Users 5: Three Phase (NMD ≤ 1MVA at 400/11000V) Energy Charge (R/kWh)	1,6363	1,87500	0,28	2,16	14,59
Nota/Note Tariff (1.2.2.5) is only available to bulk residential connections with more than 2 (two) private submeters, note even that are zoned for residential use only with no consent use.					
1.2.2.6 Large Power Users 1: Three Phase (NMD >100kVA at 400/11000V) Energy Charge (R/kWh)	1,4155	1,62197	0,24	1,86	14,59
Maximum Demand Charge (R/kVA/month) 400V Low Voltage, or	176,50	R 202,25	30,34	232,59	14,59
Maximum Demand Charge (R/kVA/month) 11 000V Medium Voltage	160,80	R 184,26	27,64	211,90	14,59
Service Charge (R/month)	732,11	R 838,93	125,84	964,77	14,59
Or Service Charge (R/day),	24,07	R 27,58	4,14	31,72	14,59
Minimum Demand Charge (kVA)				25kVA	
1.2.2.7 Large Power Users 2: Time of Use / Three Phase (NMD >1MVA at 11000V)					
Nota/Note <u>Metering infrastructure</u> - Customers to bear the full cost of upgrading existing infrastructure to allow for TOU metering.					
Energy Charge (R/kWh) - High season (June - August) - Peak	5,2010	5,95988	0,89	6,85	14,59
Energy Charge (R/kWh) - High season (June - August) - Standard	1,5535	1,78020	0,27	2,05	14,59
Energy Charge (R/kWh) - High season (June - August) - Off-peak	0,8720	0,99927	0,15	1,15	14,59
Energy Charge (R/kWh) - Low season (September - May) - Peak	1,6681	1,91142	0,29	2,20	14,59
Energy Charge (R/kWh) - Low season (September - May) - Standard	1,1674	1,33768	0,20	1,54	14,59
Energy Charge (R/kWh) - Low season (September - May) - Off-peak	0,7634	0,87478	0,13	1,00	14,59
Reactive Energy Charge (R/kVArh)	0,2211	0,25332	0,04	0,29	14,59
Capacity Charge (R/kVA/month)	38,56	44,19	6,63	50,82	14,59
Demand Charge (R/kVA/month)	48,32	55,37	8,31	63,68	14,59
Service Charge (R/day)	407,88	467,40	70,11	537,51	14,59
Nota/Note <u>Energy Charges</u> - See time of use periods below Any public holiday will be treated as the day of the week on which it falls. <u>Reactive Energy Charge</u> - Supplied in excess of 30% (0,96 PF) of kWh recorded during peak and standard periods. The excess reactive energy is determined per 30-minute integrating period and accumulated for the month and will only be applicable during the high-demand season. <u>Capacity Charge</u> - Payable each month and is based on the annual utilised capacity -Notified Maximum Demand (NMD). This charge is applicable during all time periods. <u>Demand Charge</u> - Payable for each kVA of the maximum chargeable demand supplied during peak and standard periods. <u>Service Charge</u> - Based on, and payable for, the monthly utilised capacity of each premise linked to an account. (Includes ESKOM administration & services charges)					

**TARIEWE VIR DIE JAAR / TARIFFS FOR THE YEAR
1 JULIE 2021 TOT 30 JUNIE 2022 / 1 JULY 2021 TO 30 JUNE 2022**

In the event that NERSA approves a tariff different from the one stated below, the NERSA Approved Tariff will be implemented.

BESKRYWING / DESCRIPTION		2020/2021 Exc. Vat R.cc	2021/2022 Exc. Vat R.cc	2021/2022 VAT R.cc	2021/2022 Incl. Vat R.cc	% change																																																																																										
<table border="1"> <thead> <tr> <th rowspan="2">Time Periods</th> <th colspan="3">High Season (3 months) June - August</th> <th colspan="3">Low Season (9 months) September - May</th> </tr> <tr> <th>Weekdays</th> <th>Saturdays</th> <th>Sundays</th> <th>Weekdays</th> <th>Saturdays</th> <th>Sundays</th> </tr> </thead> <tbody> <tr> <td>00:00 - 06:00</td> <td>Off-peak</td> <td>Off-peak</td> <td>Off-peak</td> <td>Off-peak</td> <td>Off-peak</td> <td>Off-peak</td> </tr> <tr> <td>06:00 - 07:00</td> <td>Peak</td> <td>Off-peak</td> <td>Off-peak</td> <td>Standard</td> <td>Off-peak</td> <td>Off-peak</td> </tr> <tr> <td>07:00 - 09:00</td> <td>Peak</td> <td>Standard</td> <td>Off-peak</td> <td>Peak</td> <td>Standard</td> <td>Off-peak</td> </tr> <tr> <td>09:00 - 10:00</td> <td>Standard</td> <td>Standard</td> <td>Off-peak</td> <td>Peak</td> <td>Standard</td> <td>Off-peak</td> </tr> <tr> <td>10:00 - 12:00</td> <td>Standard</td> <td>Standard</td> <td>Off-peak</td> <td>Standard</td> <td>Standard</td> <td>Off-peak</td> </tr> <tr> <td>12:00 - 17:00</td> <td>Standard</td> <td>Off-peak</td> <td>Off-peak</td> <td>Standard</td> <td>Off-peak</td> <td>Off-peak</td> </tr> <tr> <td>17:00 - 18:00</td> <td>Peak</td> <td>Off-peak</td> <td>Off-peak</td> <td>Standard</td> <td>Off-peak</td> <td>Off-peak</td> </tr> <tr> <td>18:00 - 19:00</td> <td>Peak</td> <td>Standard</td> <td>Off-peak</td> <td>Peak</td> <td>Standard</td> <td>Off-peak</td> </tr> <tr> <td>19:00 - 20:00</td> <td>Standard</td> <td>Standard</td> <td>Off-peak</td> <td>Peak</td> <td>Standard</td> <td>Off-peak</td> </tr> <tr> <td>20:00 - 22:00</td> <td>Standard</td> <td>Off-peak</td> <td>Off-peak</td> <td>Standard</td> <td>Off-peak</td> <td>Off-peak</td> </tr> <tr> <td>22:00 - 24:00</td> <td>Off-peak</td> <td>Off-peak</td> <td>Off-peak</td> <td>Off-peak</td> <td>Off-peak</td> <td>Off-peak</td> </tr> </tbody> </table>		Time Periods	High Season (3 months) June - August			Low Season (9 months) September - May			Weekdays	Saturdays	Sundays	Weekdays	Saturdays	Sundays	00:00 - 06:00	Off-peak	Off-peak	Off-peak	Off-peak	Off-peak	Off-peak	06:00 - 07:00	Peak	Off-peak	Off-peak	Standard	Off-peak	Off-peak	07:00 - 09:00	Peak	Standard	Off-peak	Peak	Standard	Off-peak	09:00 - 10:00	Standard	Standard	Off-peak	Peak	Standard	Off-peak	10:00 - 12:00	Standard	Standard	Off-peak	Standard	Standard	Off-peak	12:00 - 17:00	Standard	Off-peak	Off-peak	Standard	Off-peak	Off-peak	17:00 - 18:00	Peak	Off-peak	Off-peak	Standard	Off-peak	Off-peak	18:00 - 19:00	Peak	Standard	Off-peak	Peak	Standard	Off-peak	19:00 - 20:00	Standard	Standard	Off-peak	Peak	Standard	Off-peak	20:00 - 22:00	Standard	Off-peak	Off-peak	Standard	Off-peak	Off-peak	22:00 - 24:00	Off-peak	Off-peak	Off-peak	Off-peak	Off-peak	Off-peak					
Time Periods	High Season (3 months) June - August			Low Season (9 months) September - May																																																																																												
	Weekdays	Saturdays	Sundays	Weekdays	Saturdays	Sundays																																																																																										
00:00 - 06:00	Off-peak	Off-peak	Off-peak	Off-peak	Off-peak	Off-peak																																																																																										
06:00 - 07:00	Peak	Off-peak	Off-peak	Standard	Off-peak	Off-peak																																																																																										
07:00 - 09:00	Peak	Standard	Off-peak	Peak	Standard	Off-peak																																																																																										
09:00 - 10:00	Standard	Standard	Off-peak	Peak	Standard	Off-peak																																																																																										
10:00 - 12:00	Standard	Standard	Off-peak	Standard	Standard	Off-peak																																																																																										
12:00 - 17:00	Standard	Off-peak	Off-peak	Standard	Off-peak	Off-peak																																																																																										
17:00 - 18:00	Peak	Off-peak	Off-peak	Standard	Off-peak	Off-peak																																																																																										
18:00 - 19:00	Peak	Standard	Off-peak	Peak	Standard	Off-peak																																																																																										
19:00 - 20:00	Standard	Standard	Off-peak	Peak	Standard	Off-peak																																																																																										
20:00 - 22:00	Standard	Off-peak	Off-peak	Standard	Off-peak	Off-peak																																																																																										
22:00 - 24:00	Off-peak	Off-peak	Off-peak	Off-peak	Off-peak	Off-peak																																																																																										
Nota/Note	<p>Customers who lower their Notified Maximum Demand (NMD), to save on these charges, will be allowed to do so subject to the following;</p> <ol style="list-style-type: none"> 1. Only one application is allowed to lower NMD before June of the existing financial year. 2. The capacity that is given up will not be reserved for the customer only, but utilized by the municipality as and when required. 3. When the customer wants to take up that capacity sometime in the future, they will be required to pay the Network Capital Contribution at the time MINUS the Network Capital Contribution at the time when the capacity was given up. 4. The abovementioned arrangement (3) will be valid for a period of three years. After this period, customers will have to pay the full Network Capital Contribution for any increase of their NMD. 5. Customers who wishes to extend the arrangement will be required to make special application to the Manager: Electrical Services Department for extension of such period. 																																																																																															
1.2.2.8	Small Scale Embedded Generation																																																																																															
	Feed-in Tariff																																																																																															
	Energy Charge (R/kWh)	0,8961	0,90	0,13	1,03	0,00																																																																																										
Nota/Note	<ol style="list-style-type: none"> a) This tariff is available only for approved commercial or non-residential SSEG Connections, where the Customers offset their small scale generation against their purchases from the Municipality, provided that their purchases exceed their generation. b) Customers to bear the full cost of upgrading existing infrastructure to allow for net metering. c) An additional meter reading fee may also be applicable. d) The co-generated units will be credited against the units consumed, but not against any basic or service charges. e) The total co-generated units will expire on 30 June each year. f) The conditions and safety standards of generation will apply as per the Electricity Supply By Laws, NRS 097, the Electricity Regulation Act and the Occupational Health and Safety Act as well as any other relevant legislation. g) See website for additional information - www.bvm.gov.za 																																																																																															
1.2.3	Agreement Tariffs																																																																																															
	Apply charges/tariffs as per contractual agreement																																																																																															
1.2.4	Principles for the resale of electricity																																																																																															
Nota/Note	<ol style="list-style-type: none"> a) The tariff, rates and charges at which and the conditions of sale under which electricity is thus resold shall not be less favourable to the purchaser than those that would have been payable and applicable had the purchaser been supplied directly with electricity by the Municipality. Every reseller shall furnish the purchaser with monthly accounts that are at least as detailed as the relevant billing information details provided by the Municipality to its electricity consumers. b) The electricity resold shall be measured by a submeter of a type which has been approved by Standards South Africa and supplied, installed and programmed in accordance with the standards of the Municipality. c) The Municipality reserves the right request further cost information from resellers and to enforce resellers to sell electricity at benchmarks that are set by NERSA. 																																																																																															

TARIEWE VIR DIE JAAR / TARIFFS FOR THE YEAR 1 JULIE 2021 TOT 30 JUNIE 2022 / 1 JULY 2021 TO 30 JUNE 2022 In the event that NERSA approves a tariff different from the one stated below, the NERSA Approved Tariff will be implemented.						
BESKRYWING / DESCRIPTION	2020/2021 Exc. Vat R.cc	2021/2022 Exc. Vat R.cc	2021/2022 VAT R.cc	2021/2022 Incl. Vat R.cc	% change	
1.2.5	Departemental Tariffs (Municipal Service Connections)					
1.2.5.1	1,9458	2,22974	0,33	2,56	14,59	
1.2.5.2	1,6785	1,92339	0,29	2,21	14,59	
1.2.6	91,52	104,87	15,73	120,60	14,59	
1.2.7	91,52	104,87	15,73	120,60	14,59	
1.2.8	Availability Charges (Per maand/Per month)					
1.2.8.1	258,26	295,94	44,39	340,33	14,59	
1.2.8.2	643,48	737,37	110,60	847,97	14,59	
1.3	NEW, UPGRADE OF, TEMPORARY & SPECIAL SERVICE CONNECTIONS					
Nota/Note	<p>a) All applications subject to normal energy constraints as may required by ESKOM, DME and the Municipality applicable at the time of application.</p> <p>b) Successful applications for new/upgrade connections will depend on the ability of developer/owner to proof that energy efficiency measures for development was implemented. The requirements for this energy efficiency will be as published by DME as part of the Power Conservation Programme.</p>					
1.3.1	Residential: Single Phase (230V) 60 ampere, per supply point					
1.3.1.1	13 378,26	14 047,17	2 107,08	16 154,25	5,00	
1.3.1.2	2 986,96	3 136,30	470,45	3 606,75	5,00	
1.3.1.3	5 543,48	5 820,65	873,10	6 693,75	5,00	
1.3.1.4	3 883,48	4 077,65	611,65	4 689,30	5,00	
1.3.1.5	7 982,61	8 381,74	1 257,26	9 639,00	5,00	
1.3.1.6	730,43	766,96	115,04	882,00	5,00	
1.3.1.7	765,22	803,48	120,52	924,00	5,00	
Nota/Note	<p>Tariff (1.3.1.7) is <u>only</u> applicable to residential erven in the following cases: Premises with an existing service without any load control relays installed, where a new or additional geyser/s are installed (element heated), when the consumer applies for a current capacity upgrade to the erf. (Air conditioners, under floor heating, swimming pool pumps and other heavy load appliances and equipment are also required to be connected to a load control relay).</p> <p>Tariff (1.3.1.7) do not apply to residential units that utilize solar heated geysers without element heaters</p>					

TARIEWE VIR DIE JAAR / TARIFFS FOR THE YEAR 1 JULIE 2021 TOT 30 JUNIE 2022 / 1 JULY 2021 TO 30 JUNE 2022 In the event that NERSA approves a tariff different from the one stated below, the NERSA Approved Tariff will be implemented.						
BESKRYWING / DESCRIPTION	2020/2021 Exc. Vat R.cc	2021/2022 Exc. Vat R.cc	2021/2022 VAT R.cc	2021/2022 Incl. Vat R.cc	% change	
1.3.2 All other, at cost plus (%) <i>Nota/Note</i> For all other connections, upgrades or services which the Municipality may undertake at the request of a consumer or other body and for which no charge has been determined in this Tariff document, the charge will be the cost to the Municipality of all actual expenses, including material, labour, supervision, transport, the use of plant and equipment, plus a surcharge on such amount in respect of overhead expenses and administration. Deposit, payable in advance, equal to estimated expenses supplied on application basis.	15%	15%		15%		
1.3.3 Network Capital Contributions (NCC) <i>Nota/Note</i> A once-off contribution for the electricity capacity requested for new developments and consumer upgrades (existing serviced erven where requested capacity is greater than the original designed or installed capacity) also applicable to scheme amendments, subdivision or consent use. The after-diversified maximum demand (ADMD) for each erven is used in network designs for township development, scheme amendment and service connection upgrades. (a) The ADMD is determined by the Town-planning Scheme and is as follows: (i) Residential (on which only one or, at the most two, dwelling-units per erf, may be erected), Multiple Residential, Agricultural or Special and Undetermined, for a specific use which, in the opinion of the Manager: Electro-Technical Services is in accordance with Residential. Lifeline 2 kVA ADMD per potential dwelling Low cost housing 3,5 kVA ADMD per potential dwelling Standard residential 5 kVA ADMD per potential dwelling High residential 7 kVA ADMD per potential dwelling Very high residential 9 kVA ADMD per potential dwelling Very high residential Three-phase connections or upgrade of existing single phase connection to three phase. Assume that the ADMD for a three-phase connection is 3 times that of a single-phase connection. (ii) Commercial and all non residential applications ADMD per erf = Notified Maximum Demand (NMD) requested by owner/developer. The NMD's of existing serviced erven are equal to the installed capacity or as per service agreement. (b) Determining charges The NCC charge is finally determined by the actual level at which the development connects to the supply system. The charge is calculated as follows: $C = (Dn - De) X$ Where C = Network Capital Contribution charge payable in rand Dn = Sum of new ADMDs in kVA De = Sum of existing ADMDs in kVA X = Contribution per kVA at connection level as indicated below (c) Contributions The Network Capital Contributions charges must be such as to cover the capital liabilities incurred or to be incurred by the Municipality in supplying the distribution and/or reticulation network to increase the capacity to the premises or group of premises. The contributions per kVA at the different connection levels are as follows:						
1.3.3.1 Low-voltage connections						
1.3.3.1.1 For connections made at a metering or distribution cubicle, per kVA	3 813,04	4 003,48	600,52	4 604,00	4,99	
1.3.3.1.2 For connections made to the low voltage distribution network, per kVA	3 425,22	3 596,52	539,48	4 136,00	5,00	
1.3.3.1.3 For connections made to the low voltage busbars within miniature and communal substations, per kVA	2 803,48	2 943,48	441,52	3 385,00	4,99	
1.3.3.2 Medium-voltage connections*						
1.3.3.2.1 For connections made to the medium voltage distribution network, per kVA	2 469,57	2 593,04	388,96	2 982,00	5,00	
1.3.3.2.2 For connections made to the medium voltage distribution network, taken directly from the 11kV switchgear of a substation, per kVA	2 245,22	2 357,48	353,62	2 711,10	5,00	
1.3.3.2.3 For connections made to the medium voltage distribution network, taken directly from the 11kV switchgear of a 66kV substation where the developer provides the satellite protected substation, per kVA	1 727,83	1 814,22	272,13	2 086,35	5,00	
<i>Nota/Note</i> *(Tariff 1.3.3.2.1, 1.3.3.2.2, 1.3.3.2.3) When required the consumer to bear the full cost of Municipal charges for the NMD increase applicable to the application						
1.3.4 Temporary and Special Connections						
1.3.4.1 Temporary bypass of current limiters with no major modifications to supply point (1-3 days), per supply point	485,65	509,57	76,43	586,00	4,92	
1.3.4.2 Hire out of temporary supply points (if available) at Special Public Venues/Events, also applicable to existing supply points (Church Square) 1 - 7 days maximum						
1.3.4.2.1 Deposit* on equipment, padlocks, keys, per unit plus	1 530,00	1 606,52	240,98	1 847,50	5,00	
1.3.4.2.2 Energy Charge (R/kWh)	2,3532	2,6966	0,4000	3,0966	14,59	
<i>Nota/Note</i> *Deposit may be refunded if equipment is returned in satisfactory condition and consumption fees paid. Supply points shall be single phase with ready board and 40 ampere current limiter installed in a pillar-box complete with a 75m (maximum) supply cable, padlocks & keys						
1.3.4.3 Connection fee for phone booths, illuminated signs, etc. on existing streetlighting network, per point	992,17	1 041,74	156,26	1 198,00	5,00	
<i>Nota/Note</i> For all related connections outside the Municipal Licensed Electrical Distribution network, Eskom need to be consulted.						

TARIEWE VIR DIE JAAR / TARIFFS FOR THE YEAR 1 JULIE 2021 TOT 30 JUNIE 2022 / 1 JULY 2021 TO 30 JUNE 2022 In the event that NERSA approves a tariff different from the one stated below, the NERSA Approved Tariff will be implemented.						
BESKRYWING / DESCRIPTION	2020/2021 Exc. Vat R.cc	2021/2022 Exc. Vat R.cc	2021/2022 VAT R.cc	2021/2022 Incl. Vat R.cc	% change	
1.4 CHARGES/FEES: UNAUTHORISED CONNECTIONS, DAMAGE & TAMPERING WITH ELECTRICITY METERING & OTHER FINES						
1.4.1 Residential (Single Phase - 230V)						
1.4.1.1 First offence / Effective disconnection of electricity supply*	5 133,04	5 389,57	808,44	6 198,01	5,00	
<i>Nota/Note</i> 50% of the fine is payable in advance before the service supply will be reconnected. The remaining balance will be recovered in two instalments over a period of two months. If the consumer fails to pay the instalments strictly over this period, the supply to the premises will again be disconnected. Hereafter the consumer is compelled to pay the full outstanding amount in arrears, before the service supply will be reconnected.						
1.4.1.2 Second offence / Effective disconnection of electricity supply*	10 266,09	10 779,39	1 616,91	12 396,30	5,00	
<i>Nota/Note</i> 50% of the fine is payable in advance before the service supply will be reconnected. The remaining balance will be recovered in two instalments over a period of two months. If the consumer fails to pay the instalments strictly over this period, the supply to the premises will again be disconnected. Hereafter the consumer is compelled to pay the full outstanding amount in arrears, before the service supply will be reconnected.						
1.4.1.3 Third offence / Total disconnection of electricity supply (removal of service connection to the erf)*	15 399,13	16 169,13	2 425,37	18 594,50	5,00	
<i>Nota/Note</i> *Before the supply to the erf is restored: In the above tariffs 1.4.1.1, 1.4.1.2 and 1.4.1.3 the consumer will be held accountable for the full payment of effective disconnection & reconnection of service supply due to tampered metering equipment or illegal wiring connections. The consumer is additionally responsible for the full payment of the actual cost for the replacement & upgrade to a split pre-payment meter and service cable (if it was found that the service cable was damaged due to tampering and illegal connections). In cases where evidence is found of illegal electricity connections, the consumer may be liable for the illegal energy that was consumed. For tariff 1.4.1.3 the consumer has to re - apply for a new service connection (the full cost is payable in advance).						
1.4.2 Residential (Three Phase - 400V), Commercial & Industrial (Bulk)						
1.4.2.1 First offence / Effective disconnection of electricity supply*	7 895,65	8 290,43	1 243,57	9 534,00	5,00	
1.4.2.2 Second offence / Effective disconnection of electricity supply*	15 785,22	16 574,48	2 486,17	19 060,65	5,00	
1.4.2.3 Third offence / Total disconnection of electricity supply (removal of service connection to the erf)*	23 675,65	24 859,48	3 728,92	28 588,40	5,00	
<i>Nota/Note</i> *Before the supply to the erf is restored: In the above tariffs 1.4.2.1, 1.4.2.2 and 1.4.2.3 the consumer will be held accountable for the full payment of effective disconnection & reconnection of service supply due to tampered metering equipment or illegal wiring connections. The consumer is additionally responsible for the full payment of the actual cost for the replacement & upgrade to a split pre-payment meter (where applicable) and service cable (if it was found that the service cable was damaged due to tampering and illegal connections). For tariff 1.4.2.3 the consumer has to re - apply for a new service connection (the full cost is payable in advance) All offence charge/s, older than a period of three years from the date an offence was identified, will not be considered. The afore said offence charge/s will not be applied to determine the category of an existing offence, provided that the offence/s occurred beyond the mentioned 3 year threshold. In cases where evidence is found of illegal electricity connections, the consumer will be liable for the illegal energy that was consumed.						
1.4.3 Load Control Equipment:						
1.4.3.1 Illegal disconnection of Load Control Equipment, per occurrence	2 772,17	2 911,30	436,70	3 348,00	5,02	
1.4.3.2 Refusal to accept unit per month or part thereof	372,17	391,30	58,70	450,00	5,14	
1.5 SERVICES RENDERED						
<i>Nota/Note</i> Only applications from legal owners will be processed or where the owner issued a letter of consent to authorize a person to act on his behalf.						
1.5.1 Minor work at Customer(s) premises, per occasion*						
1.5.1.1 Effective disconnection of electricity supply & reconnection after disconnection on request from a registered contractor.*	393,74	413,91	62,09	476,00	5,12	
1.5.1.2 Effective disconnection of electricity supply & reconnection after disconnection due to default of service accounts.* / **	393,74	413,91	62,09	476,00	5,12	
1.5.1.3 Reconnection of low voltage supplies (power failures, repair blown fuses, etc). Payable if found due to consumers default.**	393,74	413,91	62,09	476,00	5,12	
1.5.1.4 Services not ready for connection after installation forms submitted by Contractor.	393,74	413,91	62,09	476,00	5,12	
1.5.1.5 Special meter readings at consumers request.	393,74	413,91	62,09	476,00	5,12	
1.5.1.6 Inspection of an metering installation or site visit by an Vending Systems Technician at consumers request.	393,74	413,91	62,09	476,00	5,12	
1.5.1.7 Above ground cable locating of customers service connection	393,74	413,91	62,09	476,00	5,12	
1.5.2 Any of the above site visits conducted <u>after hours</u> , per occasion* / **	686,96	721,74	108,26	830,00	5,06	
<i>Nota/Note</i> * one occasion is a disconnection and the associated reconnection even if two visits are required						
** Free of charge for Municipal Rental units and Indigent Clients						

**TARIEWE VIR DIE JAAR / TARIFFS FOR THE YEAR
1 JULIE 2021 TOT 30 JUNIE 2022 / 1 JULY 2021 TO 30 JUNE 2022**

In the event that NERSA approves a tariff different from the one stated below, the NERSA Approved Tariff will be implemented.

BESKRYWING / DESCRIPTION	2020/2021 Exc. Vat R.cc	2021/2022 Exc. Vat R.cc	2021/2022 VAT R.cc	2021/2022 Incl. Vat R.cc	% change
1.5.3.1 Effective disconnection (removal) of an illegally connected supply or unauthorised relocation of metering, per connection	1 654,78	1 737,52	260,63	1 998,15	5,00
1.5.3.2 Effective disconnection of electricity supply & reconnection due to illegal tampering to service supply installation and / or metering equipment, per occasion.	393,74	413,91	62,09	476,00	5,12
1.5.4 MV switching on Council's equipment for consumers, per visit	3 566,09	3 744,35	561,65	4 306,00	5,00
1.5.5 Change of Current Limiters: Single & Three Phase (10 - 100 ampere), per supply point					
1.5.5.1 Conventional meters: Single Phase	739,13	776,09	116,41	892,50	5,00
1.5.5.2 Conventional meters: Three Phase	1 821,74	1 912,87	286,93	2 199,80	5,00
1.5.5.3 Prepayment meters	391,30	410,87	61,63	472,50	5,00
1.5.6 Provision of monthly load profile reports requiring a site visit, per month	678,26	712,17	106,83	819,00	5,00
Nota/Note Data to be submitted via email in a recognizable format					
1.5.7 Metering accuracy investigation, per meter: May be refunded if accuracy is outside metering class specifications	834,78	876,52	131,48	1 008,00	5,00

TARIEWE VIR DIE JAAR / TARIFFS FOR THE YEAR
1 JULIE 2021 TOT 30 JUNIE 2022 / 1 JULY 2021 TO 30 JUNE 2022

	BESKRYWING / DESCRIPTION	2020/2021 Exc. Vat R.cc	2020/2021 Exc. Vat R.cc	2020/2021 VAT R.cc	2020/2021 Incl. Vat R.cc	% change
2	WATER					
2.1	CONSUMER SERVICE DEPOSITS					
a	Residensieël / Residential	250,00	250,00		250,00	0,00%
b	Besighede en Industrieël / Businesses and Industrial	250,00	250,00		250,00	0,00%
c	Ander/Other	250,00	250,00		250,00	0,00%
2.2	BASIESE HEFFING/BASIC CHARGE <i>(Per aansluiting/meter per maand // Per connection/meter per month)</i>					
a	Residensieël / Residential (Non - Indigent)	43,48	45,65	6,85	52,50	5,00%
b	Sportklubs/ Opvoedkundig/ Institute en Kerke / Sport clubs/ Educational/ Institutions and Churches	43,48	45,65	6,85	52,50	5,00%
c	Besigheid/Handel // Business/Commerce	217,39	230,43	34,57	265,00	6,00%
d	Aansluiting groter as / Connection greater than:- 149 mm	260,87	278,26	41,74	320,00	6,67%
2.3	WATER CONSUMPTION					
2.3.1	Residensieël / Residential					
	0 - 6 KI	4,52	4,74	0,71	5,45	5,00%
	7 - 20 KL	7,91	8,31	1,25	9,55	5,00%
	21 - 80 KL (Adjusted from 21 KL -70 KL to 21 KL - 80 KL)	13,55	14,23	2,13	16,36	5,00%
	81 + KL (Adjusted from 71 + KL to 81 + KL)	24,85	26,09	3,91	30,00	5,00%
Nota/Note	<i>Steps will be recalculated depending on consumption period except the free basic water.</i>					
2.3.1.1	KORTING / REBATE					
a	First KL per month per household				6 KI	
b	plus additional KL for indigent households				4 KI	
Nota	Deernis Korting / Indigent Rebate <i>Waar die totale huishoudelike (eienaar & eggenoot) inkomste per maand is: Where the total household (Owner and spouse) revenue per month is:</i>					
a	<i>Pensionarisse/Pensioners//Ongeskik/Disability // Child-headed households R 0 - R 4 500 (Government pension)(Pensioners 60 years and older)</i>					
b	<i>Algemeen/General R 0 - R 4 500</i>					
2.3.2	Kommersieël / Commercial					
	0 - 20 KI	10,60	11,13	1,67	12,79	5,00%
	21 - 40 KI	11,46	12,03	1,81	13,84	5,00%
	41 - 60 KI	12,58	13,21	1,98	15,20	5,00%
	61 - 100 KI	14,10	14,81	2,22	17,03	5,00%
	101 + KI	14,69	15,42	2,31	17,73	5,00%
	151 - 300 KI					
	301 - 600 KI					
Nota/Note	<i>Steps will be recalculated depending on consumption period</i>					
2.3.3	Sportklubs/Sport Clubs	4,52	4,74	0,71	5,45	5,00%
2.3.4	Opvoedkundig (Skole en Kolleges)/Educational (schools and Colleges)	4,52	4,74	0,71	5,45	5,00%
Nota/Note	<i>Uitgesluit private skole/kolleges/Excluding private schools/colleges</i>					
2.3.5	Welsyn en Ouetehuise/Welfare and Old Age Homes	4,52	4,74	0,71	5,45	5,00%
2.3.6	Kerke/Churches	4,52	4,74	0,71	5,45	5,00%
Nota/Note	<i>(Pastorie uitgesluit indien verbruik apart gemeter word // Excludes rectory if consumption metered seperately)</i>					

TARIEWE VIR DIE JAAR / TARIFFS FOR THE YEAR
1 JULIE 2021 TOT 30 JUNIE 2022 / 1 JULY 2021 TO 30 JUNE 2022

	BESKRYWING / DESCRIPTION	2020/2021 Exc. Vat R.cc	2020/2021 Exc. Vat R.cc	2020/2021 VAT R.cc	2020/2021 Incl. Vat R.cc	% change
2.3.7	Munisipaal / Municipal	4,52	4,74	0,71	5,45	5,00%
2.3.8	Brandbestryding / Fire Fighting	4,52	4,74	0,71	5,45	5,00%
2.3.9	Besproeiing / Irrigation					
2.3.9.1	Ongesuiwer / Non-purified	1,47	1,54	0,23	1,77	5,00%
2.3.9.2	Ongesuiwer en ongemeet per 20 minute of gedeelte daarvan / Non-purified and unmetred per 20 minutes or part thereof	659,50	692,48	103,87	796,35	5,00%
Nota/Note	<i>Per ses maande/Per six months</i>					
2.3.9.4	Stettynskloof/ Fairy Glen Irrigation schemes (rate per kl)	1,47	1,54	0,23	1,77	5,00%
2.3.10	Geen meter geïnstalleer / No installed meter <i>(Hef vaste verbruik van kiloliter per maand van: //</i> <i>Levy fixed consumption of kiloliter per month of:)</i>					
a	Residensieël/Residential				18	
b	Staankraan (gemeenskaplike verbruik) /				10	
c	Kommersieël / Commercial				30	
2.3.10.1	KORTING / REBATE					
a	First KL per month per household				6 Kl	
b	plus additional KL for indigent households				4 Kl	
2.3.11	Availability Charges (Per maand/Per month)					
a	Residential	134,78	143,48	21,52	165,00	6,45%
b	Commercial	278,26	304,35	45,65	350,00	9,38%
2.4	WATER RESTRICTION TARIFFS					
2.4.1.1	Residensieël / Residential (From Phase 2)					
	0 - 6 Kl	4,52	4,74	0,71	5,45	5,00%
	7 - 20 Kl	7,91	8,31	1,25	9,55	5,00%
	21 - 70 Kl	14,91	15,65	2,35	18,00	5,00%
	71 + Kl	27,33	28,70	4,30	33,00	5,00%
2.4.1.2	Residensieël / Residential (From Phase 3)					
	0 - 6 Kl	4,52	4,74	0,71	5,45	5,00%
	7 - 20 Kl	7,91	8,31	1,25	9,55	5,00%
	21 - 70 Kl	16,94	17,79	2,40	18,38	5,00%
	71 + Kl	31,06	32,61	4,89	37,50	5,00%
2.4.1.3	Residensieël / Residential (From Phase 4)					
	0 - 6 Kl	4,52	4,74	0,71	5,45	5,00%
	7 - 20 Kl	7,91	8,31	1,25	9,55	5,00%
	21 - 70 Kl	20,33	21,35	3,20	24,55	5,00%
	71 + Kl	37,27	39,13	5,87	45,00	5,00%
2.4.1.3	Korting / Rebate:					
a	First KL per month per residential meter connection				6 Kl	
b	plus additional KL for indigent households				4 Kl	
Nota/Note	<i>Steps will be recalculated depending on consumption period except the free basic water.</i>					

TARIEWE VIR DIE JAAR / TARIFFS FOR THE YEAR
1 JULIE 2021 TOT 30 JUNIE 2022 / 1 JULY 2021 TO 30 JUNE 2022

	BESKRYWING / DESCRIPTION	2020/2021 Exc. Vat R.cc	2020/2021 Exc. Vat R.cc	2020/2021 VAT R.cc	2020/2021 Incl. Vat R.cc	% change
2.4.2.1	Kommersieël / Commercial (From Phase 2)					
	0 - 20 Kl	10,60	11,13	1,67	12,80	5,00%
	21 - 40 Kl	12,61	13,24	1,99	15,23	5,00%
	41 - 60 Kl	13,84	14,53	2,18	16,71	5,00%
	61 - 100 Kl	15,52	16,29	2,44	18,74	5,00%
	101 + Kl	16,15	16,96	2,54	19,50	5,00%
2.4.2.2	Kommersieël / Commercial (From Phase 3)					
	0 - 20 Kl	10,60	11,13	1,67	12,80	5,00%
	21 - 40 Kl	14,33	15,05	2,26	17,30	5,00%
	41 - 60 Kl	15,73	16,51	2,48	18,99	5,00%
	61 - 100 Kl	17,63	18,51	2,78	21,29	5,00%
	101 + Kl	18,35	19,27	2,89	22,16	5,00%
2.4.2.2	Kommersieël / Commercial (From Phase 4)					
	0 - 20 Kl	10,60	11,13	1,67	12,80	5,00%
	21 - 40 Kl	17,20	18,05	2,71	20,76	5,00%
	41 - 60 Kl	18,87	19,82	2,97	22,79	5,00%
	61 - 100 Kl	21,16	22,22	3,33	25,55	5,00%
	101 +	22,02	23,12	3,47	26,59	5,00%
Nota/Note	<i>Steps will be recalculated depending on consumption period</i>					
2.4.3	All other water tariffs - Phase 2				x 1.10	
	All other water tariffs - Phase 3				x 1.25	
	All other water tariffs - Phase 4				x 1.50	
2.5	WATERVOORSIENING / WATER SUPPLY					
2.5.1	AANSLUITINGSFOOIE / CONNECTION FEES <i>(Slegs hoofpyp tot by erfgrëns / Main pipe to erf boundary only)</i>					
2.5.1.1	Ongedienste erwe / Unserviced erven					
a	15 mm Aansluiting / Connection	4 526,09	4 752,39	712,86	5 465,25	5,00%
b	20 mm Aansluiting / Connection	5 660,87	5 943,91	891,59	6 835,50	5,00%
c	25 mm Aansluiting / Connection	7 909,57	8 305,05	1 245,76	9 550,80	5,00%
d	40 mm Aansluiting / Connection	9 053,04	9 505,69	1 425,85	10 931,55	5,00%
e	Aansluiting groter as / Connection greater than 40 mm: Deposito (vooruitbetaalbaar) / Deposit (payable in advance) Werklike koste / Actual cost: - plus	11 295,65	11 860,44	1 779,07	13 639,50	5,00%
					10,00%	
2.5.1.2	Gedienste erwe en privaatonwikkeling of vergroting van aansluiting / Serviced erven and private development or increased connection					
a	15 mm Aansluiting / Connection	2 304,35	2 419,57	362,93	2 782,50	5,00%
b	20 mm Aansluiting / Connection	2 860,87	3 003,91	450,59	3 454,50	5,00%
c	25 mm Aansluiting / Connection	3 413,46	3 584,18	537,63	4 121,80	5,00%
d	40 mm Aansluiting / Connection	5 669,57	5 953,04	892,96	6 846,00	5,00%
e	Aansluiting groter as / Connection greater than 40 mm Deposito (vooruitbetaalbaar) / Deposit (payable in advance) Werklike koste / Actual cost: - plus	11 304,35	11 869,57	1 780,44	13 650,00	5,00%
					10,00%	
2.5.1.3	Met ondervdeling / With sub division					
a	Deposito (vooruitbetaalbaar) / Deposit (payable in advance)	7 939,13	8 336,09	1 250,41	9 586,50	5,00%
b	Werklike koste / Actual cost: - plus				10,00%	
c	Met minimum van / With minimum of	2 883,47	3 027,65	454,15	3 481,80	5,00%
2.6	WATERMERTOETSING / TESTING OF WATER METER					
2.6.1	Meteroets (deposito per meter) / Meter test (deposit per meter)	517,39	543,26	81,49	624,75	5,00%
Nota/Note	<i>Die deposito sal slegs terugbetaalbaar wees indien gevind is dat die meter met 5 % of meer oor registreer // The deposit will only be refundable if found that the meter registers over with 5 % and more.</i>					
2.6.2	Toets van waterdruk / Testing of water pressure	576,09	605,22	90,78	696,00	5,06%
2.6.3	Klagtes en besoeke / Complaints and visits					
a	Kantoorure / Office hours	576,09	605,22	90,78	696,00	5,06%
b	Na-ure / After hours	853,11	895,82	134,37	1 030,20	5,01%
2.6.4	Verskuif van watermeter (versoek van verbruiker) // Moving of water meter (request of consumer)	1 139,13	1 196,08	179,41	1 375,50	5,00%

TARIEWE VIR DIE JAAR / TARIFFS FOR THE YEAR
1 JULIE 2021 TOT 30 JUNIE 2022 / 1 JULY 2021 TO 30 JUNE 2022

	BESKRYWING / DESCRIPTION	2020/2021 Exc. Vat R.cc	2020/2021 Exc. Vat R.cc	2020/2021 VAT R.cc	2020/2021 Incl. Vat R.cc	% change
2.6.5	Vervanging van beskadigde/gesteelde meter // Replacement of damaged/stolen meter					
a	15 mm Aansluiting / Connection	860,87	907,83	136,17	1 044,00	5,45%
b	20 mm Aansluiting / Connection	1 139,13	1 200,00	180,00	1 380,00	5,34%
c	25 mm Aansluiting / Connection	2 269,57	2 386,96	358,04	2 745,00	5,17%
d	40 mm Aansluiting / Connection	5 656,52	5 943,48	891,52	6 835,00	5,07%
e	Aansluiting groter as / Connection greater than 40 mm: Deposito (vooruitbetaalbaar) / Deposit (payable in advance)	6 786,96	7 130,43	1 069,57	8 200,00	5,06%
	Werklike koste / Actual cost: - plus				10,00%	
f	Slegs meterglas / Meter glass only	456,52	483,48	72,52	556,00	5,90%
g	Slegs wyserplaat / Dial plate only					
g.1	15 mm Aansluiting / Connection	860,87	907,83	136,17	1 044,00	5,45%
g.2	20 mm Aansluiting / Connection	1 030,43	1 086,09	162,91	1 249,00	5,40%
g.3	25 mm Aansluiting / Connection	1 365,22	1 437,39	215,61	1 653,00	5,29%
g.4	40 mm Aansluiting / Connection	2 269,57	2 386,96	358,04	2 745,00	5,17%
g.5	50 mm Aansluiting / Connection	2 495,65	2 624,35	393,65	3 018,00	5,16%
2.7	PENALTY FOR THEFT AND FRAUD					
a	Double the amount of the value of the consumption of the previous six months Plus: Assessment of unauthorised consumption	291,30	309,57	46,43	356,00	6,27%
2.8	ILLEGAL CONNECTION	4 886,96	5 134,78	770,22	5 905,00	5,07%
2.9	See Sanitation/Sewerage Tariffs for Laboratory analysis 4.15					
2.10	Temporary and Special Connections					
a	Deposit*	1 100,00	1 155,00		1 155,00	5,00%
b	Residential; Sports Clubs, Educational; Institutions & Churches -Usage per kl using residential tariffs as per 2.3.1 or applicable Water Restriction tariffs without taking into account the rebates.					
c	Commercial -Usage per kl using commercial tariffs as per 2.3.2 or applicable Water Restriction tariffs without taking into account the rebates.					
Nota/Note	*Deposit may be refunded if equipment is returned in satisfactory condition and consumption fees paid.					






















TARIEWE VIR DIE JAAR / TARIFFS FOR THE YEAR
1 JULIE 2021 TOT 30 JUNIE 2022 / 1 JULY 2021 TO 30 JUNE 2022

	BESKRYWING / DESCRIPTION	2020/2021 Exc. Vat R.cc	2021/2022 Exc. Vat R.cc	2021/2022 VAT R.cc	2021/2022 Incl. Vat R.cc	% change
3	VULLISVERWYDERING / REFUSE REMOVAL <i>Betaalbaar deur geregistreerde eienaar</i> <i>Payable by registered owner.</i>					
3.1	Residensieël/ Residential <i>Per huishouding/Woonstel//Per household/Flat</i> <i>1 X 240l Bin or 3 Black bags - 1 x per week</i>					
a	Per maand//Per month	186,23	195,65	29,35	225,00	5,06
b	Annual/Jaarliks	2 234,78	2 347,83	352,17	2 700,00	5,06
c	Flats/Sectional title units 50% of tariff 3.1 a or b					
d	Gated Villages units 75% of tariff 3.1 a or b					
Nota/Note	<i>Tariff 3.1 c will only apply if the total bins versus total flats/sectional title units is ≤50%, applicable the following billing run after application and/or request for the removal of the extra bins to comply.</i>					
3.1.1	Deernis Korting / Indigent Rebate <i>Waar die totale huishoudelike (eienaar & eggenoot) inkomste per maand is:</i> <i>Where the total household (Owner and spouse) revenue per month is:</i>					
a	<i>Pensionarisse/Pensioners//Ongeskik/Disability // Child-headed households</i> <i>R 0 - R 4 500 (Government pension)(Pensioners 60 years and older)</i>				100%	
b	<i>Algemeen/General</i> <i>R 0 - R 4 500</i>				50%	
3.2	Hostelle en Koshuise / Hostels					
a	Per maand//Per month	153,77	161,52	24,23	185,75	5,04
b	Annual/Jaarliks	1 845,22	1 938,26	290,74	2 229,00	5,04
Note	<i>1 X 240l Bin or 3 Black bags - 1 x per week</i>					
3.3	Woonpersele waar tuisnywerhede/besighede of beroepsbeoefening plaasvind / Residential homes used for home industries/businesses or career practices					
a	Per maand//Per month	235,94	247,75	37,16	284,92	5,01
b	Annual/Jaarliks	2 831,30	2 973,04	445,96	3 419,00	5,01
Note	<i>1 X 240l Bin or 3 Black bags - 1 x per week</i>					
3.4.1	Kommersieël 1 / Commercial 1 (Jaarliks/Annual)					
	Mondays to Fridays					
a	Een verwydering per weekdag per drom/ One removal per weekday per bin	3 401,74	3 572,17	535,83	4 108,00	5,01
b	Twee verwyderings per weekdag per drom/ Two removals per weekday per bin	6 802,61	7 143,48	1 071,52	8 215,00	5,01
c	Drie verwyderings per weekdag per drom/ Three removals per weekday per bin	10 204,35	10 714,78	1 607,22	12 322,00	5,00
d	Vier verwyderings per weekdag per drom/ Four removals per weekday per bin	13 605,22	14 286,09	2 142,91	16 429,00	5,00
e	Vyf verwyderings per weekdag per drom/ Five removals per weekday per bin	17 006,09	17 856,52	2 678,48	20 535,00	5,00
	Saterdag/Saturday					
f	Per verwydering per drom / Removal per bin	5 060,87	5 313,91	797,09	6 111,00	5,00
	Sondag/Sundays					
g	Per verwydering per drom / Removal per bin	6 747,83	7 085,22	1 062,78	8 148,00	5,00
Nota/Note	<i>240L wieldrom = 1 drom/ 240L wheeliebin = 1 drum</i> <i>770L wieldrom = 3 dromme/ 770L wheeliebin = 3 drums</i> <i>Slegs dromme verskaf deur BVM sal verwyder word</i> <i>Only drums supplied by BVM will be removed</i>					
3.4.2	Kommersieël 1 / Commercial 1 (Maandeliks/Monthly)					
	Mondays to Fridays					
a	Een verwydering per weekdag per drom/ One removal per weekday per bin	283,48	298,26	44,74	343,00	5,21
b	Twee verwyderings per weekdag per drom/ Two removals per weekday per bin	566,96	595,65	89,35	685,00	5,06
c	Drie verwyderings per weekdag per drom/ Three removals per weekday per bin	850,43	893,04	133,96	1 027,00	5,01
d	Vier verwyderings per weekdag per drom/ Four removals per weekday per bin	1 133,91	1 191,30	178,70	1 370,00	5,06
e	Vyf verwyderings per weekdag per drom/ Five removals per weekday per bin	1 417,39	1 488,70	223,30	1 712,00	5,03
	Saterdag/Saturday					
f	Per verwydering per drom / Removal per bin	421,74	443,48	66,52	510,00	5,15
	Sondag/Sundays					
g	Per verwydering per drom / Removal per bin	562,61	591,30	88,70	680,00	5,10
Nota/Note	<i>240L wieldrom = 1 drom/ 240L wheeliebin = 1 drum</i> <i>770L wieldrom = 3 dromme/ 770L wheeliebin = 3 drums</i> <i>Slegs dromme verskaf deur BVM sal verwyder word</i> <i>Only drums supplied by BVM will be removed</i>					

TARIEWE VIR DIE JAAR / TARIFFS FOR THE YEAR
1 JULIE 2021 TOT 30 JUNIE 2022 / 1 JULY 2021 TO 30 JUNE 2022

	BESKRYWING / DESCRIPTION	2020/2021 Exc. Vat R.cc	2021/2022 Exc. Vat R.cc	2021/2022 VAT R.cc	2021/2022 Incl. Vat R.cc	% change
3.5	Kommersieël 2 / Commercial 2 <i>Tuisnywerhede en besighede wat vanaf 'n woning bedryf word.</i> <i>Die sonering van hierdie erwe bly onveranderd, maar vergunningsgebruik word toegestaan</i> <i>Slegs een verwydering per week.</i> (weeklikse verwyderings) / maand (weekly removals)/ annually	240,00 2 876,52	252,17 3 020,87	37,83 453,13	290,00 3 474,00	5,07 5,02
Nota/Note	240L wieldrom = 1 drom/ 240L wheeliebin = 1 drum 770L wieldrom = 3 dromme/ 770L wheeliebin = 3 drums Slegs dromme verskaf deur BVM sal verwyder word Only drums supplied by BVM will be removed					
3.6	Spesiale verwyderings oor naweke/ Special removals on weekends Per wieldrom/ Per weeliebin Per 240L Minimum (6 wieldromme) Per 770L Minimum (2 wieldromme)	447,83 2 664,35 1 332,17 2 664,35	470,43 2 798,26 1 399,13 2 798,26	70,57 419,74 209,87 419,74	541,00 3 218,00 1 609,00 3 218,00	5,05 5,03 5,03 5,03
3.7	Sportklubs; Opvoedkundig (kleuterskole, skole en kolleges); Inrigtings en Ouetehuise; Kerke // Sport clubs; Educational (creche's, schools and colleges); Institutions and Old Age Homes; Churches					
3.7.1	(Jaarliks/Annual)					
	Mondays to Fridays					
a	Een verwydering per weekdag per drom/ One removal per weekday per bin	1 260,87	1 326,96	199,04	1 526,00	5,24
b	Twee verwyderings per weekdag per drom/ Two removals per weekday per bin	2504,35	2 631,30	394,70	3 026,00	5,07
c	Drie verwyderings per weekdag per drom/ Three removals per weekday per bin	3760,87	3 949,57	592,43	4 542,00	5,02
d	Vier verwyderings per weekdag per drom/ Four removals per weekday per bin	5008,70	5 262,61	789,39	6 052,00	5,07
e	Vyf verwyderings per weekdag per drom/ Five removals per weekday per bin	6260,87	6 573,91	986,09	7 560,00	5,00
	Saterdag/Saturday					
f	Per verwydering per drom / Removal per bin	1 869,57	1 968,70	295,30	2 264,00	5,30
	Sondag/Sundays					
g	Per verwydering per drom / Removal per bin	2 495,65	2 627,83	394,17	3 022,00	5,30
3.7.2	Maandeliks/Monthly					
	Mondays to Fridays					
a	Een verwydering per week per drom/ One removal per week per bin	105,22	111,30	16,70	128,00	5,79
b	Twee verwyderings per week per drom/ Two removals per week per bin	208,70	219,13	32,87	252,00	5,00
c	Drie verwyderings per week per drom/ Three removals per week per bin	313,91	330,43	49,57	380,00	5,26
d	Vier verwyderings per week per drom/ Four removals per week per bin	417,39	438,26	65,74	504,00	5,00
e	Vyf verwyderings per week per drom/ Five removals per week per bin	521,74	547,83	82,17	630,00	5,00
	Saterdag/Saturday					
f	Per verwydering per drom / Removal per bin	156,52	165,22	24,78	190,00	5,56
	Sondag/Sundays					
g	Per verwydering per drom / Removal per bin	208,70	220,00	33,00	253,00	5,42
Note/Nota	Per 240L drom of 3 X swart sakke					
3.8	Munisipaal (departementeel) Jaarliks / Municipal (departmental) Annually	2 243,48	2 356,52	353,48	2 710,00	5,04
3.9	Availability Charges (Per maand/Per month)					
a	Residential	95,65	104,35	15,65	120,00	9,09
b	Commercial	217,39	247,83	37,17	285,00	14,00
3.1	Vervanging van wieldrom(me)/Replacement of wheeliebin(s)					
3.10.1	240L wieldrom/wheeliebin					
a	240L				Cost + 15%	
b	Eerste wieldrom/First wheeliebin				Free	
3.10.2	770L wieldrom/wheeliebin					
a	770L				Cost + 15%	
b	Eerste wieldrom/First wheeliebin				Free	

TARIEWE VIR DIE JAAR / TARIFFS FOR THE YEAR
1 JULIE 2021 TOT 30 JUNIE 2022 / 1 JULY 2021 TO 30 JUNE 2022

	BESKRYWING / DESCRIPTION	2020/2021 Exc. Vat R.cc	2021/2022 Exc. Vat R.cc	2021/2022 VAT R.cc	2021/2022 Incl. Vat R.cc	% change								
3.11	TUIN- EN SPESIALE VULLIS													
3.11.1	Special Events solid waste													
a	Per Collection per bin:(240 l)	282,61	298,26	44,74	343,00	5,54								
b	Per Collection per bin : (770L)	839,13	881,74	132,26	1 014,00	5,08								
3.11.2	35 m Bak													
a	Huur per dag/Rent per day	208,70	220,00	33,00	253,00	5,42								
b	Verwyder (aflaai) van bak	1 104,35	1 162,61	174,39	1 337,00	5,28								
3.11.3	Tuinvullis / Garden refuse													
	4 ton vragmotor / 4 tonne truck (Laai en verwydering // Loading and removal)													
a	Vragmotor per vrag of gedeelte / Truck per load or part 4 ton vragmotor / 4 tonne truck	456,52	480,00	72,00	552,00	5,14								
3.12	SWART VULLISSAKKE/BLACK REFUSE BAGS													
	SALES OF REFUSE BAGS													
a	Black Refuse bags				Cost + 15%									
3.13	GENERAL WASTE DELIVERED TO LANDFILL SITE AND TRANSFER STATIONS WITHIN BVM													
3.13.1	Residents of residential properties													
	Disposal of general waste 1 x 1m3 (bakkie / trailer) load per month <i>(Nota/Note Must show either latest municipal account or coupon provided)</i>	Free	Free											
3.13.2	Businesses / Garden Services / Contractors													
a	Clean Builders Rubble (No iron, plastic, wood, cement bags)													
b	Clean grass, leaves or branches cut to 30cm pieces													
3.13.3	Any mixed loads of waste based on the tonnage of vehicle													
	TIPE VOERTUIG													
	<table border="1" style="width: 100%; text-align: center;"> <tr> <td style="width: 25%;">A  0 - 0,5 Ton</td> <td style="width: 25%;">C  > 1 - 3 Ton</td> <td style="width: 25%;">E  > 5 - 10 Ton</td> <td style="width: 25%;">G </td> </tr> <tr> <td>B  > 0,5 - 1 Ton</td> <td>D  > 3 - 5 Ton</td> <td>F  > 10 Ton</td> <td>In oorspronking met voertuig</td> </tr> </table>	A  0 - 0,5 Ton	C  > 1 - 3 Ton	E  > 5 - 10 Ton	G 	B  > 0,5 - 1 Ton	D  > 3 - 5 Ton	F  > 10 Ton	In oorspronking met voertuig					
A  0 - 0,5 Ton	C  > 1 - 3 Ton	E  > 5 - 10 Ton	G 											
B  > 0,5 - 1 Ton	D  > 3 - 5 Ton	F  > 10 Ton	In oorspronking met voertuig											
a.	0-0.5T or venter trailer	101,74	106,96	16,04	123,00	5,13								
b.	0,5 - 1T	204,35	215,65	32,35	248,00	5,53								
c.	1 - 3T	586,96	617,39	92,61	710,00	5,19								
d.	3 - 5T	973,91	1 023,48	153,52	1 177,00	5,09								
e.	5 - 7T	1360,87	1 430,43	214,57	1 645,00	5,11								
f.	7 - 10T	1943,48	2 043,48	306,52	2 350,00	5,15								
g.	987FGR													
Nota/Note	<i>Will be implemented once Municipal Scale is available.</i>													

TARIEWE VIR DIE JAAR / TARIFFS FOR THE YEAR
1 JULIE 2021 TOT 30 JUNIE 2022 / 1 JULY 2021 TO 30 JUNE 2022

	BESKRYWING / DESCRIPTION	2020/2021 Exc. Vat R.cc	2021/2022 Exc. Vat R.cc	2021/2022 VAT R.cc	2021/2022 Incl. Vat R.cc	% change
4	RIOLERING / SEWERAGE <i>Betaalbaar deur geregistreerde eienaar</i> <i>Payable by registered owner.</i>					
4.1	Residensieël/ Residential <i>Per huishouding/Per household</i>					
a	Per maand//Per month	295,65	310,43	46,57	357,00	5,00
a	Annual/Jaarliks	3 547,83	3 725,22	558,78	4 284,00	5,00
Nota/Note	Per erf/wooneenheid/aansluiting water ookal die meeste is - Including flats 1. Ingesluit DBV en Woonstelle (per woonstel) // Including SPCA and flats (per flat). 2. Uitgesluit woonpersele waar tuisnywerhede of beroeps-beoefening plaasvind // Excluding residential homes used for home industries or career practices. 3. Addisionele elek meter = addisionele wooneenheid , tensy bewys kan word dat dit nie vir huishouding doeleindes gebruik word nie.					
4.1.1	Deernis Korting / Indigent Rebate <i>Waar die totale huishoudelike (eienaar & eggenoot) inkomste per maand is:</i> <i>Where the total household (Owner and spouse) revenue per month is:</i> <i>Pensionarisse/Pensioners//Ongeskik/Disabilty // Child-headed households</i> <i>R 0 - R 4 500 (Government pension)(Pensioners 60 years and older)</i>				100%	
b	<i>Algemeen/General</i> <i>R 0 - R 4 500</i>				50%	
4.2	Woonpersele waar tuisnywerhede of beroepsbeoefening plaasvind / Residential homes used for home industries or career practices					
a	Monthly	326,09	346,09	51,91	398,00	6,13
4.3	Kommerisieël / Commercial <i>(Maandeliks per aansluiting // Monthly per connection)</i> Per kiloliter water verbruik / Per kiloliter water consumed Per kiloliter water verbruik / Per kiloliter water consumed plus the Industrial/Commercial Effluent Treatment Cost					
the						
	The Industrial Effluent Treatment Cost Formula for Industrial Effluent, Commercial Effluent, Tanker effluent and chemical toilets is: Industrial/Commercial Effluent Treatment Cost = (V ind x TC) X SC (per parameter exceeding) V ind is the Industrial/Commercial Effluent volume (metered, % of water use or tanker volume) TC is the Industrial/Commercial Effluent Disposal Tariff for industries, tankers and chemical toilets (4.10) SC is the surcharge per parameter exceeding the Discharge Admission Limits Schedule The Surcharge tariff formula is: SF = (X-L)/L (exceeding parameter) + (X-L)/L (exceeding parameter) + (X-L)/L (exceeding parameter)... where *X* is the monthly average concentration analysed of one or more of the parameters exceeding the Discharge Admission Limits Schedule *L* is the concentration LIMIT Value applicable for that particular parameter as per the Discharge Admission Limits Schedule obtainable from BVM Water Services (Annexure)	5,65	5,95	0,89	6,84	5,15
a	FEE BASED ON WATER CONSUMPSION / FOOI VOLGENS WATER VERBRUIK Per kiloliter water consumed for first 800 kl / Per kiloliter water verbruik vir eerste 800 kl /	11,13	11,68	1,75	13,44	5,00
b	Per kiloliter water consumed for more than 800 kl / Per kiloliter water verbruik vir meer as 800 kl / Tot 'n maksimum van/To a maximum of 2500 kiloliter/kiloitre <i>(Volgens dieselfde maand waarvoor wateraanslag gehief word //</i> <i>For the same month in which water bill is raised)</i> <i>(Volgens dieselfde maand waarvoor wateraanslag gehief word //</i> <i>For the same month in which water bill is raised)</i>	6,69	7,03	1,05	8,08	5,00
c	MINIMUM FEE / MINIMUM FOUIE For premises with building size smaller than 36 m² / Persele met beboude area kleiner as 36 m²	343,48	360,87	54,13	415,00	5,06
d	Ander / Other	1 313,04	1 300,00	195,00	1 495,00	5,28

TARIEWE VIR DIE JAAR / TARIFFS FOR THE YEAR
1 JULIE 2021 TOT 30 JUNIE 2022 / 1 JULY 2021 TO 30 JUNE 2022

	BESKRYWING / DESCRIPTION	2020/2021 Exc. Vat R.cc	2021/2022 Exc. Vat R.cc	2021/2022 VAT R.cc	2021/2022 Incl. Vat R.cc	% change
4.4	Opvoedkundig: kleuterskole en dagsorg fasiliteite/ Educational (creches and Day Care Facilities)					
a	Maandeliks per aansluiting / Monthly per connection	113,04	119,13	17,87	137,00	5,38
4.5	Opvoedkundig (skole en kolleges / Universiteite Educational (schools and colleges & Universities)					
a	Maandeliks per aansluiting / Monthly per connection	1 392,17	1 462,61	219,39	1 682,00	5,06
4.6	Sportklubs / Sportclubs Sportclubs					
b	Maandeliks per aansluiting / Monthly per connection	113,04	119,13	17,87	137,00	5,38
4.7	Kerke; Plek van aanbidding; Inrigtings en Oueteuise / Churches; Places of worship; Institutions and Old Age Homes <i>(Sluit pastorie in indien op dieselfde perseel as die kerk // Includes rectory if on same erf as the church)</i>					
a	Maandeliks per aansluiting / Monthly per connection	113,04	119,13	17,87	137,00	5,38
4.8	Munisipaal (departementeel) / Municipal (departmental)					
a	Maandeliks per aansluiting / Monthly per connection	113,04	119,13	17,87	137,00	5,38
4.9	Beskikbaarheidsgelde					
a	Maandeliks per / Monthly per erf Residential	221,74	233,04	34,96	268,00	5,10
b	Commercial	673,91	708,70	106,30	815,00	5,16
4.10	NYWERHEIDSAFLOOP / INDUSTRIAL EFFLUENT Industrial/Commercial Effluent Disposal Tariff for industries, commercial enterprises, tankers and chemical toilets (TC) See 4.3 for the formula	5,64	5,92	0,89	6,81	5,00
4.11	SUIGTENK VERVOER DIENS / SEWER TANKER TRANSPORT SERVICE <i>(Erwe met stortingsputte // Erven with conservancy tanks)</i> Conservancy tank collections will be charged sewer tanker service plus treatment cost according to the Industrial/Commercial Effluent Tariff in 4.10 and 4.3					
4.11.1	Huishoudelik en Skole / Residential and Schools					
a	Jaarliks / Annually	1 769,74	1 858,26	278,74	2 137,00	5,00
b	Maandeliks / Monthly <i>(Een verwydering per maand word ingesluit) (One removal per month per conservancy tank is included)</i>	147,48	154,85	23,23	178,08	5,00
c	Adisionele verwydering (Per verwydering) / Additional removal (Per removal) In werksure / In working hours	143,74	152,18	22,83	175,00	5,87
d	Na-ure / After hours	222,09	234,78	35,22	270,00	5,72
4.11.2	Besighede /Plase/privaat woonstelle met stortings-putte/ Businesses					
a	Jaarliks / Annually	2 656,35	2 790,90	418,64	3 209,54	5,07
b	Maandeliks / Monthly <i>(Een verwydering per maand word ingesluit) (One removal per month per conservancy tank is included)</i>	222,09	234,93	35,24	270,17	5,78
c	Adisionele verwydering (Per verwydering) / Additional removal (Per removal) In werksure / In working hours	222,09	234,93	35,24	270,17	5,78
d	Na-ure / After hours	343,65	361,70	54,26	415,96	5,25
4.11.3	Vervoer/Transport					
a	Binne ou Munisipale dorpsgrense			Gratis/Free	Gratis/Free	
b	Per km(gemeet vanaf waar die betrokke dorpsgrens oorgesteek word)	23,04	24,20	3,63	27,83	5,00
Nota/Note	<i>'n Riolsuig-eenheid word beskou as 'n 5000l(5ml) tenkwa. 'n Halften kan ook gehef word teen 60% van 'n voltenk-tarief</i>					
4.11.4	Treated effluent	5,64	5,92	0,89	6,81	5,00
4.11.5	Effluent discharge by tanker and chemical toilets <i>Surgecharge applicable to conservancy tank owner/department according to actual COD not tanker contractor</i>	5,64	5,92	0,89	6,81	5,00
4.11.6	Compost (when available) <i>Self collecting and loading at Worcester Wastewater Treatment Works</i>	282,87	299,62	44,94	344,57	5,92

TARIEWE VIR DIE JAAR / TARIFFS FOR THE YEAR
1 JULIE 2021 TOT 30 JUNIE 2022 / 1 JULY 2021 TO 30 JUNE 2022

	BESKRYWING / DESCRIPTION	2020/2021 Exc. Vat R.cc	2021/2022 Exc. Vat R.cc	2021/2022 VAT R.cc	2021/2022 Incl. Vat R.cc	% change
4.12	AANSLUITINGSFOOIE / CONNECTION FEES					
4.12.1	Aanwysing van aansluitingspunt / Showing of connection point	561,13	590,93	88,64	679,57	5,31
4.12.2	Nuwe Aansluitings/New Connections					
a	Gedienste erwe / Serviced erven (Slegs aansluiting op erf // Connection on erf only)	3 564,87	3 743,11	561,47	4 304,58	5,00
4.12.3	Gedienste erwe (Skema Wonings)/ Serviced erven (Scheme Dwellings)					
a	100 mm (4") Deursnee /	2 787,13	2 926,49	438,97	3 365,46	5,00
b		3 608,61	3 791,65	568,75	4 360,40	5,07
	<i>Nota/Note Houses sold in subsidy schelling schemes</i>					
4.12.4	Ongedienste erwe / Unserviced erven (Indien hoekdiens beskikbaar // If corner service available)					
a	100 mm (4") Deursnee /	11 095,74	11 652,27	1 747,84	13 400,11	5,02
b	150 mm (6") Deursnee /	14 426,09	15 147,39	2 272,11	17 419,50	5,00
4.12.5	Munisipale Erwe reeds Gediens / Serviced erven (Indien hoekdiens beskikbaar // If corner service available)					
a	100 mm (4") Deursnee /	5 547,74	5 826,00	873,90	6 699,90	5,02
b	150 mm (6") Deursnee /	7 212,61	7 574,11	1 136,12	8 710,23	5,01
4.13	OOPMAAK VAN RIOLE / OPENING OF SEWERS (Per uur / hour)					
4.13.1	Meganiese toerusting / Mechanical equipment					
a	In werksure / In working hours	1 113,30	1 169,84	175,48	1 345,32	5,08
b	Na-ure / After hours	1 673,83	1 761,00	264,15	2 025,15	5,21
4.14	RIOOL INSPEKSIES / SEWERAGE INSPECTIONS (Per uur / hour)					
a	In werksure / In working hours	561,13	590,93	88,64	679,57	5,31
b	Na-ure / After hours	843,39	887,30	133,10	1 020,40	5,21
c	Munisipale skema huise/woonstelle Municipal scheme houses/flats	282,87	299,62	44,94	344,57	5,92
4.15	Laboratory Services Analysis cost for different types of samples (grouped in a package) Different parameters are analyzed based on the type of sample collected					
	Description/Parameter for analysis					
a	Wastewater / Sewage	1 052,52	1 105,15	165,77	1 270,92	5,00
b	Water	956,61	1 004,44	150,67	1 155,11	5,00
c	Boreholes	1 256,17	1 318,98	197,85	1 516,83	5,00
d	Borehole (leachate)	904,17	949,38	142,41	1 091,79	5,00
e	Swimming Pools	504,09	529,29	79,39	608,69	5,00
f	Sampling per km	5,00	5,25	0,79	6,03	5,00

TARIEWE VIR DIE JAAR / TARIFFS FOR THE YEAR
1 JULIE 2021 TOT 30 JUNIE 2022 / 1 JULY 2021 TO 30 JUNE 2022

BESKRYWING / DESCRIPTION		2020/2021	2021/2022	%
		R.cc	R.cc	change
5	EIENDOMSBELASTING / ASSESSMENT RATES - NEW GV			
5.1.1	Residential (All properties up to the first R90 000 will be rabated)		0,007700	
5.1.2	Business and Commercial		0,015400	
5.1.3	Industrial Property		0,015400	
5.1.4	Agricultural		0,001255	
5.1.5	Public service purpose property		0,015400	
5.1.6	Mining Properties		0,015400	
5.1.7	Vacant Residential		0,007700	
5.1.8	Vacant Business		0,015400	
5.1.9	Public Service Infrastructure		0,001925	
5.1.10	Public Benefit Organisation property		0,001925	
5.1.11	Multiple Use (Category and rate as per above)		Multi Tariff	
Nota/Note	<p><i>Algemene koers is op die markwaarde van belasbare eiendom volgens die <u>katogorie op die waardasie rol</u> insluitend enige aanvullende waardasies vir die finansiële jaar soos aangetoon / General rate on the market value of rateable property, for the financial year as indicated, as <u>per category shown</u> on the valuation rolls and supplementary valuations for the said period</i></p> <p><i>Agricultural property rate will be charged on properties used for bona-fida agricultural purpose.</i></p>			
5.2	KORTING / REBATE			
5.2.1	Residentail/ Residentieel			
	<i>Waar die totale huishoudelike (eienaar & eggenoot) inkomste per maand is: Where the total household (Owner and spouse) revenue per month is:</i>			
a	<i>Pensionarisse/Pensioners/Ongeskik/Disability / Child-headed households R 0 - R 4 500 (Government pension)(Pensioners 60 years and older)</i>		100%	
b	<i>Algemeen/General R 0 - R 4 500</i>		50%	
c	<i>Maximum property value which qualifies for the rebate (tariff 5.3.1 a & b): Maksimum eiendom waarde wat vir die korting kwalifiseer (tarief 5.3.1 a & b):</i>		270 000	
d	<i>Senior Citizens (Age 70 and above in the financial year, and who do not qualify for tariff 5.3.1 a & b)</i>		270 000	
Nota/Note	<i>These rebates are applicable to tariff 5.1.1</i>			
5.2.2	Eienaars van Nasionale gedenkwaardighede: Owners of National monuments:			
a	Properties used for residential purposes,		20,00%	
b	Properties open to the public and not operated for personal gain		70,00%	
c	Properties used for commercial and businesses		20,00%	
d	<i>Aansoekfooi/Application fee:</i>		125,00	
5.2.3	Welsynsorganisasies: Welfare organisations:		100,00%	
a	<i>Aansoekfooi/Application fee:</i>		None	
5.2.4	Kerke/Churches/Religious organisations:		100,00%	
	<i>betrekking het moet deur die aansoeker/s na behore in</i>			
5.2.5	Skole op Privaateiendom/Schools on Private Property		20,00%	
5.2.6	Munisipale Eiendom en Munisipale Verhuurde Wooneenhede:		Exempt	
5.2.7	Cemeteries/Kerkhove		100,00%	
5.3	Special Rating Area			
5.3.1	Worcester Improvement District (Vat Exclusive Amount)- VAT calculated as per legislation		0,001675	
5.3.2	Langerug Special Rating Area (Vat Exclusive Amount)- VAT calculated as per legislation		0,000998	
Nota/Note	<i>Volle heffings moet gemaak en die betrokke kortings moet as uitgawe, teen die betrokke kortingspos gedebiteer word.</i>			

TARIEWE VIR DIE JAAR / TARIFFS FOR THE YEAR
1 JULIE 2021 TOT 30 JUNIE 2022 / 1 JULY 2021 TO 30 JUNE 2022

	BESKRYWING / DESCRIPTION	2020/2021 Exc. Vat R.cc	2021/2022 Exc. Vat R.cc	2021/2022 VAT R.cc	2021/2022 Incl. Vat R.cc	% change
6	FINANCE/FINANSIES					
6.1	VERSKAF VAN INLIGTING / SUPPLY OF INFORMATION					
6.1.1	Waardasie sertifikaat / Valuation certificate	247,82	260,87	39,13	300,00	5,26
Nota/Note	<i>Vir pensioen aansoeke by Provinsiale Regering</i>				Gratis/Free	
6.1.2	Uitklaringertifikaat (Indien verlenging verlang word, die bedrag slegs eenmalig gehef word.)					
	Per Hand	608,70	839,13	125,87	965,00	37,86
	Elektronies	178,26	186,95	28,04	215,00	4,88
6.1.3	Waardasierol per inskrywing / Valuation roll per entry	0,57	0,60	0,09	0,69	5,00
6.1.4	Enige ander inligting / Any other information					
a	Met hand voorberei per uur / Manually prepared per hour	613,04	643,48	96,52	740,00	4,96
	Elektronies per minuut (rekenaartyd) /					
b	Electronic per minute (computer time)	94,78	99,52	14,93	114,45	5,00
c	Enige ander inligting / Any other information	345,22	362,48	54,37	416,85	5,00
6.2	WAARDASIES / VALUATIONS					
6.2.1	Waardasie inligting per erf/waardasie (nie sertifikaat nie) / Valuation information per erf/valuation (not certificate)	235,65	247,83	37,17	285,00	5,17
6.2.2	Voorsiening van Redes [Artikel 53 (2)] vir waardasie per erf Furnishing of Reasons [Section 53 (2)] for valuation per erf	217,39	230,43	34,56	265,00	6,00
6.2.3	Herwaardasie op versoek, per versoek, per eiendom Re-valuation on request, per request, per property					
a	Dorpsgebied/Town	226,09	239,13	35,87	275,00	5,77
b	Landbou gebied/Agricultural area	565,22	595,66	89,35	685,00	5,38
6.3	KREDIETBEHEER / CREDIT CONTROL					
6.3.1	Interest on arrears	Prime rate plus 1%	Prime rate plus 1%	per month		
6.3.2	Aanmanings/Reminders:					
a	Per telefoonoproep / Per telephone call	35,65	37,43	5,61	43,05	5,00
b	Per SMS / Per SMS	23,47	24,70	3,70	28,40	5,22
c	Per e-pos / Per e-mail	35,66	37,39	5,61	43,00	4,85
d	Registered letter of demand in terms of section 56					
d.1	Claim does not exceed maximum jurisdictional amount				Magistrates Court's Tariffs)	
d.2	Claim exceeds the maximum jurisdictional amount				Magistrates Court's Tariffs)	
6.3.3	Opsporings/Tracing Fee				Magistrates Court's Tariffs)	
Note/nota	<i>Debt amount not less than R 411.54</i>					
6.3.4	Summonses					
a	Claim does not exceed R 7 000				Magistrates Court's Tariffs)	
b	Claim exceeds R 7 000 but does not exceed R 50 000				Magistrates Court's Tariffs)	
c	Claim exceeds R 50 000 but does not exceed the maximum jurisdictional amount				Magistrates Court's Tariffs)	
d	Claim exceeds maximum jurisdictional amount and the process is issued out of a magistrates's court for a regional division or when the matter is in respect of a cause of action in terms of section 29(1B)(a)				Magistrates Court's Tariffs)	
6.3.5	Court Trials: If Council not employed					
a	Per quarter of an hour				Magistrates Court's Tariffs)	
Nota/Nota	<i>As stipulated by the Rules Board for Courts of Law</i>					

TARIEWE VIR DIE JAAR / TARIFFS FOR THE YEAR
1 JULIE 2021 TOT 30 JUNIE 2022 / 1 JULY 2021 TO 30 JUNE 2022

	BESKRYWING / DESCRIPTION	2020/2021 Exc. Vat R.cc	2021/2022 Exc. Vat R.cc	2021/2022 VAT R.cc	2021/2022 Incl. Vat R.cc	% change
6.3.6	Judgements					
a	Claim does not exceed R 7 000					
b	Claim exceeds R 7 000 but does not exceed R 50 000					
c	Claim exceeds R 50 000 but does not exceed the maximum jurisdictional amount					
d	Claim exceeds maximum jurisdictional amount and the process is issued out of a magistrates's court for a regional division or when the matter is in respect of a cause of action in terms of section 29(1B)(a)					
6.3.7	Garnishee Orders					
6.3.8	Sales in Execution					
a	Issue of warrant of execution, ejection, and delivery up of possession					
b	For each reissue thereof					
c	Inclusive fee for work done in connection with releasing of immovable property attached					
d	Inclusive fee for work done in connection with sale in execution of immovable property only(excluding work in respect of which fees are already provided for elsewhere and the drawing up of the conditions of sale)					
e	Drawing up notice of sale in terms of rule 41(8) or rule 43(6), or conditions of sale in terms of rule 43(7)					
f	For all other work done and papers and documents supplied to the sheriff in connection with a sale in execution of movable property, an inclusive fee of					
g	Security for restitution, where necessary					
6.3.9	Illegal connection after disconnection for non payment	839,13	882,61	132,39	1 015,00	5,18
6.3.10	Block /restriction of pre-paid meter	221,74	233,04	34,96	268,00	5,10
6.3.11	Disconnection of conventional meter <i>Indien verhoed word dat konvensionele meter gesny word sal kostes nog steeds gehef word</i>	442,61	578,26	86,74	665,00	30,65
6.3.12	Reconnection of conventional meter <i>Indien verhoed word dat konvensionele meter gesny word sal kostes nog steeds gehef word</i>	442,61	578,26	86,74	665,00	30,65
6.3.13	Na-ure uitroep/After hours call-out					
6.3.14	Registered letter forwarded to debtor in terms of section 57(1) or (3) or section 58(2), including copies Claim does not exceed the maimum jurisdictional amount Claim exceeds maximum jurisdictional amount and the process is issued out of a magistrates's court for a regional division or when the matter is in respect of a cause of action in terms of section 29(1B)(a)					
6.3.15	Erkenning van skuld en onderneming om skuld ingevolge artikel 57 of artikel 58 van die Wet op Landdroshowe, 1944 (Wet 32 van 1944), soos gewysig, te betaal: Claim does not exceed the maximum jurisdictional amount Claim exceeds maximum jurisdictional amount and the process is issued out of a magistrates's court for a regional division or when the matter is in respect of a cause of action in terms of section 29(1B)(a)					
6.3.16	Drawing up pleadings					
6.3.17	Emoluments attachment order (Form 38)					
6.3.18	Drawing of documents (not pleadings) <u>per folio</u> , eg. Affidavits, orders, applications, subpoena and notices					
6.3.19	Necessary service					
6.3.20	Perusal per folio					

TARIEWE VIR DIE JAAR / TARIFFS FOR THE YEAR
1 JULIE 2021 TOT 30 JUNIE 2022 / 1 JULY 2021 TO 30 JUNE 2022

	BESKRYWING / DESCRIPTION	2020/2021 Exc. Vat R.cc	2021/2022 Exc. Vat R.cc	2021/2022 VAT R.cc	2021/2022 Incl. Vat R.cc	% change
6.3.21	Copying per page	4,00	4,21	0,63	4,85	5,44
6.3.22	Court hearings Section 65 hearings					
6.4	SUPPLY CHAIN MANAGEMENT					
a	Tender Documents	217,39	228,26	34,24	262,50	5,00
6.5	DISHONOURED DEBIT ORDER PAYMENTS (ACB)					
a	Per ACB Plus Bank Charges charged by the bank	247,83	260,87	39,13	300,00	5,26
Nota/Note	<ol style="list-style-type: none"> 1- <i>Unsigned cheque</i> 2- <i>No Beneficiary</i> 3- <i>Cheque altered in any way</i> 4- <i>Stale dated cheques</i> 5- <i>Amount in words and figures not the same</i> 6- <i>No Credit Control Costs on arrears which are R200.00 and less.</i> 					

TARIEWE VIR DIE JAAR / TARIFFS FOR THE YEAR
1 JULIE 2021 TOT 30 JUNIE 2022 / 1 JULY 2021 TO 30 JUNE 2022

	BESKRYWING / DESCRIPTION	2020/2021 Exc. Vat R.cc	2021/2022 Exc. Vat R.cc	2021/2022 VAT R.cc	2021/2022 Incl. Vat R.cc	% change
7	BRAND & REDDINGSDIENSTE / FIRE & RESCUE SERVICE Binne Munisipale Gebied / Within Municipal Area BRANDE / FIRES					
	OPERATION DIVISION					
7.1	Uitroepgelde / Call Out Fees					
a	Diensvoertuig / Service Vehicle	239,13	252,17	37,83	290,00	5,45
b	Noodvoertuig / Specialist Emergency Vehicle	700,00	734,78	110,22	845,00	4,97
c	Motorpomp / Engine Pumper (per item)	700,00	734,78	110,22	845,00	4,97
d	Hidrouliese Platform / Hydraulic Platform	1 013,04	1 065,22	159,78	1 225,00	5,15
7.2	Gelde per kilometer / Fees per kilometer					
a	Diensvoertuig / Service Vehicle	7,37	7,74	1,16	8,90	5,00
b	Noodvoertuig / Specialist Emergency Vehicle	8,30	8,71	1,31	10,02	5,00
c	Motorpomp / Engine Pumper (per item)	9,22	9,68	1,45	11,13	5,00
d	Hidrouliese Platform / Hydraulic Platform	11,06	11,61	1,74	13,36	5,00
7.3	Gelde per uur of gedeelte daarvan / Fees per hour or part thereof					
a	Diensvoertuig / Service Vehicle	43,48	47,83	7,17	55,00	10,00
b	Noodvoertuig / Specialist Emergency Vehicle	200,87	213,04	31,96	245,00	6,06
c	Motorpomp / Engine Pumper (per item)	373,91	395,65	59,35	455,00	5,81
d	Hidrouliese Platform / Hydraulic Platform	647,83	682,61	102,39	785,00	5,37
Nota/Note	<i>At Multiple Alarm Incidents, Call Out Fees will only be charged for the vehicle that works at the incident and not for vehicles that respond as part of Pre-Determined Attendances. The Kilometre Tariff will still however be applicable for all responding vehicles</i>					
7.4	Bystandgelde per uur of gedeelte daarvan / Standby fees per hour or part thereof					
a	Diensvoertuig / Service Vehicle	43,48	47,83	7,17	55,00	10,00
b	Noodvoertuig / Specialist Emergency Vehicle	286,96	304,35	45,65	350,00	6,06
c	Motorpomp / Engine Pumper (per item)	286,96	304,35	45,65	350,00	6,06
d	Hidrouliese Platform / Hydraulic Platform	321,74	339,13	50,87	390,00	5,41
7.5	Water per kiloliter as per 2.3.8					
7.6	Bemanning per uur of gedeelte daarvan /					
a	Offisier / Officer	369,57	391,30	58,70	450,00	5,88
b	Brandweerman / Firefighter	265,22	278,26	41,74	320,00	4,92
7.7	FIRE SAFETY & RISK MANAGEMENT DIVISION					
7.7.1	Event Compliance					
a	Initial Application Fee & Event Registration	1 430,43	1 504,35	225,65	1 730,00	5,17
b	per day thereafter for period of event	486,96	513,91	77,09	591,00	5,54
7.7.2	Fire Safety building Design Consultations					
a	Per Building plan	404,35	427,83	64,17	492,00	5,81
b	For Rational Design Evaluations add once off fee	430,43	453,91	68,09	522,00	5,45

TARIEWE VIR DIE JAAR / TARIFFS FOR THE YEAR
1 JULIE 2021 TOT 30 JUNIE 2022 / 1 JULY 2021 TO 30 JUNE 2022

	BESKRYWING / DESCRIPTION	2020/2021 Exc. Vat R.cc	2021/2022 Exc. Vat R.cc	2021/2022 VAT R.cc	2021/2022 Incl. Vat R.cc	% change
7.8	GEVAARHOUDENDE STOWWE/ DANGEROUS GOODS REGISTRATION (Fixed Storage)					
Nota/Note	<i>(Tariewe getoon is jaargelde en is vooruit betaalbaar // Tariffs shown are annual amounts and are payable in advance)</i>					
7.8.1	Registrasiesertifikaat / Registration certificate					
a	Uitreiking van sertifikaat/ Issuing of certificate	265,22	278,26	41,74	320,00	4,92
b	Oordrag van sertifikaat / Transfer of certificate	200,00	213,04	31,96	245,00	6,52
7.8.2	Geskikheidsertifikaat / Fitness certificate and Fire Clearances					
a	Grootmaatdepot / Bulk Depot	1 043,48	1 095,65	164,35	1 260,00	5,00
b	Droogskoonmaaklokaal / Dry Cleaning Depot	252,17	265,22	39,78	305,00	5,17
c	Spuilokaal / Sprayroom	360,87	378,26	56,74	435,00	4,82
7.8.3	Pakkamers, tenks en enige ander perseel / Storerooms, tanks and any other premises:					
a	Tot en met 2 273 liter bergingsmaat / Up to 2 273 litres storage capacity	286,96	304,35	45,65	350,00	6,06
b	Tot en met 4 546 liter bergingsmaat / Up to 4 546 litres storage capacity	356,52	373,91	56,09	430,00	4,88
c	Tot en met 22 730 liter bergingsmaat / Up to 22 730 storage capacity	700,00	739,13	110,87	850,00	5,59
d	Meer as 22 730 liter bergingsmaat / More than 22 730 litres storage capacity	1 043,48	1 095,65	164,35	1 260,00	5,00
7.8.4	Any other Premises	286,96	304,35	45,65	350,00	6,06
7.9	GEVAARHOUDENDE STOWWE/DANGEROUS GOODS (Transport Permits)					
a	Uitreiking van sertifikaat/ Issuing of certificate	265,22	278,26	41,74	320,00	4,92
b	Oordrag van sertifikaat / Transfer of certificate	200,00	213,04	31,96	245,00	6,52
c	For Light Delivery Vehicles -up tp 3 500kg	356,52	373,91	56,09	430,00	4,88
d	For Rigid Tankers up to 20 000 litres	700,00	734,78	110,22	845,00	4,97
e	For Rigid Tankers above 20 000 litres	1 043,48	1 095,65	164,35	1 260,00	5,00
f	Up to 20 000 litres For Horse Per Unit thereafter	282,61 700,00	300,00 739,13	45,00 110,87	345,00 850,00	6,15 5,59
g	Above 20 000 litres For Horse Per Unit thereafter	286,96 1 043,48	304,35 1 095,65	45,65 164,35	350,00 1 260,00	6,06 5,00
7.1	TRAINING & SUPPORT SERVICE DIVISION					
7.10.1	Training Centre (unless otherwise stated, costs are per person)					
a	IFSAC Accredited Firefighter 1	6 056,52	6 360,87	954,13	7 315,00	5,03
b	IFSAC Accredited Firefighter 2	4 330,43	4 547,83	682,17	5 230,00	5,02
c	IFSAC Accredited Fire Instructor 1	5 186,96	5 447,83	817,17	6 265,00	5,03
d	IFSAC Accredited Fire Officer 1	5 186,96	5 447,83	817,17	6 265,00	5,03
e	IFSAC Accredited Hazmat Awareness	2 091,30	2 200,00	330,00	2 530,00	5,20
f	IFSAC Accredited Hazmat Operations	2 100,00	2 204,35	330,65	2 535,00	4,97
g	Full NFPA 1001 Professional Firefighter Course (incl. FF1, FF2, Hazmat Ops + Level 3 First Aid; includes SAESI application fees) Note:Course Duration is five (5) months. without Accommodation	14 152,17	14 860,87	2 229,13	17 090,00	5,01
	With Accommodation (shared self catering)	43 243,48	45 408,70	6 811,30	52 220,00	5,01

TARIEWE VIR DIE JAAR / TARIFFS FOR THE YEAR
1 JULIE 2021 TOT 30 JUNIE 2022 / 1 JULY 2021 TO 30 JUNE 2022

	BESKRYWING / DESCRIPTION	2020/2021 Exc. Vat R.cc	2021/2022 Exc. Vat R.cc	2021/2022 VAT R.cc	2021/2022 Incl. Vat R.cc	% change
Nota/Note	<i>Course Duration is five (5) months. IFSAC Accredited training excludes the Curriculum Text books. Course candidates must supply their own text books or books can be supplied at extra costs Challenges for Firefighter 1 and 2 \$ Hazmat Awareness & Operations will be charged at 20% of the applicable tariff.</i>					
h	Fire Brigade Officer Development Course (4 weeks) Without Accommodation	7 000,00	7 353,91	1 103,09	8 457,00	5,06
	With Accommodation (shared self catering)	12 813,04	13 454,78	2 018,22	15 473,00	5,01
i	Industrial & Commercial Basic Firefighting - 1 days	704,35	743,48	111,52	855,00	5,56
j	Industrial & Commercial Advanced Firefighting - 3 days	1 313,04	1 382,61	207,39	1 590,00	5,30
k	Portable Fire Extinguisher Course - 2 hours	443,48	466,96	70,04	537,00	5,29
l	NFPA Incident Management Training for Emergency Services - 2 days	973,91	1 023,48	153,52	1 177,00	5,09
m	Two Week Abridged Firefighting Course for Industrial Firefighting Teams	1 608,70	1 689,57	253,43	1 943,00	5,03
7.10.2	Special Operations Training Centre (unless otherwise stated, costs are per person)					
a	NFPA 1006 Rescue Technician: Confined Space Rescue - 7 days	2 395,65	2 519,13	377,87	2 897,00	5,15
b	NFPA 1006 Rescue Technician: Trench Collapse Rescue - 10 days	4 786,96	5 029,57	754,43	5 784,00	5,07
c	NFPA 1006 Rescue Technician: Structural Collapse Rescue - 10 days	6 369,57	6 688,70	1 003,30	7 692,00	5,01
d	Motor Vehicle Extrication - 5 days	1 321,74	1 391,30	208,70	1 600,00	5,26
e	Hazmat for Confined Spaces for Industry - 3 days	1 608,70	1 689,57	253,43	1 943,00	5,03
Nota/Note	<i>For course prerequisites, contact Fire Department</i>					
7.11	RENTAL OF TRAINING ROOM (PER DAY)					
a	Training room only	252,17	267,83	40,17	308,00	6,21
b	Training room with kitchen facilities	330,43	349,57	52,43	402,00	5,79
7.11	RENTAL OF TRAINING ROOM (PER DAY)					
c		1 608,70	1 689,57	253,43	1 943,00	5,03
d	Special Operating Training Centre (per day)	1 608,70	1 689,57	253,43	1 943,00	5,03
7.12	REPAIRS TO EQUIPMENT/FILLING OF CYLINDERS					
a	Filling of cylinders	65,22	69,57	10,43	80,00	6,67
b	Pressure Testing of Fire Hoses (per hose)	13,91	14,78	2,22	17,00	6,25
7.13	Buite Munisipale Gebied / Outside Municipal Area					
a	Werklike koste plus / Actual cost plus persentasie van / percentage of				30,00%	
b	Minimum gelykstaande aan / Minimum equal to binne tarief plus persentasie van / inside tariff plus percentage of				10,00%	

TARIEWE VIR DIE JAAR / TARIFFS FOR THE YEAR
1 JULIE 2021 TOT 30 JUNIE 2022 / 1 JULY 2021 TO 30 JUNE 2022

	BESKRYWING / DESCRIPTION	2020/2021 Exc. Vat R.cc	2021/2022 Exc. Vat R.cc	2021/2022 VAT R.cc	2021/2022 Incl. Vat R.cc	% change
7.14	<p><i>Exemption from payment of fees will apply only in the following cases: Humanitarian Services; False Alarm with good intent; A Service rendered due to civil commotion, riot or natural disaster; Technical Rescues; Satisfactory proof that a vehicle was stolen and not recovered at time of incident & a service rendered in terms of a Mutual Aid agreement under Section 12 of the Fire Brigade Services Act</i></p>					
7.15	<p>Extract from the Fire Brigade Services Act, Act 99 of 1987</p> <p>10. Fees</p> <p>(1) A controlling authority may, subject to any condition contemplated in section 11 (2) (a), determine the fees payable by a person on whose behalf the service of the controlling authority is applied-</p> <p>(a) for the attendance of the service;</p> <p>(b) for the use of the service and equipment; or</p> <p>(c) for any material consumed.</p> <p>(2) A person on whose behalf, in the opinion of the chief fire officer concerned, a service of a controlling authority has been employed, may in writing be assessed by that chief fire officer for the payment of the fees referred to in subsection (1) or any portion thereof.</p> <p>(3) Any person who feels aggrieved by an assessment contemplated in subsection (2) may within 14 days after receipt of that assessment object in writing against that assessment as such or the amount thereof to the controlling authority concerned.</p> <p>(4) As soon as an objection contemplated in subsection (3) is received the chief executive officer of the controlling authority concerned shall without delay obtain written comment thereon from the chief fire officer and submit it together with the objection to the controlling authority, which may confirm, alter or revoke the assessment.</p> <p>(5) A certificate purporting to be signed by a chief fire officer and in which it is certified that the assessment specified therein was made under subsection (2), shall on production thereof in a court of law be prima facie proof of the amount payable by the person mentioned therein.</p>					

TARIEWE VIR DIE JAAR / TARIFFS FOR THE YEAR
1 JULIE 2021 TOT 30 JUNIE 2022 / 1 JULY 2021 TO 30 JUNE 2022

BESKRYWING / DESCRIPTION		2020/2021 Exc. Vat R.cc	2021/2022 Exc. Vat R.cc	2021/2022 VAT R.cc	2021/2022 Incl. Vat R.cc	Rounding	% change
8	BIBLIOTEEKDIENS / LIBRARY SERVICES						
8.1	BOETES / FINES						
8.1.1	Biblioteekmateriaal / Library Material						
a	Boek / Book	3,48	3,48	0,52	4,00	4,00	0,00
b	Tydskrif / Magazine	3,48	3,48	0,52	4,00	4,00	0,00
c	Kompakskyf / Compact Disc	3,48	3,48	0,52	4,00	4,00	0,00
d	Maksimum boete van / Maximum fine of	26,09	26,09	3,91	30,00	30,00	0,00
8.1.2	DVD's						
a	Per dag of gedeelte daarvan per item / Per day or part thereof per item	6,52	6,52	0,98	7,50	7,50	0,00
b	Maksimum boete van / Maximum fine of	51,30	51,30	7,70	59,00	59,00	0,00
Nota/Note	<i>(Per item per week of gedeelte daarvan uitstaande // Per item per week or part thereof outstanding)</i>						
8.2	Diverse Gelde / Sundry fees						
8.2.1	Besprekingsfooi per item / Booking fee per item	6,52	6,52	0,98	7,50	7,50	0,00
8.2.2	Duplikaat lenerskaart / Duplicate borrowers ticket:						
a	Rekenaarsstelsel / Computerised System	27,83	27,83	3,90	31,72	32,00	0,00
8.2.3	Tydlike leners / Temporary borrowers Deposito gelykstaande aan vervangingswaarde/ Deposit equal to replacement value						
8.3	PHOTOCOPIES/SCANS/ICT COPIES						
8.3.1	Swart en wit/Black and white						
a	A4 - Papier / Paper	0,87	0,87	0,13	1,00	1,00	0,00
b	A3 - Papier / Paper	1,74	1,74	0,26	2,00	2,00	0,00
8.3.2	Kleur fotostate/Colour photocopies						
a	A4 - Papier / Paper	7,83	7,83	1,17	9,00	9,00	0,00
b	A3 - Papier / Paper	14,78	14,78	2,22	17,00	17,00	0,00
8.4	Huur van Biblioteeksaal / Rental of Library Halls						
8.4.1	WATERLOO / AVIAN PARK						
a	Saal alleen / Hall only	247,83	247,83	37,17	285,00	285,00	0,00
b	Saal met kombuisfasiliteite / Hall with kitchen facilities	347,83	347,83	52,17	400,00	400,00	0,00
c	Raadsaal / Boardroom	191,30	191,30	28,70	220,00	220,00	0,00
8.4.2	ESSELEN						
a	Saal alleen / Hall only	247,83	247,83	37,17	285,00	285,00	0,00
8.4.3	ZWELETEMBA						
a	Saal alleen / Hall only	247,83	247,83	37,17	285,00	285,00	0,00
8.4.4	DE DOORNS						
a	Saal alleen / Hall only	247,83	247,83	37,17	285,00	285,00	0,00
8.4.5	STEENVLIET						
a	Saal alleen / Hall only	247,83	247,83	37,17	285,00	285,00	0,00

TARIEWE VIR DIE JAAR / TARIFFS FOR THE YEAR
1 JULIE 2021 TOT 30 JUNIE 2022 / 1 JULY 2021 TO 30 JUNE 2022

	BESKRYWING / DESCRIPTION	2020/2021 Exc. Vat R.cc	2021/2022 Exc. Vat R.cc	2021/2022 VAT R.cc	2021/2022 Incl. Vat R.cc	% change
9	VERKEER / TRAFFIC					
9.1	PARKEERMETERGELDE / PARKING METER FEES					
9.1.1	Binneblokparkering /					
a	Per uur / Per hour [07.00 - 17.00]	4,35	4,35	0,65	5,00	0,00
b	Per dag / Per day [07.00 - 17.00]	34,78	34,78	5,22	40,00	0,00
c	Maandkaartjie / Monthly ticket	521,74	521,74	78,26	600,00	0,00
9.1.2	Straatparkering per uur / Street parking per hour					
a	Stockenströmstraat tussen Kerk- en Russelstraat / Stockenström street between Church and Russel streets	4,35	4,35	0,65	5,00	0,00
b	Hoogstraat tussen Fairbairn- en Baringstraat / High street between Fairbairn and Baring streets	4,35	4,35	0,65	5,00	0,00
c	Hoogstraat tussen Trappes- en Baringstraat / High street between Trappes and Baring streets	4,35	4,35	0,65	5,00	0,00
d	Hoogstraat tussen Fairbairn- en Riebeeckstraat / High street between Fairbairn and Riebeeck streets	4,35	4,35	0,65	5,00	0,00
e	Ander straat gebiede / Other street areas	4,35	4,35	0,65	5,00	0,00
Nota/Note	First 15 Min free > 15 Min Max 1 Hour (Sundays and Public Holidays Excluded)					
9.2	PADTEKENS / ROADSIGNS					
9.2.1	Aansoekfooie - sluit van strate/Application Fees - closing of streets					
a	Per teken per dag / Per sign per day	169,57	178,26	26,74	205,00	5,13
b	Kerke en skole / Churches and schools	34,78	36,52	5,48	42,00	5,00
c	Ander instansies / Other institutions	247,83	260,87	39,13	300,00	5,26
	<i>Tekens moet by kantoor afgehaal en terugbesorg word // Signs must be collected and returned at office</i>					
9.3	SKUTGELDE / POUND FEES (per eenheid / per unit)					
9.3.1	Kruidenierswaentjies, Smous voorraad en mandjies					
9.3.1.1	Grocery trolleys, Hawker stock and baskets	260,87	273,91	41,09	315,00	5,00
9.3.1.2	Stoorgelde per nag / Storage fees per night	104,35	109,57	16,43	126,00	5,00
9.3.2	Voertuie / Vehicles					
9.3.2.1	Insleep / Towing					
a	hoogstens / up to 3 500 kg				Cost + 10%	
b	meer as / more than 3 500 kg				Cost + 10%	
9.3.2.2	Stoorgelde per dag / Storage fees per day	573,91	602,61	90,39	693,00	5,00
9.5	STRAAT STAANPLEKKE / STREET STANDS					
9.5.1	Informele handelaars / Informal traders (Maandeliks vooruitbetaalbaar per standplaas // Payable in advance monthly per stand)					
a	Inwoners	60,87	63,91	9,59	73,50	5,00
b	Nie-Inwoners	286,96	304,35	45,65	350,00	6,06
9.5.2	Laataand verkope / Late night shopping					
a	Inwoners	160,87	169,57	25,43	195,00	5,41
b	Nie-Inwoners	317,39	333,48	50,02	383,50	5,07
c	Kerke, Welsynorganisasies	65,22	68,70	10,30	79,00	5,33
Nota/Note	Per aand/Per night					
9.5.3	Spesiale geleenthede / Special events					
a	Inwoners	160,87	169,57	25,43	195,00	5,41
b	Nie-Inwoners	317,39	333,48	50,02	383,50	5,07
c	Kerke, Welsynorganisasies	65,22	68,70	10,30	79,00	5,33
Nota/Note	Per dag/Per day					

TARIEWE VIR DIE JAAR / TARIFFS FOR THE YEAR
1 JULIE 2021 TOT 30 JUNIE 2022 / 1 JULY 2021 TO 30 JUNE 2022

	BESKRYWING / DESCRIPTION	2020/2021 Exc. Vat R.cc	2021/2022 Exc. Vat R.cc	2021/2022 VAT R.cc	2021/2022 Incl. Vat R.cc	% change
9.6	OPTOGTE/MARCHES					
9.6.1	Aansoekfooie/Application Fees	178,26	187,39	28,11	215,50	5,12
9.6.2	Beamptes aan diens, per uur of gedeelte daarvan, ingesluit km gereis. Officials on duty, per hour or part thereof including km travelled.					
a	Offisier/Officer (Asst. Superintendent) (Normal Hours)	360,87	379,13	56,87	436,00	5,06
	Offisier/Officer (Asst. Superintendent) (After Normal hours)				Cost + 20%	
b	Patrollie Beampte/ Patrol Officer (Normal Hours)	286,96	301,30	45,20	346,50	5,00
	Patrollie Beampte/ Patrol Officer (After normal hours)				Cost + 20%	
c	Verkeersopsigter/Traffic Warden (Normal Hours)	178,26	187,39	28,11	215,50	5,12
	Verkeersopsigter/Traffic Warden (After normal hours)				Cost + 20%	
d	Hiring of road signs or equipment[per sign/equipment]	260,87	273,91	41,09	315,00	5,00
e	Sport / Padwedlope / Fietsry					
	- % Vermindering op tarief 9.6.2/ % Reduction on tariff 9.6.2				25,00%	
Nota/Note	<i>Kerke, Geregistreerde Liefdadigheidsorganisasies, Nie winsgewende organisasies en Skole betaal nie die tariewe soos per 9.6.2 nie, slegs aansoekfooie soos per 9.6.1</i>					
9.7	EXEMPTION FROM PARKING PROVISIONS <i>Exemption certificate from parking provisions application[disable persons]</i>	213,04	224,35	33,65	258,00	5,31
9.8	FOTOSTATE / PHOTOCOPIES					
NEW	A4 - Papier / Paper [per sheet/copy]	1,74	1,74	0,26	2,00	0,00
9.9	Other income Duplicate of any other documentation not prescribed in Nat. Road Traffic Act.	34,78	36,52	5,48	42,00	5,00

TARIEWE VIR DIE JAAR / TARIFFS FOR THE YEAR
1 JULIE 2021 TOT 30 JUNIE 2022 / 1 JULY 2021 TO 30 JUNE 2022

	BESKRYWING / DESCRIPTION	2020/2021 Exc. Vat R.cc	2021/2022 Exc. Vat R.cc	2021/2022 VAT R.cc	2021/2022 Incl. Vat R.cc	% change
10	SALE /HALLS					
10.1	STADSAAL / TOWN HALL					
10.1.1	DEPOSITO /DEPOSIT					
	Breëskade / Damages					
a	Algemeen	2385,00	2505,00		2 505,00	5,03
b	Besighede	5665,00	5950,00		5 950,00	5,03
c	Politieke en Publieke vergaderings / Political and Public meetings	5250,00	5515,00		5 515,00	5,05
Nota/Note	<i>Deposito betaalbaar by bespreking/Deposit payable at booking</i> Deposito's sluit nie BTW in					
10.2	HUURGELD / RENTAL FEE					
10.2.1	Algemeen/General	2 556,52	2 686,96	403,04	3 090,00	5,10
10.2.2	Welsyn + Jeug organisasie	813,04	856,52	128,48	985,00	5,35
10.2.3	Plaaslike Sportliggame	813,04	856,52	128,48	985,00	5,35
10.2.4	Plaaslike Kuns en Kultuur groepe	813,04	856,52	128,48	985,00	5,35
10.2.5	Skole	813,04	856,52	128,48	985,00	5,35
10.2.6	Kerklike Byeenkomste / Church Gatherings	1 113,04	1 169,57	175,43	1 345,00	5,08
10.2.7	Repetisies / Repetitions (slegs verhoog / stage only)	486,96	513,04	76,96	590,00	5,36
10.2.8	Repetisies / Repetitions (toeskouers / spectators)	639,13	673,91	101,09	775,00	5,44
10.2.9	Besighede	4 004,35	4 208,70	631,30	4 840,00	5,10
10.2.10	Politieke en Publieke vergaderings / Political and Public meetings	3 247,83	3 413,04	511,96	3 925,00	5,09
10.2.11	Verkiesings / Elections	4 756,52	4 995,65	749,35	5 745,00	5,03
10.2.12	Departementeel Raadsvergaderings/Departementele verbruik				Free	
10.3	DIVERSE GELDE/SUNDRY FEES					
a	Kombuis / Kitchen	1 039,13	1 091,30	163,70	1 255,00	5,02
b	Vleuelklavier / Grand Piano	717,39	756,52	113,48	870,00	5,45
c	Regop klavier / Piano	486,96	513,04	76,96	590,00	5,36
d	Side Hall	486,96	513,04	76,96	590,00	5,36
e	Preparation period /day	486,96	513,04	76,96	590,00	5,36
f	Raadsbesluit 655/91 gedateer 27 Augustus 1991: Dat 'n tarief per addisionele geleentheid vasgestel word ten opsigte van die gebruik op opeenvolgende geleenthede van die volgende diverse items in die Stadsaal: kombuis, kroeg, koffiekroeg, vleuelklavier, regop klavier, luidsprekers.	526,09	556,52	83,48	640,00	5,79

TARIEWE VIR DIE JAAR / TARIFFS FOR THE YEAR
1 JULIE 2021 TOT 30 JUNIE 2022 / 1 JULY 2021 TO 30 JUNE 2022

	BESKRYWING / DESCRIPTION	2020/2021 Exc. Vat R.cc	2021/2022 Exc. Vat R.cc	2021/2022 VAT R.cc	2021/2022 Incl. Vat R.cc	% change
10.4	SYSAAL VAN STADSAAL					
10.4.1	Word verhuur teen helfte van die huur van die stadsaaltarif, met uitsondering van kerk- en skoolbasaars wat 'n kwart van die huur van die stadsaaltarif sal wees. Die kroeg bly egter 'n apart verhuurde fasiliteit.					
10.5	GEMEENSKAPSALE / COMMUNITY HALLS					
	DE DOORNS, ZWELETEMBA, STEENVLIJET, HEX VALLEY PEOPLES' CENTRE, VAN HUYSSSTEEN AVE, MUNISIPALE SPORTKLUB					
10.5.1	DEPOSITO /DEPOSIT Breekskade / Damages					
a	Algemeen	2 385,00	2505,00		2 505,00	5,03
b	Besighede	2 385,00	2505,00		2 505,00	5,03
c	Politieke en Publieke vergaderings / Political and Public meetings	2 385,00	2505,00		2 505,00	5,03
Nota/Note	<i>Deposito betaalbaar by bespreking/Deposit payable at booking</i>					
10.5.2	Algemeen/General	786,96	830,43	124,57	955,00	5,52
10.5.3	Welsyn + Jeug organisasie	247,83	260,87	39,13	300,00	5,26
10.5.4	Plaaslike Sportliggame	247,83	260,87	39,13	300,00	5,26
10.5.5	Plaaslike Kuns en Kultuur groepe	247,83	260,87	39,13	300,00	5,26
10.5.6	Skole	247,83	260,87	39,13	300,00	5,26
10.5.7	Kerklike Byeenkomste / Church Gatherings	526,09	556,52	83,48	640,00	5,79
10.5.8	Repetisies / Repetitions (slegs verhoog / stage only)	147,83	156,52	23,48	180,00	5,88
10.5.9	Repetisies / Repetitions (toeskouers / spectators)	195,65	208,70	31,30	240,00	6,67
10.5.10	Besighede	1 260,87	1 326,09	198,91	1 525,00	5,17
10.5.11	Politieke en Publieke vergaderings / Political and Public meetings	969,57	1 021,74	153,26	1 175,00	5,38
10.5.12	Verkiesings / Elections	1 443,48	1 517,39	227,61	1 745,00	5,12
10.5.13	Departementeel Raadsvergaderings				Free	
10.6.2	Gimnasium/Gymnasium					
a	Per dag/Per day	13,04	13,91	2,09	16,00	6,67
b	Per maand /Per month					
b.1	Kinders (Voltydse leersers en studente)	65,22	68,70	10,30	79,00	5,33
b.2	Volwassenes/Adults	130,43	139,13	20,87	160,00	6,67

TARIEWE VIR DIE JAAR / TARIFFS FOR THE YEAR
1 JULIE 2021 TOT 30 JUNIE 2022 / 1 JULY 2021 TO 30 JUNE 2022

	BESKRYWING / DESCRIPTION	2020/2021 Exc. Vat R.cc	2021/2022 Exc. Vat R.cc	2021/2022 VAT R.cc	2021/2022 Incl. Vat R.cc	% change
10.7	Meerdoelsentrums / Multi Purpose Centres UNOBUNTU					
10.7.1	Saal (per geleentheid/funksie) per dag / Hall (per occasion/function) per day					
a	Deposito, vooruitbetaalbaar, per geleentheid / Deposit, payable in advance, per function	390,00	410,00		410,00	5,13
b	Kulturele en ontspannings aktiwiteite / Cultural and entertainment activities	569,57	600,00	90,00	690,00	5,34
c	Kapasiteitsbou en Opvoedkundige programme / Capacity building and Educational programmes	426,09	452,17	67,83	520,00	6,12
d	Konferensies en Seminare / Conferences and Seminars	569,57	600,00	90,00	690,00	5,34
e	Slegs "Wegbreek" kantoor/kamer / "Breakaway" office/room only	247,83	260,87	39,13	300,00	5,26
10.7.2	Kantore / Offices <i>(Tarief van toepassing op nuwe ooreenkomste gedurende finansiële jaar gesluit // Tariff applicable to new agreements entered into during the financial year)</i>					
a	Per vk meter per maand / Per sq meter per month <i>jaar gesluit // Tariff applicable to new agreements entered into</i>		Market Related/Mar/verwant			
10.7.3	<i>(Tarief van toepassing op nuwe lede en hernuwing van lidmaatskap gedurende finansiële jaar // Tariff will apply to new members and renewals of existing members during the financial year)</i>					
a	Per dag/Per day	13,04	13,91	2,09	16,00	6,67
b	Per maand /Per month					
b.1	Kinders (Voltydse leerders en studente)	69,57	73,91	11,09	85,00	6,25
b.2	Volwassenes/Adults	139,13	147,83	22,17	170,00	6,25
10.7.4	Politieke- en Publieke vergaderings (enige saal) / Political and Public meetings (any hall)					
a	Deposito / Deposit Saalhuur / Rental of hall Funksie / Function:	5 315,00	5585,00		5 585,00	5,08
b	Dag / Daytime	2 439,13	2 565,22	384,78	2 950,00	5,17
c	Aand / Evening Vorbereidingswerk / Preparation work	3 295,65	3 460,87	519,13	3 980,00	5,01
d	Dag / Daytime	800,00	843,48	126,52	970,00	5,43
e	Aand / Evening	1 500,00	1 578,26	236,74	1 815,00	5,22
10.7.5	Departementeel Raadsvergaderings/Departementele verbruik				Free	
Nota/Note	<p>1. Geen deposito's word gevorder vir die huur van die Stadsaal deur owerheidsinstellings nie, op voorwaarde dat 'n skadeloos-stellingsooreenkoms gesluit word.</p> <p>2. Indien die besprekingsdatum van die Gemeenskapsaal of Burger-sentrum binne 30 agtereenvolgende dae vanaf die datum waarvoor die saal bespreek is verskuif, word dit hanteer op dieselfde manier as 'n kansellering van die datum.</p> <p>3. Indien 'n bespreking gekanselleer word, sal die volgende verhaal word: Kanselasie 31 dae of meer voor besprekingsdatum, 10 % van huurgeld, indien huurgeld nog nie betaal is nie, 20 % van deposito. Kanselasie 30 dae of minder voor besprekingsdatum, 60 % van huurgeld, indien huurgeld nog nie betaal is nie, volle van deposito.</p> <p>4. Raadsbesluit 655/91 gedateer 27 Augustus 1991: Dat 'n tarief per addisionele geleentheid vasgestel word ten opsigte van die gebruik op opeenvolgende geleenthede van die volgende diverse items in die Stadsaal: kombuis, kroeg, koffie kroeg, vleuelklavier, regop klavier, luidsprekers.</p>					

TARIEWE VIR DIE JAAR / TARIFFS FOR THE YEAR
1 JULIE 2021 TOT 30 JUNIE 2022 / 1 JULY 2021 TO 30 JUNE 2022

	BESKRYWING / DESCRIPTION	2020/2021 Exc. Vat R.cc	2021/2022 Exc. Vat R.cc	2021/2022 VAT R.cc	2021/2022 Incl. Vat R.cc	% change
10.7.6	Raadsaal - Touwsrivier Per geleentheid	282,61	300,00	45,00	345,00	6,15

TARIEWE VIR DIE JAAR / TARIFFS FOR THE YEAR
1 JULIE 2021 TOT 30 JUNIE 2022 / 1 JULY 2021 TO 30 JUNE 2022

BESKRYWING / DESCRIPTION		2020/2021 Exc. Vat R.cc	2021/2022 Exc. Vat R.cc	2021/2022 VAT R.cc	2021/2022 Incl. Vat R.cc	% change
11	BEHUISING / HOUSING					
11.1	HUUR / RENTAL					
	Raadseiendom/ Council Property Volgens die 2018 markwaarde (Sluit in Eiendomsbelasting, Vullisverwydering en Riool) (Water en Elektrisiteit uitgesluit // Water and Electricity excluded)					
11.2	Ander Huureenhede (Ingesl. Behuisingskemas) / Other Rental Units (Incl. Housing Schemes)					
a	Twee-vertrek Woonstelle / Two-roomed Flats	310,00	330,00		330,00	6,45
b	Een Slaapkamer Huise / One Bedroom Houses	365,00	390,00		390,00	6,85
c	Twee Slaapkamer Huise / Two Bedroom Houses	500,00	525,00		525,00	5,00
d	Drie Slaapkamer Huise / Three Bedroom Houses	635,00	670,00		670,00	5,51
e	Meer as drie slaapkamers / More than three bedrooms (Eiendomsbelasting, Riool en Vullisverwydering ingesluit, <u>tensy anders in die kontrak vermeld</u> / Assessment Rates, Sewerage and Refuse Removal included, <u>unless stated otherwise in the Contract</u>)	970,00	1 020,00		1 020,00	5,15
11.2.1	KORTING / REBATE					
	Waar die totale huishoudelike inkomste per maand is: Where the total household revenue per month is:					
a	Pensionaris/Pensioners//Ongeskik/Disabilty R 0 - R 4 500 (Government pension)(Pensioners 60 years and older)				100%	
b	Algemeen/General R 0 - R 4 500				100%	

TARIEWE VIR DIE JAAR / TARIFFS FOR THE YEAR
1 JULIE 2021 TOT 30 JUNIE 2022 / 1 JULY 2021 TO 30 JUNE 2022

BESKRYWING / DESCRIPTION		2020/2021 Exc. Vat R.cc	2021/2022 Exc. Vat R.cc	2021/2022 VAT R.cc	2021/2022 Incl. Vat R.cc	% change
12	PARKE EN ONTSPANNINGSTERREINE / PARKS AND RECREATIONAL AREAS					
12.1	SPREILIGTE / SPREAD LIGHTS <i>(Per aand per geleentheid // per evening per event)</i>					
a	Plaaslike organisasies / Local organisations Eenheidstarief / Unit tariff per 1.2.3.1					
b	Buite Instansies / Out-of-town Institutions	1 198,26	1 260,87	189,13	1 450,00	5,22
12.3	OPSIGTER / CARETAKER					
a	Toesig per geleentheid / Supervision per occasion	386,09	408,70	61,30	470,00	5,86
Nota/Note	<i>Betalings moet aan en by die Munisipaliteit gemaak word en nie aan die Opsigter nie // Payment to be made to and at the Municipality and not to the Caretaker.</i> <i>Opsigter moet normale oortyd opgawe voltooi/Caretaker to complete overtime sheet.</i> <i>Korting van 80% sal toegestaan vir Skole, Kerke Nie winsgewende organisasies en Liefdadigheidsorganisasies</i>					
12.4	HUUR VAN SPORTFASILITEITE / RENTAL OF SPORT FACILITIES					
12.4.1	Deposito / Deposit <i>(per geleentheid // per event)</i>					
	Breëskade / Damages					
a	Kafee / Café	854,00	900,00		900,00	5,39
b	Pawiljoensaal/Onthaal Lokaal Opruiming / Clearing	854,00	900,00		900,00	5,39
c	Kafee / Café	774,00	815,00		815,00	5,30
d	Velde / Fields	2 282,00	2 400,00		2 400,00	5,17
e	Pawiljoensaal/Onthaal saal	85,00	90,00		90,00	5,88
12.4.2	Huurgeld / Rental fee <i>(per geleentheid // per event)</i>					
12.4.2.1	Bolandpark					
a	Algemeen / General	1 403,48	1 473,91	221,09	1 695,00	5,02
b	Atletiek / Athletics - met apparaat	2 098,26	2 204,35	330,65	2 535,00	5,06
c	Atletiek / Athletics - sonder apparaat	1 398,26	1 469,57	220,43	1 690,00	5,10
d	Krieket / Cricket	1 120,00	1 178,26	176,74	1 355,00	5,20
f	Netbal / Netball	425,22	447,83	67,17	515,00	5,32
g	Rugby	1 689,57	1 778,26	266,74	2 045,00	5,25
h	Sokker / Soccer	707,83	743,48	111,52	855,00	5,04
i	Pawiljoensaal / Pavilion hall	360,87	382,61	57,39	440,00	6,02
j	Krieketklubhuis	360,87	382,61	57,39	440,00	6,02
Nota/Note	<i>Pawiljoensaal, krieketklubhuis ingesluit by seisoengelde (12.5)</i> <i>Korting van 50% vir Kerke, nie-winsgewende organisasie en Liefdadigheidsorganisasies vir algemene gebruik</i>					

TARIEWE VIR DIE JAAR / TARIFFS FOR THE YEAR
1 JULIE 2021 TOT 30 JUNIE 2022 / 1 JULY 2021 TO 30 JUNE 2022

BESKRYWING / DESCRIPTION		2020/2021	2021/2022	2021/2022	2021/2022	%
		Exc. Vat R.cc	Exc. Vat R.cc	VAT R.cc	Incl. Vat R.cc	change
12.4.2.2	Alle ander Sport Stadions / All other Sport Stadions					
a	Algemeen / General	1 403,48	1 473,91	221,09	1 695,00	5,02
d	Krieket / Cricket	1 120,00	1 178,26	176,74	1 355,00	5,20
f	Netbal / Netball	429,57	452,17	67,83	520,00	5,26
g	Rugby	1 403,48	1 473,91	221,09	1 695,00	5,02
h	Sokker / Soccer	707,83	743,48	111,52	855,00	5,04
i	Pawiljoensaal / Pavillion hall	360,87	382,61	57,39	440,00	6,02
k	Tennisklubhuis (Esselenpark)	360,87	382,61	57,39	440,00	6,02
Nota/Note	<i>Pawiljoensaal, tennisklubhuis ingesluit by seisoengelde (12.5) Korting van 50% vir Kerke, Nie-winsgewende en Liefdadigheidsorganisasies vir algemene gebruik</i>					
12.5	SEASON FEES					
12.5.1	RUGBY (February to October)					
12.5.1.1	Bolandpark					
	DEPOSITS					
a	Breëskade/Damages/Opruiming/Cleaning	2 153,00	2 265,00		2 265,00	5,20
b	HUURGELD / RENTAL FEE	5 607,83	5 891,30	883,70	6 775,00	5,06
12.5.1.2	Esselenpark					
	DEPOSITS					
a	Breëskade/Damages/Opruiming/Cleaning	2 156,00	2 265,00		2 265,00	5,06
b	HUURGELD / RENTAL FEE	5 195,65	5 456,52	818,48	6 275,00	5,02
12.5.1.3	Alle ander sport stadions					
	DEPOSITS					
a	Breëskade/Damages/Opruiming/Cleaning	2 153,00	2 265,00		2 265,00	5,20
b	HUURGELD / RENTAL FEE	1 746,09	1 834,78	275,22	2 110,00	5,08
Nota/Note	<i>Rugbyklubs wat nie seisoen tarief betaal nie, is tarief 12.4 van toepassing</i>					
12.5.2	SOCCER (January to December)					
12.5.2.1	Zwelethemba					
	DEPOSITS					
a	Breëskade/Damages/Opruiming/Cleaning	2 153,00	2 265,00		2 265,00	5,20
b	HUURGELD / RENTAL FEE	2 801,74	2 943,48	441,52	3 385,00	5,06
12.5.2.2	Esselenpark					
	DEPOSITS					
a	Breëskade/Damages/Opruiming/Cleaning	2 153,00	2 265,00		2 265,00	5,20
b	HUURGELD / RENTAL FEE	2 801,74	2 943,48	441,52	3 385,00	5,06
12.5.2.3	Alle ander sport stadions					
	DEPOSITS					
a	Breëskade/Damages/Opruiming/Cleaning	2 153,00	2 265,00		2 265,00	5,20
b	HUURGELD / RENTAL FEE	2 106,96	2 213,04	331,96	2 545,00	5,04
Nota/Note	<i>Sokkerklubs wat nie seisoengelde betaal nie, is tarief 12.4 van toepassing</i>					
12.5.3	CRICKET (October to March)					
12.5.3.1	Alle sport stadions					
	DEPOSITS					
a	Breëskade/Damages/Opruiming/Cleaning	2 153,00	2 265,00		2 265,00	5,20
b	HUURGELD / RENTAL FEE	2 106,96	2 213,04	331,96	2 545,00	5,04
Nota/Note	<i>Krieketklubs nie seisoengelde betaal nie, is tarief 12.4 van toepassing</i>					

TARIEWE VIR DIE JAAR / TARIFFS FOR THE YEAR
1 JULIE 2021 TOT 30 JUNIE 2022 / 1 JULY 2021 TO 30 JUNE 2022

BESKRYWING / DESCRIPTION		2020/2021	2021/2022	2021/2022	2021/2022	%
		Exc. Vat R.cc	Exc. Vat R.cc	VAT R.cc	Incl. Vat R.cc	change
12.5.4	POOL					
a	Volgens markwaarde (Sluit in Eiendomsbelasting, Vullisverwydering en Rool) (Water en Elektrieseit uitgesluit // Water and Electricity excluded)					
12.5.5	SKOLE/SCHOOLS (July - June)					
	Rugby, Cricket, Soccer, Netball					
	DEPOSITS					
a	Breëskade/Damages/Opruiming/Cleaning	2 153,00	2 265,00		2 265,00	5,20
b	HUURGELD / RENTAL FEE	1 750,43	1 839,13	275,87	2 115,00	5,07
c	Opsigtersfooi per wedstryd (NAWEKE/OPENBARE VAKANSIE DAE)	404,35	426,09	63,91	490,00	5,38
	Nota/Note No caretaker fees during weekdays					
c	Opsigtersfooi per wedstryd (NAWEKE/OPENBARE VAKANSIE DAE)					
12.5.6						
12.5.6.1	Rugby					
12.5.6.1.1.	Bolandpark					
	DEPOSITS					
a	Breëskade/Damages/Opruiming/Cleaning	1 238,00	1 300,00		1 300,00	5,01
b	HUURGELD / RENTAL FEE (WEEKSDAE)	138,26	147,83	22,17	170,00	6,92
c	HUURGELD / RENTAL FEE(NAWEKE/OPENBARE VAKANSIE DAE)	313,04	330,43	49,57	380,00	5,56
d	Opsigtersfooi per wedstryd (NAWEKE/OPENBARE VAKANSIE DAE)	404,35	426,09	63,91	490,00	5,38
12.5.6.1.2	Alle ander sport stadiums					
	DEPOSITS					
a	Breëskade/Damages/Opruiming/Cleaning	1 244,00	1 310,00		1 310,00	5,31
b	HUURGELD / RENTAL FEE (WEEKSDAE)	104,35	113,04	16,96	130,00	8,33
c	HUURGELD / RENTAL FEE(NAWEKE/OPENBARE VAKANSIE DAE)	260,00	273,91	41,09	315,00	5,35
d	Opsigtersfooi per wedstryd (NAWEKE/OPENBARE VAKANSIE DAE)	404,35	426,09	63,91	490,00	5,38
12.5.6.2	Soccer					
	Alle sport stadiums					
	DEPOSITS					
a	Breëskade/Damages/Opruiming/Cleaning	1 244,00	1 310,00		1 310,00	5,31
b	HUURGELD / RENTAL FEE (WEEKSDAE)	104,35	113,04	16,96	130,00	8,33
c	HUURGELD / RENTAL FEE(NAWEKE/OPENBARE VAKANSIE DAE)	286,96	304,35	45,65	350,00	6,06
d	Opsigtersfooi per wedstryd (NAWEKE/OPENBARE VAKANSIE DAE)	404,35	426,09	63,91	490,00	5,38
12.5.6.3	Cricket					
	Alle sport stadiums					
	DEPOSITS					
a	Breëskade/Damages/Opruiming/Cleaning	1 244,00	1 310,00		1 310,00	5,31
b	HUURGELD / RENTAL FEE (WEEKSDAE)	138,26	147,83	22,17	170,00	6,92
c	HUURGELD / RENTAL FEE(NAWEKE/OPENBARE VAKANSIE DAE)	286,96	304,35	45,65	350,00	6,06
d	Opsigtersfooi per wedstryd (NAWEKE/OPENBARE VAKANSIE DAE)	404,35	426,09	63,91	490,00	5,38
	Nota/Note <i>Skole het keuse tussen tarief 12.5.5 of 12.5.6</i>					
12.5.7	NETBALL (Season fees)					
	<i>All Stadiums</i>					
a	DEPOSIT	814,00	858,00		858,00	5,41
b	HUURGELS/ RENTAL FEE					
b1	Affiliated Clubs	568,70	600,00	90,00	690,00	5,50
b2	Non affiliated clubs/ Organisation	738,26	778,26	116,74	895,00	5,42
12.5.8	TENNIS (Season fees)					
	<i>All Stadiums</i>					
a	DEPOSIT	669,00	705,00		705,00	5,38
b	HUURGELS/ RENTAL FEE	903,48	952,17	142,83	1 095,00	5,39
c	Per day	178,26	191,30	28,70	220,00	7,32
d	Practices per day	104,35	113,04	16,96	130,00	8,33

TARIEWE VIR DIE JAAR / TARIFFS FOR THE YEAR
1 JULIE 2021 TOT 30 JUNIE 2022 / 1 JULY 2021 TO 30 JUNE 2022

	BESKRYWING / DESCRIPTION	2020/2021 Exc. Vat R.cc	2021/2022 Exc. Vat R.cc	2021/2022 VAT R.cc	2021/2022 Incl. Vat R.cc	% change
13	SWEMBADDENS / SWIMMING POOLS					
13.1	DE LA BATWEG / GREYSTRAAT / TOUWSRIVIER					
13.1.1	Toegangskartjies / Entrance tickets					
a	Kinders (Voltydse leerders en studente / Children , fulltime learners and students <i>(Per persoon. Studentekaart moet getoon word //</i> <i>Per person. Student card must be presented)</i>	8,70	9,57	1,43	11,00	10,00
b	Volwassenes/Adults	13,04	13,91	2,09	16,00	6,67
c	Skoolgroepe (minimum 20) per uur of gedeelte van 'n uur	73,91	78,26	11,74	90,00	5,88
Nota/Note	<i>Special sessions (Educational programmes- water safety, learn to swim)</i> <i>Sluit nie lyne in /Do not include lines</i>					
13.1.2	Seisoenkartjies					
a	Per persoon	313,04	328,70	49,30	378,00	5,00
b	Skoolkinders/pensionarisse	160,87	169,57	25,43	195,00	5,41
Nota/Note	<i>Uitgesluit Naweke & openbare vakansiedae</i>					
13.1.3.	Lyne/Lines					
	Per lyn per uur/Per line per hour <i>(06h00 - 07h00 // 18h00 - 20h00)</i>	100,00	108,70	16,30	125,00	8,70
Nota/Note	<i>Monday to Friday - Weekends//Public holidays excluded</i>					
13.1.4	Instellings nie op wins bejag (naweke, openbare vakansiedae en skoolvakansies uitgesluit)					
a	Voldag	756,52	795,65	119,35	915,00	5,17
b	Halfdag (tot 13h00 of vanaf 14h00)	543,48	573,91	86,09	660,00	5,60
Nota/Note	<i>Ingesluit swemgalas</i>					
13.1.5	Buitensure per uur	395,65	417,39	62,61	480,00	5,49
13.1.6	Advertising Agencies// Film shoots//Businesses//Special events					
a	Per Dag/Per Day	6 795,65	7 139,13	1 070,87	8 210,00	5,05
b	Per Uur/Per Hour	1 152,17	1 213,04	181,96	1 395,00	5,28

TARIEWE VIR DIE JAAR / TARIFFS FOR THE YEAR
1 JULIE 2021 TOT 30 JUNIE 2022 / 1 JULY 2021 TO 30 JUNE 2022

	BESKRYWING / DESCRIPTION	2020/2021 Exc. Vat R.cc	2021/2022 Exc. Vat R.cc	2021/2022 VAT R.cc	2021/2022 Incl. Vat R.cc	% change
14	VAKANSIE-OORDE/ HOLIDAY RESORTS					
14.1	Deposito					
a	Nekkies Vakansieoord / Holiday resort	600,00	630,00		630,00	5,00
b	Meer Chalets	600,00	630,00		630,00	5,00
c	Kleinplasiae					
14.2	NEKKIES Vakansieoord / Holiday resort					
14.2.1	DAGBESOEKERS / DAY VISITORS <i>(Tye is tussen // Times are between:- 08h00 en 19h00)</i>					
14.2.1.1	Laag Seisoen / Low Season					
a	Voertuie elk / Vehicles each	26,09	27,83	4,17	32,00	6,67
b	Volwassenes per persoon / Adults per person	26,09	27,83	4,17	32,00	6,67
c	Kinders onder 6 jaar per kind / Children under 6 years per child	13,04	13,91	2,09	16,00	6,67
14.2.1.2	Hoog Seisoen / High season					
a	Voertuie elk / Vehicles each	26,09	27,83	4,17	32,00	6,67
b	Volwassenes per persoon / Adults per person	26,09	27,83	4,17	32,00	6,67
c	Kinders onder 6 jaar per kind / Children under 6 years per child	13,04	13,91	2,09	16,00	6,67
14.2.2	OORNAG AKKOMODASIE / OVERNIGHT ACCOMODATION					
	Laag Seisoen / Low Season					
14.2.2.1	4 Bed chalets					
a	Per chalet per nag (tot 4 persone) / Per chalet per night (up to 4 persons)	426,09	447,83	67,17	515,00	5,10
b	Monthly Fee per chalet - up to 4 Persons	10 452,17	10 978,26	1 646,74	12 625,00	5,03
c	BVM EMPLOYEES REBATE (Minus 25% of tariff 14.2.2.1)					
14.2.2.2	Tent chalets					
a	Per chalet per nag (maksimum 4 persone) Per chalet per night (maximum 4 persons)	213,04	226,09	33,91	260,00	6,12
b	Additional persons / Per Person	56,52	60,87	9,13	70,00	7,69
c	Monthly Fee per chalet - up to 4 Persons	6 273,91	6 591,30	988,70	7 580,00	5,06
14.2.2.3	Karavane en tente / Caravans and tents					
	Met kragpunt / With power point					
a	Per perseel per nag (tot 4 persone) / Per stand per night (up to 4 persons)	195,65	208,70	31,30	240,00	6,67
b	Adisioneel per persoon per nag. Additional per person per night.	56,52	60,87	9,13	70,00	7,69
c	Sonder kragpunt / Without power point					
d	Per perseel per nag (tot 4 persone) / Per stand per night (up to 4 persons)	178,26	191,30	28,70	220,00	7,32
e	Adisioneel per persoon per nag. Additional per person per night.	47,83	52,17	7,83	60,00	9,09
e	Monthly Fee per plot - up to 6 Persons	4 186,96	4 400,00	660,00	5 060,00	5,09
	Hoog Seisoen / High Season					
14.2.2.4	4 Bed chalets					
a	Per chalet per nag (tot 4 persone) / Per chalet per night (up to 4 persons)	482,61	508,70	76,30	585,00	5,41
b	Monthly Fee per chalets - up to 4 Persons	11 495,65	12 073,91	1 811,09	13 885,00	5,03

TARIEWE VIR DIE JAAR / TARIFFS FOR THE YEAR
1 JULIE 2021 TOT 30 JUNIE 2022 / 1 JULY 2021 TO 30 JUNE 2022

	BESKRYWING / DESCRIPTION	2020/2021 Exc. Vat R.cc	2021/2022 Exc. Vat R.cc	2021/2022 VAT R.cc	2021/2022 Incl. Vat R.cc	% change
14.2.2.5	Tent chalets					
a	Per chalet per nag (maksimum 4 persone) Per chalet per night (maximum 4 persons)	286,96	304,35	45,65	350,00	6,06
b.	Addisioneel per persoon per nag Additional per person per night: Maximum 2 persons	65,22	69,57	10,43	80,00	6,67
c	Monthly Fee per chalets - up to 6 Persons	6 795,65	7 134,78	1 070,22	8 205,00	4,99
14.2.2.6	Karavane en tente / Caravans and tents					
	Met kragpunt / With power point					
a	Per perseel per nag (tot 4 persone) / Per stand per night (up to 4 persons)	230,43	243,48	36,52	280,00	5,66
b	Addisioneel per persoon per nag: Additional per person per night:	0,00	0,00	0,00	0,00	
c	Sonder kragpunt / Without power point Per perseel per nag (tot 4 persone) / Per stand per night (up to 4 persons)	204,35	217,39	32,61	250,00	6,38
d	Addisioneel per persoon per nag: Additional per person per night:	47,83	52,17	7,83	60,00	9,09
e	Monthly Fee per plot - up to 6 Persons	5 747,83	6 034,78	905,22	6 940,00	4,99
14.3	MEER Chalets, Konferensiesentrum en Lapa / MEER Chalets, Conference centre and Lapa					
14.3.1	OORNAG AKKOMODASIE / OVERNIGHT ACCOMODATION					
	Laag Seisoen / Low Season					
14.3.1.1	Meer chalets					
a	Per chalet per nag (tot 2 persone) / Per chalet per night (up to 2 persons)	526,09	552,17	82,83	635,00	4,96
b	Per chalet per nag (tot 2 persone) / Pensioner rebate % (older than 60)				25,00%	
c	Per chalet per nag (tot 4 persone) / Per chalet per night (up to 4 persons)	673,91	708,70	106,30	815,00	5,16
d	Addisioneel per persoon per nag: Maksimum 2 persone / Additional per person per night: Maximum 2 persons Groep bespreking / Group booking: 7 - 12 chalets Less: 12% if booking is made for 10 or more people.	65,22	69,57	10,43	80,00	6,67
k	Monthly Fee per chalet - up to 6 People	11 495,65	12 073,91	1 811,09	13 885,00	5,03
l	BVM EMPLOYEES REBATE (Minus 25% of tariff 14.3.1.1)					
Nota/Note	Excluding weekends with a public holiday on the Friday or Monday					
	Hoog Seisoen					
14.3.1.2	Meer chalets					
a	Per chalet per nag (tot 2 persone) / Per chalet per night (up to 2 persons)	634,78	669,57	100,43	770,00	5,48
b	Per chalet per nag (tot 2 persone) / Pensioner rebate % (older than 60)				10,00%	
c	Per chalet per nag (tot 4 persone) / Per chalet per night (up to 4 persons)	800,00	843,48	126,52	970,00	5,43
d	Addisioneel per persoon per nag: Maksimum 2 persone / Additional per person per night: Maximum 2 persons Groep bespreking / Group booking: 7 - 12 chalets per chalet	130,43	139,13	20,87	160,00	6,67
k	Monthly Fee per chalet	17 765,22	18 656,52	2 798,48	21 455,00	5,02

TARIEWE VIR DIE JAAR / TARIFFS FOR THE YEAR
1 JULIE 2021 TOT 30 JUNIE 2022 / 1 JULY 2021 TO 30 JUNE 2022

	BESKRYWING / DESCRIPTION	2020/2021 Exc. Vat R.cc	2021/2022 Exc. Vat R.cc	2021/2022 VAT R.cc	2021/2022 Incl. Vat R.cc	% change
14.4	KONFERENSIE SENTRUM / CONFERENCE CENTRE					
a	Tot en met 100 persone	1 465,22	1 539,13	230,87	1 770,00	5,04
b	Departementeel Werkswinkels/Raadsvergaderings/Vergaderings	682,61	717,39	107,61	825,00	5,10
14.5	LAPA					
a	Tot en met 100 persone	1 465,22	1 539,13	230,87	1 770,00	5,04
b	Departementeel Werkswinkels/Raadsvergaderings/Vergaderings	734,78	773,91	116,09	890,00	5,33
14.5.1	DEPOSITO					
		1 195,00	1 255,00		1 255,00	5,02
Nota/Note	Hoog seisoen: 1. Skoolvakansies, insluitende Paasvakansie, langnaweke // School holidays, including Easter Holiday, and long weekends					
Nota/Note	Laag seisoen: 1. Uitgeluit skoolvakansies, Paasvakansie, publieke vakansie dae en langnaweke// Excluding school holidays, Easter Holiday, public holidays and long weekends					
Nota/Note	Akkomodasie is beskikbaar vanaf 14h00 op die dag van aankoms tot 14h00 op die dag van vertrek // Accomodation is available from 14h00 of the day of arrival to 14h00 of the day of departure.					
Nota/Note	Die aantal persone per chalet sal streng gekontroleer word // The number of persons per chalet will be strictly controlled.					
Nota/Note	Ongelukkig word geen of troeteldiere in die oord of chalets toegelaat nie // Regrettably no animals are allowed in the resort or the chalets.					

PS. Minimum 2 nights stay over weekends required; a further minimum may apply to certain holidays.
Check-in is after 2pm, departure by 10am. No pets allowed. No loud music at all times. No noise after 11pm.
The number of persons per chalet will be strictly controlled. Day visitors and visitors will not be allowed in the resort.
Please leave the unit in a similar condition as you have found it. An extra cleaning fee will be levied for units left in a dirty state.
Keep the unit neat at all times.

Please note:
 Cancellation 1 month prior to arrival, 20% of the deposit is withheld.
 Cancellation 2 weeks prior to arrival, 60% of the deposit is withheld.
 Deposit refunds will take up to 21 days to process
 Credit card Facilities are available. Minimum R100 expenditure

BY MAKING A PAYMENT YOU ARE ACCEPTING THE CONDITIONS AND CANCELLATION POLICY OF THE BREED VALLEY MUNICIPALITY.
PATRIONS ARE EXPECTED TO ABIDE BY THE RULES AND REGULATIONS OF THE RESORT.

TARIEWE VIR DIE JAAR / TARIFFS FOR THE YEAR
1 JULIE 2021 TOT 30 JUNIE 2022 / 1 JULY 2021 TO 30 JUNE 2022

BESKRYWING / DESCRIPTION		2020/2021 Exc. Vat R.cc	2021/2022 Exc. Vat R.cc	2021/2022 VAT R.cc	2021/2022 Incl. Vat R.cc	% change
15	MISCELLANEOUS					
15.1	ADMINISTRASIEKOSTE / ADMINISTRATION FEE					
a	Verkoop van erwe / Selling of stands	408,70	430,43	64,57	495,00	5,32
b	Beneficiaries of Indigent subsidy and tenant of scheme housing				Free	
c	Terugneem van erwe / Stands returned: Persentasie van Verkoopsprys / Percentage of selling price				5,00%	
15.2	FOTOSTATE / PHOTOCOPIES					
a	A4 - Papier / Paper (een kant / one side)	10,43	11,30	1,70	13,00	8,33
b	A4 - Papier / Paper (beide kante / both sides)	14,78	15,65	2,35	18,00	5,88
c	A3 - Papier / Paper (per kant / side)	17,39	18,26	2,74	21,00	5,00
15.3	FAKSIMILEE / FAXIMILEE					
a	Stuur per bladsy / Send per page	34,78	36,52	5,48	42,00	5,00
b	Ontvang per bladsy / Receive per page	30,43	32,17	4,83	37,00	5,71
15.4	PLAKKATE/POSTERS					
15.4.1	Deposito/Deposit					
a	Political party	3 195,00	3 355,00		3 355,00	5,01
b	Non Profit organisations	1 490,00	1 565,00		1 565,00	5,03
c	Organisations for profit	3 195,00	3 355,00		3 355,00	5,01
d	Government and Chapter 9 Institutions (IEC, etc)	Free	Free		Free	
Nota/Note	<i>Return of deposit is subject to: 1. Any damage to council property being deducted first; 2. The posters being removed on or before the due date;</i>					
15.4.2	Koste/ Fee					
a	Political party	1 113,04	1 169,57	175,43	1 345,00	5,08
b	Non Profit organisations	221,74	234,78	35,22	270,00	5,88
c	Organisations for profit	1 113,04	1 169,57	175,43	1 345,00	5,08
d	Government and Chapter 9 Institutions (IEC, etc)	Free	Free		Free	
15.5	SKUT TARIEWE / POUND FEES					
15.5.1	Vergoeding/Compensation					
a	Vir al die diere wat na die skut gebring word, hetsy een of meer, per kilometer of 'n gedeelte van 'n kilometer / For all animals delivered to the pound, whether one or more, per kilometre or portion of a kilometre:	37,39	40,00	6,00	46,00	6,98
b	met 'n minimum	313,04	330,43	49,57	380,00	5,56
15.5.2	Skutgelde/Pounding fees					
a	Perde, beeste, volstruise en varke elk / Horses, cattle, ostriches and pigs each	526,09	556,52	83,48	640,00	5,79
b	Bokke, donkies en skape elk / Goats, donkeys and sheep each	269,57	286,96	43,04	330,00	6,45

TARIEWE VIR DIE JAAR / TARIFFS FOR THE YEAR
1 JULIE 2021 TOT 30 JUNIE 2022 / 1 JULY 2021 TO 30 JUNE 2022

	BESKRYWING / DESCRIPTION	2020/2021 Exc. Vat R.cc	2021/2022 Exc. Vat R.cc	2021/2022 VAT R.cc	2021/2022 Incl. Vat R.cc	% change
15.5.3	Onderhoudsgelde/Sustenance Fees					
a	Alle diere per dag tot met verskyning van advertensie / All animals per day until appearance of advertisement	56,52	60,87	9,13	70,00	7,69
b	Vanaf dag van verskyning van advertensie / From day of appearance of advertisement (<i>elk per dag // each per day</i>)					
b.1	Perde, beeste, donkies en varke / Horses, cattle, donkeys and pigs	269,57	286,96	43,04	330,00	6,45
b.2	Bokke en skape / Goats and sheep	195,65	208,70	31,30	240,00	6,67
b.3	Volstruise per stuk per dag / Ostriches per unit per day	147,83	156,52	23,48	180,00	5,88
15.5.4	Afsonderlike skutting/Seperately impounded (<i>elk per dag // each per day</i>)					
a	Hings / Stallion	947,83	995,65	149,35	1 145,00	5,05
b	Volstruis / Ostrich	273,91	291,30	43,70	335,00	6,35
c	Bul / Bull	1 165,22	1 226,09	183,91	1 410,00	5,22
d	Varkbeer / Pig boar	704,35	743,48	111,52	855,00	5,56
e	Enige ander dier / Any other animal	404,35	426,09	63,91	490,00	5,38
15.5.5	Betreding/Oortreding (<i>elk per dag // each per day</i>)					
a	Beboude grond / Cultivated Land					
a.1	Perde, beeste, volstruise, donkies en varke / Horses, cattle, ostriches, donkeys and pigs	595,65	626,09	93,91	720,00	5,11
a.2	Bokke en skape / Goats and sheep	304,35	321,74	48,26	370,00	5,71
b	Onbeboude grond / Uncultivated Land					
b.1	Perde, beeste, volstruise, donkies en varke / Horses, cattle, ostriches, donkeys and pigs	478,26	504,35	75,65	580,00	5,45
b.2	Bokke en skape / Goats and sheep	243,48	260,87	39,13	300,00	7,14
Nota/Note	<i>Die boete(s) is betaalbaar deur die eienaar van die diere/voëls // The penalties are payable by the owner of the animals/birds</i>					
15.6	BEGRAWE VAN DIERE OP DIE MEENT / BURIAL OF ANIMALS ON COMMONAGE					
a	Kleiner diere / Smaller animals	356,52	378,26	56,74	435,00	6,10
b	Groot vee / Bigger animals	800,00	843,48	126,52	970,00	5,43
15.7	MOTORINGANGE					
a	Afstand tot / Distance to:- 1 meter	1 047,83	1 104,35	165,65	1 270,00	5,39
b	>1 - 2 meter	2 052,17	2 156,52	323,48	2 480,00	5,08
c	>2 - 3 meter	2 991,30	3 143,48	471,52	3 615,00	5,09
d	>3 - 4 meter	3 873,91	4 069,57	610,43	4 680,00	5,05
e	>4 meter (per meter)	891,30	939,13	140,87	1 080,00	5,37
15.8	MOTORBRUGGIES					
a	Afstand tot / Distance to:- 1,2 meter	1 334,78	1 404,35	210,65	1 615,00	5,21
b	>1,2 - 2,4 meter	2 621,74	2 756,52	413,48	3 170,00	5,14
c	>2,4 - 3,6 meter	3 817,39	4 008,70	601,30	4 610,00	5,01
d	>3,6 - 4,8 meter	5 022,61	5 273,91	791,09	6 065,00	5,00
e	>4,8 meter (per meter)	1 047,83	1 104,35	165,65	1 270,00	5,39

TARIEWE VIR DIE JAAR / TARIFFS FOR THE YEAR
1 JULIE 2021 TOT 30 JUNIE 2022 / 1 JULY 2021 TO 30 JUNE 2022

	BESKRYWING / DESCRIPTION	2020/2021 Exc. Vat R.cc	2021/2022 Exc. Vat R.cc	2021/2022 VAT R.cc	2021/2022 Incl. Vat R.cc	% change
15.9	PES BESTRYDING / PEST CONTROL					
	Bespuiting van woonhuise / Spraying of dwellings:					
a	Nie meer as 2 slaapkamers / Not more than 2 bedrooms	178,26	191,30	28,70	220,00	7,32
b	Drie slaapkamers / Three bedrooms	278,26	295,65	44,35	340,00	6,25
c	Meer as 3 slaapkamers / More than 3 bedrooms	391,30	413,04	61,96	475,00	5,56
15.10	WEIDING / GRAZING					
a	Rioollande per dier per week / Sewer land per animal per week	18,26	20,00	3,00	23,00	9,52
15.11	OORSKRYDING / ENCROACHMENT					
a	Application fee	2 826,09	2 969,57	445,43	3 415,00	5,08
b	Annual Encroachment Fee - Structures	421,74	443,48	66,52	510,00	5,15
c	Annual Encroachment Fee - Municipal property	421,74	443,48	66,52	510,00	5,15
d	Annual Encroachment Fee for enclosure or exclusive use of Municipal Property per m ²	14,78	15,65	2,35	18,00	5,88
e	Renewal Application Fee	1 469,57	1 543,48	231,52	1 775,00	5,03
15.12	Skoonmaak van erwe	Cost + 10%	Cost + 10%			
15.13	PURCHASE OR LEASE OF MUNICIPAL PROPERTY					
15.13.1.	Applications					
a	Application for lease of Municipal Property	2 826,09	2 969,57	445,43	3 415,00	5,08
b	Application for purchase of non-viable Municipal Property	2 826,09	2 969,57	445,43	3 415,00	5,08
c	Application for purchase of all other Municipal Property	1 417,39	1 491,30	223,70	1 715,00	5,21
d	Application for servitudes on / over /etc. Municipal Properties	2 826,09	2 969,57	445,43	3 415,00	5,08
e	Application for lease/purchase of and servitudes on/over/etc. Municipal Property - Registered Social Care Institutions / organisations or similar institutions (e.g. NPO, NGO, PBO)	634,78	669,57	100,43	770,00	5,48
f	Renewal applications for lease of Municipal Property	1 469,57	1 543,48	231,52	1 775,00	5,03
g	Renewal of application for lease/purchase of and servitudes on/over/etc. Municipal Property - Registered Social Care Institutions / organisations or similar institutions (e.g. NPO, NGO, PBO)	343,48	360,87	54,13	415,00	5,06
Note	a to d and f Excludes organs of state, sporting facilities and stalls					
15.13.2.	Leases					
a	Use of Municipal Land for Outdoor seating adjoining a Restaurant (per m ² per month)	35,65	39,13	5,87	45,00	9,76
b	Temporary Use (<12 months) of Municipal Land for general purposes (per m ² per month)	35,65	39,13	5,87	45,00	9,76
15.14	Radio Masts/Towers and Satellite Dishes and Accessories (Municipal Property)					
a	Installation of a new Mast/Tower	5 230,43	5 495,65	824,35	6 320,00	5,07
b	Replacement of a Mast/Tower	3 139,13	3 300,00	495,00	3 795,00	5,12
c	Installation of a new Satellite Dish	4 186,96	4 400,00	660,00	5 060,00	5,09
d	Replacement of a Satellite Dish	2 095,65	2 204,35	330,65	2 535,00	5,19
e	Installation of new equipment (eg. antenna)	4 186,96	4 400,00	660,00	5 060,00	5,09
f	Replacement of equipment (eg. antenna)	2 095,65	2 204,35	330,65	2 535,00	5,19
g	Monthly land rental fee for installed Mast/Tower / Satellite Dish- per m ²	578,26	608,70	91,30	700,00	5,26
h	Monthly rental fee for space in building - per m ²	578,26	608,70	91,30	700,00	5,26
i	Monthly rental fee for space outside building/outside - per m ²	578,26	608,70	91,30	700,00	5,26
j	Monthly rental fee for equipment on Mast/Tower (eg antenna) - per equipment	2 200,00	2 313,04	346,96	2 660,00	5,14
k	Monthly rental fee per individual reception on Satellite Dish - per reception	1 573,91	1 656,52	248,48	1 905,00	5,25
l	Wayleave Applications	New	10 434,78	1 565,22	12 000,00	
15.15	PROMOTION TO ACCESS OF INFORMATION ACT APPLICATIONS					
a	Applications	30,43	30,43	4,57	35,00	0,00
b	Other fees as stipulated in the PAIA Manual					
15.16	LIQUOR BY-LAW					
a	Application for extension of trading hours / days	213,04	226,09	33,91	260,00	6,12
15.17	RENTAL OF PUBLIC OPEN SPACES					
	Per application	460,87	486,96	73,04	560,00	5,66
15.18	BUSINESS LICENSE					
	Issuing of Business Licenses	New	139,13	20,87	160,00	
15.19	TARIFFS NOT CONTAINED IN THE APPROVED TARIFF LIST MAY BE DETERMINED BY THE RELEVANT DIRECTOR IN CONJUNCTION WITH THE MUNICIPAL MANAGER EXCEPT THOSE SPECIFICALLY PRESCRIBED BY THE MSA					
15.20	VAT USED ON ALL SERVICES CONTAINED IN THIS TARIFF BOOK ARE SUBJECT TO CHANGE SHOULD THE LEGISLATION BE AMENDED OR ADJUSTED					

TARIEWE VIR DIE JAAR / TARIFFS FOR THE YEAR
1 JULIE 2021 TOT 30 JUNIE 2022 / 1 JULY 2021 TO 30 JUNE 2022

BESKRYWING / DESCRIPTION		2020/2021 Exc. Vat R.cc	2021/2022 Exc. Vat R.cc	2021/2022 VAT R.cc	2021/2022 Incl. Vat R.cc	% change
16	BOUBEHEER / BUILDING CONTROL					
16.1	DEPOSITO / DEPOSIT					
a	Beskadiging / Damages	3 655,00	3 840,00		3 840,00	5,06
16.2	BOUPLANGELDE / BUILDING PLAN FEES					
16.2.1	Minimum	573,91	604,35	90,65	695,00	5,30
16.2.2	Gelde per vk meter / Fees per sq metre:					
a	Woonhuise en woonareas / Dwellings and living areas	17,83	18,78	2,82	21,60	5,37
b	Motorhuise, skadunette en afdakke / Garages, shade netting and carports	17,83	18,78	2,82	21,60	5,37
c	Buitegeboue / Outbuildings	17,83	18,78	2,82	21,60	5,37
d	Stoepe / Verandas	17,83	18,78	2,82	21,60	5,37
e	Addisionele Wooneenhede / Additional Living units	17,83	18,78	2,82	21,60	5,37
f	Woonstelle en maisonettes / Flats and maisonettes	17,83	18,78	2,82	21,60	5,37
g	Landelike gebiede / Rural areas	17,83	18,78	2,82	21,60	5,37
h	Skole en kerke / Schools and churches	17,83	18,78	2,82	21,60	5,37
i	Winkels en sakegeboue / Shops and business buildings	19,22	20,26	3,04	23,30	5,43
j	Institusioneel (uitgesluit 16.2.2.h) / Institutional (excluding 16.2.2.h)	19,22	20,26	3,04	23,30	5,43
k	Industriële (Nywerheids) oppervlaktes / Industrial areas	19,22	20,26	3,04	23,30	5,43
l	Pakstore en store / Packing stores and stores	19,22	20,26	3,04	23,30	5,43
m	Fabrieke / Factories	19,22	20,26	3,04	23,30	5,43
n	a tot n beperk tot maksimum van	23 821,74	25 013,04	3 751,96	28 765,00	5,00
16.2.3	Ander strukture / Other structures:					
a	Swembad / Swimming pools	573,04	604,35	90,65	695,00	5,46
b	Veranderings en omskeppings / Changes and conversions	573,04	604,35	90,65	695,00	5,46
16.2.4	Hernuwing of wysiging / Renewal or modification:					
	% van oorspronklike aansoek / % of original application				40,00%	
	met minimum van / with minimum of	573,04	604,35	90,65	695,00	5,46
16.2.5	Aparte rioolplan / Separate sewer plan	573,04	604,35	90,65	695,00	5,46
16.3	DIVERSE GELDE / SUNDRY FEES					
a	Afrukke (harde kopieë), uitneem en inligting van bouplanne (per erf) / Copies (hard copies), lending and information of building plans(per erf)	86,96	104,35	15,65	120,00	20,00
b	Elektroniese afdrukke van bouplanne (per erf) / Electronic copies of building plans (per erf)		86,96	13,04	100,00	
Nota/Note	<i>Geen telefoniese inligting -- sien fooie vir verskaffing van inligting: item 3</i> <i>No telephonical information -- see provision of information fee: item 3</i>					
16.4	KANSELLERING VAN BOUPLANNE/BUILDING PLANS CANCELLED/WITHDRAWN					
	Indien die bouplanne gekanseleer of onttrek word, voor sirkulasie moet 10% persent van die bouplangelde om administratiewe koste te dek, terug gehou word, met minimum van:					
a	If building plans are cancelled or withdrawn, prior to circulation 10% of the buildingplan fees must be held back to cover administration cost, with a minimum of:	173,91	182,61	27,39	210,00	5,00
b		173,91	182,61	27,39	210,00	5,00
16.5	DORPSBEPLANNING					
16.5.1	PRINTING AND PROVISION OF DATA					
16.5.1.1	Black and White Prints					
a	A4	33,48	36,09	5,41	41,50	7,79
b	A3	45,22	47,83	7,17	55,00	5,77
c	A2	80,00	86,96	13,04	100,00	8,70
d	A1	133,04	140,00	21,00	161,00	5,23
e	A0	279,13	295,65	44,35	340,00	5,92

TARIEWE VIR DIE JAAR / TARIFFS FOR THE YEAR
1 JULIE 2021 TOT 30 JUNIE 2022 / 1 JULY 2021 TO 30 JUNE 2022

	BESKRYWING / DESCRIPTION	2020/2021 Exc. Vat R.cc	2021/2022 Exc. Vat R.cc	2021/2022 VAT R.cc	2021/2022 Incl. Vat R.cc	% change
16.5.1.2	Color Prints					
a	A4	50,87	53,91	8,09	62,00	5,98
b	A3	88,96	95,65	14,35	110,00	7,53
	A2	146,96	156,52	23,48	180,00	6,51
	A1	262,61	278,26	41,74	320,00	5,96
	A0	376,52	395,65	59,35	455,00	5,08
16.5.1.5	Supply of Data					
a	Client provides DVD				Free	
b	BVM provides DVD	100,87	108,70	16,30	125,00	7,76
16.5.2	DIVERSE GELDE / SUNDRY FEES					
a	Hersonering / Rezoning	1 578,26	1 660,87	249,13	1 910,00	5,23
b	Onderverdelings / Subdivisions (insluitend serwitute/ including servitudes)	1 531,30	1 608,70	241,30	1 850,00	5,05
c	Advertensietekens per teken / Advertisement signs per sign	572,17	608,70	91,30	700,00	6,38
d	Consolidation of Land	669,57	704,35	105,65	810,00	5,19
e	Removal of restrictions	1 485,22	1 560,87	234,13	1 795,00	5,09
f	Amendment, deletion or additional conditions in respect of an existing approval	556,96	586,96	88,04	675,00	5,39
g	Extension of validity period of an approval	556,96	586,96	88,04	675,00	5,39
h	Determination of a zoning	337,09	356,52	53,48	410,00	5,77
i	Exemptions (administrative fee)	390,87	413,04	61,96	475,00	5,67
j	Appeals (non - refundable)	1 956,52	2 056,52	308,48	2 365,00	5,11
k	Zoning Certificate	344,35	365,22	54,78	420,00	6,06
l	Closure of Public Streets, roads, publics places etc	782,61	821,74	123,26	945,00	5,00
16.5.3	AFWYKINGSGEBRUIK, VERGUNNINGSBEBRUIK EN BOULYNOORSKRYDING / DEPARTURE USAGE, CONSENT USE AND BUILDING LINE ENCROACHMENT					
a	Erwe kleiner as 500 m ² / Erven smaller than 500 m ²	327,83	347,83	52,17	400,00	6,10
b	Erwe van 500 m ² tot 750 m ² / Erven of 500 m ² to 750 m ²	600,87	634,78	95,22	730,00	5,64
c	Erwe groter as 750 m ² / Erven larger than 750 m ²	1 124,35	1 182,61	177,39	1 360,00	5,18

TARIEWE VIR DIE JAAR / TARIFFS FOR THE YEAR
1 JULIE 2021 TOT 30 JUNIE 2022 / 1 JULY 2021 TO 30 JUNE 2022

	BESKRYWING / DESCRIPTION	2020/2021 Exc. Vat R.cc	2021/2022 Exc. Vat R.cc	2021/2022 VAT R.cc	2021/2022 Incl. Vat R.cc	% change
17	BEGRAAFPLAAS / CEMETERY FEES					
17.1	Worcester					
17.1.1	A - Blok - Grafsteen/Tombstone					
17.1.1.1	Enkelperseel Volwasseenes en kinders bo 10 jaar / Adults and children over 10 years					
a	Perseel,Grawe en Uitbou	3 991,30	4 191,30	628,70	4 820,00	5,01
b	Toemaak(Opsioneel)	339,13	356,52	53,48	410,00	5,13
17.1.1.2	Dubbeldieppeerseel / Dual deep plot: Kinders en volwasseenes / Children and Adults					
a	Perseel,Grawe en Uitbou	5 204,35	5 465,22	819,78	6 285,00	5,01
b	Toemaak(Opsioneel)	504,35	530,43	79,57	610,00	5,17
Nota/Note	<i>Aansoeker voorsien self grafsteen - permit word vereis Permit word vereis vir tweede gebruik van graf</i>					
17.1.2	B - Blok (Kopsteen) - Memorial					
17.1.2.1	Volwasseenes en kinders bo 10 jaar / Adults and children over 10 years					
a	Perseel,Grawe en Kopsteen	2 095,65	2 204,35	330,65	2 535,00	5,19
b	Toemaak(Opsioneel)	339,13	356,52	53,48	410,00	5,13
Nota/Note	<i>Slegs standaard kopsteen soos verskaf deur munisipaliteit en gras bedekking word toegelaat.</i>					
17.1.3	C - Blok (Kruise) - Traditional					
17.1.3.1.	Volwasseenes en kinders bo 10 jaar / Adults and children over 10 years					
a	Perseel en Grawe	1 278,26	1 343,48	201,52	1 545,00	5,10
b	Toemaak(Opsioneel)	339,13	356,52	53,48	410,00	5,13
Nota/Note	<i>Slegs standaard kruis soos verskaf deur munisipaliteit en gras bedekking word toegelaat.</i>					
17.1.4	D - Blok - Child					
	Kinders tot en met 10 jaar oud Children 10 years old and less					
17.1.4.1	Grafsteen					
a	Perseel,Grawe en Uitbou	2 391,30	2 513,04	376,96	2 890,00	5,09
b	Toemaak(Opsioneel)	339,13	356,52	53,48	410,00	5,13
Nota/Note	<i>Aansoeker voorsien self grafsteen - permit word vereis</i>					
17.1.4.2	Kruise					
a	Perseel en Grawe	839,13	882,61	132,39	1 015,00	5,18
b	Toemaak(Opsioneel)	339,13	356,52	53,48	410,00	5,13
Nota/Note	<i>Slegs standaard kruis soos verskaf deur munisipaliteit en gras bedekking word toegelaat.</i>					

TARIEWE VIR DIE JAAR / TARIFFS FOR THE YEAR
1 JULIE 2021 TOT 30 JUNIE 2022 / 1 JULY 2021 TO 30 JUNE 2022

BESKRYWING / DESCRIPTION		2020/2021 Exc. Vat R.cc	2021/2022 Exc. Vat R.cc	2021/2022 VAT R.cc	2021/2022 Incl. Vat R.cc	% change
17.2	Hartebeesrivier Begraafplaas (Armlastiges/Pauper)					
17.2.1	Kinders 10 jaar en jonger/Children 10 years and younger					
a	Perseel, Grawe en Toemaak	339,13	356,52	53,48	410,00	5,13
	<i>Nota/Note</i> Slegs enkelperseel					
17.2.2	Volwassenes en kinders bo 10 jaar / Adults and children over 10 years					
a	Perseel,Grawe en Toemaak	421,74	443,48	66,52	510,00	5,15
	<i>Nota/Note</i> Slegs enkelperseel					
17.2	Rawsonville					
	Enkelperseel / Single lot:					
17.2.1	Kinders tot en met 10 jaar oud / Children 10 years old and less					
a	Perseel	278,26	295,65	44,35	340,00	6,25
b	Grawe	504,35	530,43	79,57	610,00	5,17
c	Toemaak (Week)	339,13	356,52	53,48	410,00	5,13
d	Toemaak (Naweke en openbare vakansiedae)	673,91	708,70	106,30	815,00	5,16
e	Uitbou	2 991,30	3 143,48	471,52	3 615,00	5,09
17.2.2	Volwassenes en kinders bo 10 jaar / Adults and children over 10 years					
a	Perseel	339,13	356,52	53,48	410,00	5,13
b	Grawe	673,91	708,70	106,30	815,00	5,16
c	Toemaak (Week)	339,13	356,52	53,48	410,00	5,13
d	Toemaak (Naweke en openbare vakansiedae)	673,91	708,70	106,30	815,00	5,16
e	Uitbou	2 991,30	3 143,48	471,52	3 615,00	5,09
17.3	De Doorns, Sandhill, Touwsrivier, Aan De Doorns/ De Wet					
	Enkelperseel / Single lot:					
17.3.1	Kinders tot en met 10 jaar oud / Children 10 years old and less					
a	Perseel	278,26	295,65	44,35	340,00	6,25
b	Grawe	504,35	530,43	79,57	610,00	5,17
c	Toemaak (Week)	339,13	356,52	53,48	410,00	5,13
d	Toemaak (Naweke en openbare vakansiedae)	673,91	708,70	106,30	815,00	5,16
e	Uitbou	2 991,30	3 143,48	471,52	3 615,00	5,09
17.3.2	Volwassenes en kinders bo 10 jaar / Adults and children over 10 years					
a	Perseel	339,13	356,52	53,48	410,00	5,13
b	Grawe	673,91	708,70	106,30	815,00	5,16
c	Toemaak (Week)	339,13	356,52	53,48	410,00	5,13
d	Toemaak (Naweke en openbare vakansiedae)	673,91	708,70	106,30	815,00	5,16
e	Uitbou	2 991,30	3 143,48	471,52	3 615,00	5,09

TARIEWE VIR DIE JAAR / TARIFFS FOR THE YEAR
1 JULIE 2021 TOT 30 JUNIE 2022 / 1 JULY 2021 TO 30 JUNE 2022

	BESKRYWING / DESCRIPTION	2020/2021 Exc. Vat R.cc	2021/2022 Exc. Vat R.cc	2021/2022 VAT R.cc	2021/2022 Incl. Vat R.cc	% change
17.4	Steenvliet					
	Enkelperseel / Single lot:					
17.4.1	Kinders tot en met 10 jaar oud / Children 10 years old and less					
a	Perseel	278,26	295,65	44,35	340,00	6,25
b	Grawe	504,35	530,43	79,57	610,00	5,17
c	Toemaak (Week)	339,13	356,52	53,48	410,00	5,13
d	Toemaak (Naweke en openbare vakansiedae)	673,91	708,70	106,30	815,00	5,16
e	Uitbou	2 991,30	3 143,48	471,52	3 615,00	5,09
17.4.2	Volwassenes en kinders bo 10 jaar / Adults and children over 10 years					
a	Perseel	339,13	356,52	53,48	410,00	5,13
b	Grawe	673,91	708,70	106,30	815,00	5,16
c	Toemaak (Week)	339,13	356,52	53,48	410,00	5,13
d	Toemaak (Naweke en openbare vakansiedae)	673,91	708,70	106,30	815,00	5,16
e	Uitbou	2 991,30	3 143,48	471,52	3 615,00	5,09
17.5	Zwelethemba					
	Enkelperseel / Single lot:					
17.5.1	Kinders tot en met 10 jaar oud /					
a	Perseel	278,26	295,65	44,35	340,00	6,25
b	Grawe	504,35	530,43	79,57	610,00	5,17
c	Toemaak (Week)	339,13	356,52	53,48	410,00	5,13
d	Toemaak (Naweke en openbare vakansiedae)	673,91	708,70	106,30	815,00	5,16
e	Uitbou	2 991,30	3 143,48	471,52	3 615,00	5,09
17.5.2	Volwassenes en kinders bo 10 jaar / Adults and children over 10 years					
a	Perseel	339,13	356,52	53,48	410,00	5,13
b	Grawe	673,91	708,70	106,30	815,00	5,16
c	Toemaak (Week)	339,13	356,52	53,48	410,00	5,13
d	Toemaak (Naweke en openbare vakansiedae)	673,91	708,70	106,30	815,00	5,16
e	Uitbou	2 995,65	3 147,83	472,17	3 620,00	5,08

TARIEWE VIR DIE JAAR / TARIFFS FOR THE YEAR
1 JULIE 2021 TOT 30 JUNIE 2022 / 1 JULY 2021 TO 30 JUNE 2022

	BESKRYWING / DESCRIPTION	2020/2021 Exc. Vat R.cc	2021/2022 Exc. Vat R.cc	2021/2022 VAT R.cc	2021/2022 Incl. Vat R.cc	% change
17.6	Diverse en Permitte/ Sundries and Permits					
17.6.1	Grafsteenpermit / Permit to erect Gravetomb	221,74	234,78	35,22	270,00	5,88
17.6.2	Uitwys (Identifisering) van grafperseel / Pointing out (Identifying) of graves (lot)	221,74	234,78	35,22	270,00	5,88
17.6.3	Columbariumnis / Columbariumniche	1 382,61	1 452,17	217,83	1 670,00	5,03
17.6.4	Permit vir tweede gebruik van dubbeldiep graf/ Permit to re-use dual deep plot	221,74	234,78	35,22	270,00	5,88
17.6.5	LAAT BESPREKINGS: Laat besprekings sal volgens die diskresie van die Bestuurder oorweeg word en is onderworpe aan 'n boete van 50% van die totale rekening gehef. <i>Bewys van betaling tov begrafnis op Saterdag moet voor 13:00 op Donderdae by Tegnieese Dienste ingedien word.</i>					
	Nota/Note					
17.6.6	Dubbelgrafte (langs mekaar) sal as twee enkel grafte in terme van fooie hanteer word.					

INFLUENCE OF TARIFFS ON DOMESTIC HOUSEHOLDS (VAT Inc)				
SMALL HOUSEHOLDS (Indigent)				
		2020/2021	2020/2022	R
Rates (Old Valuation 162 000)	297 000	59,69	132,83	73,14
Electricity (300 Kwh)		469,06	537,49	68,44
Water (15 Kl)		81,87	85,96	4,09
Water - Basic		50,00	52,50	2,50
Sewerage		340,00	357,00	17,00
Refuse		214,17	225,00	10,83
		1 214,78	1 390,78	176,00
Less:				
Indigent rebate (Pensioner)		-688,47	-791,67	-103,20
Basic Not Charged on Indigent		-50,00	-52,50	-2,50
Total payable		476,31	546,61	70,30
MEDIUM HOUSEHOLD				
		2020/2021	2020/2022	R
Rates (Old 970 000)	1 239 000	686,02	737,28	51,25
Electricity (750 Kwh)		1 525,22	1 747,75	222,53
Water (20 Kl)		127,35	133,72	6,37
Water - Basic		50,00	52,50	2,50
Sewerage		340,00	357,00	17,00
Refuse		214,17	225,00	10,83
		2 942,76	3 253,24	310,48
LARGE HOUSEHOLD				
		2020/2021	2020/2022	R
Rates (Old 2 226 000)	3 393 000	1 659,63	2 119,43	459,79
Electricity (1 600 Kwh)		3 812,70	4 368,97	556,27
Water (30 Kl)		281,44	295,54	14,10
Water - Basic		50,00	52,50	2,50
Sewerage		340,00	357,00	17,00
Refuse		214,17	225,00	10,83
		6 357,93	7 418,43	1 060,50

Breedee Valley Municipality Tariffs

Laboratory Services

- Analysis cost for different types of samples (grouped in a package)
- Different parameters are analyzed based on the type of sample collected
- Total cost for analyses per package

Package number	1	2	3	4	5
Description/Parameter for analysis	Wastewater (Final Effluent)	Potable Drinking Water	Boreholes (for potable DW)	Borehole (landfill site)	Swimming Pools
pH	√	√	√	√	√
Electrical Conductivity	√	√	√	√	√
TDS		√	√	√	√
Colour		√	√		
Turbidity		√	√		
Calcium as Ca		√	√	√	√
Magnesium as Mg		√	√		
Calcium Hardness		√	√	√	√
Magnesium Hardness		√	√	√	
Total Hardness		√	√	√	
Iron		√	√	√	
Manganese		√	√	√	
Alkalinity	√	√	√	√	√
Chloride		√	√	√	
Sulfate		√	√	√	
Ammonia	√			√	
Nitrate	√	√		√	
O-Phosphate	√	√		√	
Chemical Oxygen Demand	√			√	
Suspended Solids	√				
Total Coliforms	√	√	√		√
<i>E.coli</i>	√	√	√		√
Cost per Package (Rands)	1050-00	950-00	1250-00	900-00	500-00