



**BREED VALLEY**  
MUNICIPALITY • MUNISIPALITEIT • UMASIPALA

# **Breedevale Municipality**

## **Service Delivery**

### **Budget Implementation**

#### **Plan**

**2020/21**





**Top Layer Service Delivery Budget Implementation Plan for 2020/21**

Ref	Responsible Directorate	National KPA	Municipal KPA	Strategic Objective	KPI Name	Unit of Measurement	Responsible Owner	Baseline	Ward	Annual Target	Q1 Target	Q2 Target	Q3 Target	Q4 Target
1	Municipal Manager	Good Governance and Public Participation	Well-run municipality	Provide democratic, accountable government for local communities and encourage involvement of communities and community organizations in the matters of local government	Compile a Risk Based Audit Plan and submit to the Audit Committee by 30 June 2021	RBAP submitted to the Audit Committee	Municipal Manager	1	All	1	0	0	0	1
2	Municipal Manager	Good Governance and Public Participation	Well-run municipality	Provide democratic, accountable government for local communities and encourage involvement of communities and community organizations in the matters of local government	Compile a strategic risk report and submit to Council by 31 May 2021	Strategic risk report submitted to Council	Municipal Manager	1	All	1	0	0	0	1
3	Municipal Manager	Basic Service Delivery	Caring	To provide and maintain basic services and ensure social upliftment of the Breede Valley community	Spend 90% of the budget allocated for the Regional Socio Economic Programme by 30 June 2021 {(Actual expenditure divided by the total approved capital budget) x 100}	% of budget spent	Municipal Manager	80.79%	12; 21; 11; 13; 14; 10; 9; 8; 16; 17; 18	90.00%	0.00%	30.00%	60.00%	90.00%
4	Municipal Manager	Municipal Financial Viability and Management	Well-run municipality	Assure a sustainable future through sound financial management, continuous revenue growth corporate governance and risk management practices	The percentage of the municipal capital budget spent on projects as at 30 June 2021 (Actual amount spent on capital projects/Total amount budgeted for capital projects)X100	% of the municipal capital budget spent	Municipal Manager	97.48%	All	95.00%	0.00%	30.00%	60.00%	95.00%
5	Strategic Support Services	Local Economic Development	Opportunity	To create an enabling environment for employment and poverty eradication through proactive economic development and tourism	The number of FTE's created through the EPWP programme by 30 June 2021	Number of FTE's created through the EPWP programme by 30 June 2021	Director: Strategic Support Services	289.6	All	154.96	38.74	38.74	38.74	38.74



**Top Layer Service Delivery Budget Implementation Plan for 2020/21**

Ref	Responsible Directorate	National KPA	Municipal KPA	Strategic Objective	KPI Name	Unit of Measurement	Responsible Owner	Baseline	Ward	Annual Target	Q1 Target	Q2 Target	Q3 Target	Q4 Target
6	Strategic Support Services	Municipal Transformation and Institutional Development	Well-run municipality	Ensure a healthy and productive workforce and an effective and efficient work environment	Number of people from employment equity target groups employed in the three highest levels of management in compliance with the municipality's approved employment equity plan and organisational structure during the 2020/21 financial year	Number of people employed in the three highest levels of management	Director: Strategic Support Services	3	All	2	0	0	0	2
7	Strategic Support Services	Municipal Transformation and Institutional Development	Well-run municipality	Ensure a healthy and productive workforce and an effective and efficient work environment	The percentage of the municipality's personnel budget spent on implementing its workplace skills plan by 30 June 2021	% of the budget spent	Director: Strategic Support Services	1.00%	All	1.00%	0.00%	0.00%	0.00%	1.00%
8	Strategic Support Services	Municipal Transformation and Institutional Development	Well-run municipality	Ensure a healthy and productive workforce and an effective and efficient work environment	Limit vacancy rate to 15% of budgeted posts by 30 June 2021 [(Number of funded posts vacant divided by budgeted funded posts)x100)	% vacancy rate	Director: Strategic Support Services	15.00%	All	15.00%	0.00%	0.00%	0.00%	15.00%
9	Strategic Support Services	Local Economic Development	Opportunity	To create an enabling environment for employment and poverty and poverty eradication through proactive economic development and tourism	Sign service level agreements (SLA's) with 3 Local Tourism Associations (LTA's) for their annual tourism operational expenditure by 30 September 2020	Number of SLA's signed by 30 September 2020	Director: Strategic Support Services	3	All	3	3	0	0	0

Municipal Manager:  .....  
 Mayor:  .....



**Top Layer Service Delivery Budget Implementation Plan for 2020/21**

Ref	Responsible Directorate	National KPA	Municipal KPA	Strategic Objective	KPI Name	Unit of Measurement	Responsible Owner	Baseline	Ward	Annual	Q1	Q2	Q3	Q4
										Target	Target	Target	Target	Target
10	Financial Services	Basic Service Delivery	Opportunity	To provide and maintain basic services and ensure social upliftment of the Breede Valley community	Number of formal residential properties that are billed for water as at 30 June 2021	Number of residential properties that are billed for residential domestic tariffs or residential flat rate tariffs using an erf as a household except municipal rental flats which will be measured by using the number of rental units.	CFO	20 890	All	20 890	0	0	0	20 890
11	Financial Services	Basic Service Delivery	Opportunity	To provide and maintain basic services and ensure social upliftment of the Breede Valley community	Number of residential properties which are billed for electricity or have pre-paid meters (excluding Eskom Electricity supplied properties) as at 30 June 2021	Number of residential properties that are billed for electricity or have pre-paid meters, charged on the residential tariffs for consumption and residential prepaid tariffs	CFO	22 580	All	22 580	0	0	0	22 580
12	Financial Services	Basic Service Delivery	Opportunity	To provide and maintain basic services and ensure social upliftment of the Breede Valley community	Number of formal residential properties that are billed for sanitation/sewerage services as at 30 June 2021	Number of residential properties that are billed for residential sewerage tariffs using the erf as property	CFO	18 620	All	18 620	0	0	0	18 620
13	Financial Services	Basic Service Delivery	Opportunity	To provide and maintain basic services and ensure social upliftment of the Breede Valley community	Number of formal residential properties that are billed for refuse removal as at 30 June 2021	Number of residential properties that are billed for refuse removal residential tariffs using the erf as a property	CFO	18 795	All	18 795	0	0	0	18 795


  
 Municipal Manager: .....
 
  
 Mayor: .....



**Top Layer Service Delivery Budget Implementation Plan for 2020/21**

Ref	Responsible Directorate	National KPA	Municipal KPA	Strategic Objective	KPI Name	Unit of Measurement	Responsible Owner	Baseline	Ward	Annual Target	Q1 Target	Q2 Target	Q3 Target	Q4 Target
14	Financial Services	Municipal Financial Viability and Management	Well-run municipality	Assure a sustainable future through sound financial management, continuous revenue growth corporate governance and risk management practices	Provide free basic water to indigent households earning less than R4500 as at 30 June 2021	Number of indigent households receiving free basic water	CFO	8 700	All	8 700	0	0	0	8 700
15	Financial Services	Municipal Financial Viability and Management	Well-run municipality	Assure a sustainable future through sound financial management, continuous revenue growth corporate governance and risk management practices	Provide free basic electricity to indigent households earning less than R4500 as at 30 June 2021	Number of indigent households receiving free basic electricity	CFO	8 700	All	8 700	0	0	0	8 700
16	Financial Services	Municipal Financial Viability and Management	Well-run municipality	Assure a sustainable future through sound financial management, continuous revenue growth corporate governance and risk management practices	Provide free basic sanitation to indigent households earning less than R4500 as at 30 June 2021	Number of indigent households receiving free basic sanitation	CFO	8 700	All	8 700	0	0	0	8 700
17	Financial Services	Municipal Financial Viability and Management	Well-run municipality	Assure a sustainable future through sound financial management, continuous revenue growth corporate governance and risk management practices	Provide free basic refuse removal to indigent households earning less than R4500 as at 30 June 2021	Number of indigent households receiving free basic refuse removal	CFO	8 700	All	8 700	0	0	0	8 700
18	Financial Services	Municipal Financial Viability and Management	Well-run municipality	Assure a sustainable future through sound financial management, continuous revenue growth corporate governance and risk management practices	Financial viability measured in terms of the municipality's ability to meet its service debt obligations as at 30 June 2021 (Short Term Borrowing + Long Term Borrowing) / Total Operating Revenue - Operating Conditional Grant) x 100	% of debt coverage	CFO	45%	All	45%	0%	0%	0%	45%


  
 Municipal Manager: .....
 
  
 Mayor: .....



**Top Layer Service Delivery Budget Implementation Plan for 2020/21**

Ref	Responsible Directorate	National KPA	Municipal KPA	Strategic Objective	KPI Name	Unit of Measurement	Responsible Owner	Baseline	Ward	Annual Target	Q1 Target	Q2 Target	Q3 Target	Q4 Target
19	Financial Services	Municipal Financial Viability and Management	Well-run municipality	Assure a sustainable future through sound financial management, continuous revenue growth corporate governance and risk management practices	Financial viability measured in terms of the outstanding service debtors as at 30 June 2021 ((Total outstanding service debtors/ revenue received for services)X100)	% of outstanding service debtors	CFO	17%	All	17%	0%	0%	0%	17%
20	Financial Services	Municipal Financial Viability and Management	Well-run municipality	Assure a sustainable future through sound financial management, continuous revenue growth corporate governance and risk management practices	Financial viability measured in terms of the available cash to cover fixed operating expenditure as at 30 June 2021 ((Cash and Cash Equivalents - Unspent Conditional Grants - Overdraft) + Short Term Investment) / Monthly Fixed Operational Expenditure excluding Depreciation, Amortisation, and Provision for Bad Debts, Impairment and Loss on Disposal of Assets))	Number of months it takes to cover fix operating expenditure with available cash	CFO	1.5	All	1.5	0	0	0	1.5
21	Financial Services	Basic Service Delivery	Opportunity	To provide and maintain basic services and ensure social upliftment of the Breede Valley community	Limit unaccounted electricity losses to less than 10% by 30 June 2021 {(Number of Electricity Units Purchased -Number of Electricity Units Sold) / (Number of Electricity Units Purchased) x100}	% unaccounted for electricity	CFO	10%	All	10%	0%	0%	0%	10%


  
 Municipal Manager: .....
 
  
 Mayor: .....

**Top Layer Service Delivery Budget Implementation Plan for 2020/21**

Ref	Responsible Directorate	National KPA	Municipal KPA	Strategic Objective	KPI Name	Unit of Measurement	Responsible Owner	Baseline	Ward	Annual Target	Q1 Target	Q2 Target	Q3 Target	Q4 Target
22	Financial Services	Basic Service Delivery	Opportunity	To provide and maintain basic services and ensure social upliftment of the Breede Valley community	Limit unaccounted water losses to less than 21% by 30 June 2021 {(Number of kilolitres water available from reservoirs - number of kilolitres water sold) / (number of kilolitres water purchased or purified) x 100}	% unaccounted for water	CFO	21%	All	21%	0%	0%	0%	21%
23	Financial Services	Municipal Financial Viability and Management	Well-run municipality	Assure a sustainable future through sound financial management, continuous revenue growth corporate governance and risk management practices	Submit the approved financial statements for 2019/20 to the Auditor-General by 31 August 2020	Approved financial statements for 2019/20 submitted to the AG	CFO	1	All	1	1	0	0	0
24	Financial Services	Municipal Financial Viability and Management	Well-run municipality	Assure a sustainable future through sound financial management, continuous revenue growth corporate governance and risk management practices	Achieve a payment percentage of above 95% as at 30 June 2021 (Gross Debtors Opening Balance + Billed Revenue -Gross Debtors Closing Balance - Bad Debts Written Off) / Billed Revenue) x 100	% Payment achieved	CFO	95%	All	95%	0%	0%	0%	95%
25	Financial Services	Municipal Financial Viability and Management	Well-run municipality	Assure a sustainable future through sound financial management, continuous revenue growth corporate governance and risk management practices	Review the MGRO Clean Audit Plan and submit to the Municipal Manager by 31 January 2021	Letter signed off by the Municipal Manager that MGRO Clean Audit Plan was reviewed and submitted	CFO	1	All	1	0	0	1	0
26	Financial Services	Municipal Financial Viability and Management	Well-run municipality	Assure a sustainable future through sound financial management, continuous revenue growth corporate governance and risk management practices	Achieve a clean audit for the 2019/20 financial year by 31 December 2020	Audit report signed by the Auditor-General for 2019/2020	CFO	1	All	1	0	1	0	0

  
 Municipal Manager: .....  
  
 Mayor: .....



**Top Layer Service Delivery Budget Implementation Plan for 2020/21**

Ref	Responsible Directorate	National KPA	Municipal KPA	Strategic Objective	KPI Name	Unit of Measurement	Responsible Owner	Baseline	Ward	Annual Target	Q1 Target	Q2 Target	Q3 Target	Q4 Target
27	Community Services	Basic Service Delivery	Safety	To ensure a safe, healthy, clean and sustainable external environment for all Breede Valley's people	Conduct breath alcohol screenings at roadblocks by 30 June 2021	Number of breath alcohol screenings conducted by 30 June 2021	Director: Community Services	1 500	All	1550	440	460	460	190
28	Community Services	Basic Service Delivery	Opportunity	To provide and maintain basic services and ensure social upliftment of the Breede Valley community	Complete Project Feasibility Report regarding the new housing projects at De Doorns (GG-Camp), by 30 June 2021	Project Feasibility Report completed	Director: Community Services	0	5	1	0	0	0	1
29	Community Services	Basic Service Delivery	Opportunity	To provide and maintain basic services and ensure social upliftment of the Breede Valley community	Complete beneficiary allocation for the Transhex Human Settlement Project by 30 June 2021 (Beneficiary allocation linked to approved business plan - 800 units prioritised in 2020/21)	Number of units allocated	Director: Community Services	0	All	800	0	0	0	800
30	Community Services	Basic Service Delivery	Opportunity	To provide and maintain basic services and ensure social upliftment of the Breede Valley community	Construct a youth café facility in Van Huysteenlaan by 30 June 2021	Youth café facility constructed	Director: Community Services	New KPI for 2020/21	11	1	0	0	0	1
31	Technical Services	Basic Service Delivery	Well-run municipality	To provide and maintain basic services and ensure social upliftment of the Breede Valley community	Achieve 95% average water quality level as measured per SANS 241 criteria during the 2020/21 financial year	% water quality level per quarter	Director: Technical Services	95.00%	All	95.00%	95.00%	95.00%	95.00%	95.00%
32	Technical Services	Basic Service Delivery	Well-run municipality	To provide and maintain basic services and ensure social upliftment of the Breede Valley community	Review the 4th Generation Integrated Waste Management Plan and submit to Council for approval by 31 May 2021	Plan reviewed and submitted to Council for approval by 31 May 2021	Director: Technical Services	0	All	1	0	0	0	1

**Top Layer Service Delivery Budget Implementation Plan for 2020/21**

Ref	Responsible Directorate	National KPA	Municipal KPA	Strategic Objective	KPI Name	Unit of Measurement	Responsible Owner	Baseline	Ward	Annual Target	Q1 Target	Q2 Target	Q3 Target	Q4 Target
33	Technical Services	Basic Service Delivery	Well-run municipality	To provide and maintain basic services and ensure social upliftment of the Breede Valley community	Review 5 year Water Service Development Plan (WSDP) and submit to Council for approval by 31 May 2021	Reviewed WSDP submitted to Council by 31 May 2021	Director: Technical Services	1	All	1	0	0	0	1
34	Technical Services	Basic Service Delivery	Well-run municipality	To provide and maintain basic services and ensure social upliftment of the Breede Valley community	80% of sewerage samples comply with effluent standard during the 2020/21 financial year {(Number of sewerage samples that comply with General Authorisation/Number of sewerage samples tested)x100}	% of sewerage samples compliant	Director: Technical Services	80.00%	All	80.00%	80.00%	80.00%	80.00%	80.00%
35	Technical Services	Basic Service Delivery	Well-run municipality	To provide and maintain basic services and ensure social upliftment of the Breede Valley community	Spend 90% of the electricity capital budget by 30 June 2021 {(total actual capital project expenditure/total capital project budget) x 100}	% of the electricity capital project budget spent	Director: Technical Services	60.53%	All	90.00%	0.00%	30.00%	60.00%	90.00%
36	Technical Services	Basic Service Delivery	Well-run municipality	To provide and maintain basic services and ensure social upliftment of the Breede Valley community	Spend 90% of the electricity maintenance budget by 30 June 2021 {(total actual maintenance expenditure/total maintenance budget) x 100}	% of the electricity maintenance budget spent	Director: Technical Services	70.06%	All	90.00%	0.00%	30.00%	60.00%	90.00%
37	Technical Services	Basic Service Delivery	Well-run municipality	To provide and maintain basic services and ensure social upliftment of the Breede Valley community	Achieve 90% of capital budget spent on the resurfacing of roads by 30 June 2021	% of capital budget spent	Director: Technical Services	86.54%	All	90.00%	0.00%	30.00%	60.00%	90.00%

**Top Layer Service Delivery Budget Implementation Plan for 2020/21**

Ref	Responsible Directorate	National KPA	Municipal KPA	Strategic Objective	KPI Name	Unit of Measurement	Responsible Owner	Baseline	Ward	Annual Target	Q1 Target	Q2 Target	Q3 Target	Q4 Target
38	Technical Services	Basic Service Delivery	Well-run municipality	To provide and maintain basic services and ensure social upliftment of the Breede Valley community	Achieve 90% of capital budget spent on the municipal fleet by 30 June 2021	% of capital budget spent	Director: Technical Services	97.23%	All	90.00%	0.00%	30.00%	60.00%	90.00%
39	Technical Services	Basic Service Delivery	Well-run municipality	To provide and maintain basic services and ensure social upliftment of the Breede Valley community	Spend 90% of capital budget allocated for the construction of the Zwelethemba municipal swimming pool by 30 June 2021	% of capital budget spent	Director: Technical Services	0.00%	7; 8; 16; 18	90.00%	0.00%	6.00%	0.00%	90.00%
40	Technical Services	Basic Service Delivery	Opportunity	To provide and maintain basic services and ensure social upliftment of the Breede Valley community	Complete serviced sites for the Transhex Human Settlements Project phase 1.3 by 30 June 2021	Number of serviced sites completed in phase 1.3 by 30 June 2021	Director: Technical Services	0	10; 18	662	0	0	0	662
41	Technical Services	Basic Service Delivery	Well-run municipality	To provide and maintain basic services and ensure social upliftment of the Breede Valley community	Spend 90% of capital budget allocated towards the construction speedhumps throughout the municipal area by 30 June 2021	% of capital budget spent	Director: Technical Services	0	8; 9; 10; 11; 12; 13; 14; 16; 17; 18; 21	90.00%	0.00%	30.00%	60.00%	90.00%

Capital projects for the 2020/21 financial year

Assist	Sub-Directorate [R]	Function [R]	Mun CP Ref	Project name [R]	Strategic objective	Funding source [R]	Planned Start Date [R]	Planned Completion Date [R]	Ward [R]	July 2020	August 2020	September 2020	October 2020	November 2020	December 2020	January 2021	February 2021	March 2021	April 2021	May 2021	June 2021	Total		
1	Director: Strategic Support Services	Executive and Council [Core function] - Mayor and Council	CP_0183	Furniture and Equipment	Provide democratic, accountable government for local communities and encourage involvement of communities and community organisations in the matters of local government	CRR	2020/07/01	2021/06/30	Whole of the Municipality	0.00	0.00	5000.00	0.00	0.00	0.00	0.00	0.00	0.00	0.00	0.00	0.00	0.00	5 000.00	
2	Project Management	Planning and Development [Core function] - Project Management Unit	CP_0406	Play parks Touwsrivier	Provide democratic, accountable government for local communities and encourage involvement of communities and community organisations in the matters of local government	PG: RSEP (Capital)	2020/07/01	2021/06/30	Ward 1	0.00	0.00	60000.00	0.00	0.00	60000.00	0.00	0.00	60000.00	0.00	0.00	60000.00	0.00	240 000.00	
3	Roads and Stormwater	Water Management [Non-core function] - Water Storage	CP_0125	New Retention Ponds - De Doorns: South of N1 (MIG)	To provide, maintain and assure basic services and social upliftment for the Breede Valley community	NG: MIG (Capital)	2020/07/01	2021/06/30	Ward 2	0.00	0.00	0.00	0.00	0.00	0.00	0.00	0.00	0.00	0.00	0.00	372512.00	0.00	372 512.00	
4	Electrical Services	Electricity [Core function] - Electricity	CP_0015	New High Mast Lighting - Worcester: Zweletemba Hou	To provide, maintain and assure basic services and social upliftment for the Breede Valley community	NG: MIG (Capital)	2020/07/01	2021/06/30	Ward 8	0.00	0.00	0.00	0.00	7871.00	0.00	0.00	0.00	0.00	0.00	0.00	0.00	0.00	7 871.00	
5	Electrical Services	Electricity [Core function] - Electricity	CP_0408	Area Lighting	To provide, maintain and assure basic services and social upliftment for the Breede Valley community	Other	2020/07/01	2021/06/30	Whole of the Municipality	0.00	0.00	0.00	0.00	0.00	0.00	1147275.00	0.00	0.00	0.00	0.00	0.00	0.00	1 147 275.00	
6	Financial Planning	Finance and Administration [Core function] - Finance	CP_0115	Safeguarding of Assets	Assure a sustainable future through sound financial management, continuous revenue growth corporate governance and risk management practices	CRR	2020/07/01	2021/06/30	Whole of the Municipality	20000.00	20000.00	20000.00	20000.00	40000.00	40000.00	40000.00	40000.00	40000.00	40000.00	40000.00	40000.00	140000.00	500 000.00	
7	Project Management	Planning and Development [Core function] - Project Management Unit	CP_0404	Upgrade of rugby field in Stofland	Provide democratic, accountable government for local communities and encourage involvement of communities and community organisations in the matters of local government	PG: RSEP (Capital)	2020/07/01	2021/06/30	De Doorns	0.00	0.00	0.00	0.00	0.00	0.00	0.00	0.00	0.00	0.00	0.00	0.00	200000.00	200 000.00	
8	Electrical Services	Electricity [Core function] - Electricity	CP_0009	Electrical Reticulation	To provide, maintain and assure basic services and social upliftment for the Breede Valley community	NG: INEP (Capital)	2020/07/01	2021/06/30	Ward 18	0.00	0.00	0.00	0.00	4000000.00	0.00	4000000.00	0.00	4000000.00	0.00	4000000.00	0.00	4000000.00	6097000.00	22 097 000.00
9	Municipal Manager	Executive and Council [Core function] - Municipal Manager, Town Secretary and Chief Executive	CP_0021	Furniture and Equipment	Provide democratic, accountable government for local communities and encourage involvement of communities and community organisations in the matters of local government	CRR	2020/07/01	2021/06/30	Whole of the Municipality	0.00	0.00	5000.00	0.00	0.00	0.00	0.00	0.00	0.00	0.00	0.00	0.00	0.00	0.00	5 000.00
10	Financial Planning	Finance and Administration [Core function] - Finance	CP_0193	Insurance claims	Assure a sustainable future through sound financial management, continuous revenue growth corporate governance and risk management practices	CRR	2020/07/01	2021/06/30	Whole of the Municipality	20000.00	20000.00	20000.00	20000.00	40000.00	40000.00	40000.00	40000.00	40000.00	40000.00	40000.00	40000.00	140000.00	500 000.00	
11	Water and Sanitation Services	Waste Water Management [Non-core function] - Sewerage	CP_0071	Networks	To provide, maintain and assure basic services and social upliftment for the Breede Valley community	CRR	2020/07/01	2021/06/30	Whole of the Municipality	0.00	0.00	250000.00	0.00	0.00	250000.00	0.00	0.00	250000.00	0.00	250000.00	0.00	250000.00	0.00	1 000 000.00
12	Water and Sanitation Services	Waste Water Management [Non-core function] - Sewerage	CP_0130	De Doorns water purification Works: DAU Unit - (MI)	To provide, maintain and assure basic services and social upliftment for the Breede Valley community	NG: MIG (Capital)	2020/07/01	2021/06/30	Ward 2	0.00	0.00	0.00	0.00	0.00	0.00	0.00	0.00	1500000.00	0.00	0.00	0.00	1711741.00	3 211 741.00	
13	Electrical Services	Electricity [Core function] - Electricity	CP_0258	Cherry Picker vehicles x 10	To provide, maintain and assure basic services and social upliftment for the Breede Valley community	CRR	2020/07/01	2021/06/30	Whole of the Municipality	0.00	0.00	0.00	0.00	0.00	0.00	3860114.00	0.00	0.00	0.00	0.00	0.00	0.00	0.00	3 860 114.00
14	Project Management	Planning and Development [Core function] - Project Management Unit	CP_0401	De Doorns tar-surfaced netball court	Provide democratic, accountable government for local communities and encourage involvement of communities and community organisations in the matters of local government	PG: RSEP (Capital)	2020/07/01	2021/06/30	De Doorns	0.00	0.00	0.00	0.00	0.00	0.00	0.00	0.00	0.00	0.00	0.00	0.00	330000.00	330 000.00	
15	Roads and Stormwater	Road Transport [Core function] - Roads	CP_0372	New Bus Route (Local Distributor Class 4) Transhex	To provide, maintain and assure basic services and social upliftment for the Breede Valley community	NG: MIG (Capital)	2020/07/01	2021/06/30	Ward 18	0.00	0.00	2000000.00	0.00	0.00	5000000.00	0.00	0.00	4000000.00	646365.00	0.00	0.00	0.00	11 646 365.00	
16	Roads and Stormwater	Waste Water Management [Core function] - Storm Water Management	CP_0338	Erosion Protection of Hex River	To ensure a safe, healthy, clean and sustainable external environment for all the residents in the Breede Valley	CRR	2020/07/01	2021/06/30	Ward 8	0.00	0.00	0.00	0.00	0.00	0.00	750000.00	0.00	0.00	750000.00	0.00	0.00	0.00	1 500 000.00	
17	Water and Sanitation Services	Waste Water Management [Non-core function] - Sewerage	CP_0018	Pre-loads	To provide, maintain and assure basic services and social upliftment for the Breede Valley community	NG: MIG (Capital)	2020/07/01	2021/06/30	Whole of the Municipality	0.00	0.00	0.00	2500000.00	0.00	2500000.00	0.00	2500000.00	0.00	2500000.00	0.00	2053101.00	0.00	12 053 101.00	
18	Water and Sanitation Services	Waste Water Management [Non-core function] - Sewerage	CP_0036	Water Reticulation	To provide, maintain and assure basic services and social upliftment for the Breede Valley community	PG: Housing (Capital)	2020/07/01	2021/06/30	Ward 18	0.00	2000000.00	2000000.00	2000000.00	0.00	0.00	0.00	0.00	0.00	0.00	0.00	0.00	0.00	0.00	6 000 000.00
19	Library & Information Services	Community and Social Services [Core function] - Libraries and Archives	CP_0056	Upgrade Library	Provide democratic, accountable government for local communities and encourage involvement of communities and community organisations in the matters of local government	PG: Libraries (Capital)	2020/07/01	2021/06/30	Ward 7	0.00	0.00	25000.00	0.00	0.00	25000.00	0.00	0.00	25000.00	0.00	0.00	25000.00	0.00	25000.00	100 000.00
20	Electrical Services	Electricity [Core function] - Electricity	CP_0375	Solar Conversion of Main Building	To provide, maintain and assure basic services and social upliftment for the Breede Valley community	CRR	2020/07/01	2021/06/30	Whole of the Municipality	0.00	0.00	0.00	50000.00	0.00	0.00	50000.00	0.00	0.00	0.00	0.00	0.00	0.00	0.00	100 000.00
21	Water and Sanitation Services	Waste Water Management [Non-core function] - Sewerage	CP_0272	Jet Vac trok	To provide, maintain and assure basic services and social upliftment for the Breede Valley community	CRR	2020/07/01	2021/06/30	Whole of the Municipality	0.00	3500000.00	0.00	0.00	0.00	0.00	0.00	0.00	0.00	0.00	0.00	0.00	0.00	0.00	3 500 000.00
22	Electrical Services	Electricity [Core function] - Electricity	CP_0172	Equipment - Electrical	To provide, maintain and assure basic services and social upliftment for the Breede Valley community	CRR	2020/07/01	2021/06/30	Whole of the Municipality	0.00	0.00	0.00	0.00	0.00	0.00	1000000.00	0.00	0.00	0.00	0.00	0.00	0.00	0.00	1 000 000.00
23	Roads and Stormwater	Road Transport [Core function] - Roads	CP_0038	Roads	To ensure a safe, healthy, clean and sustainable external environment for all the residents in the Breede Valley	PG: Housing (Capital)	2020/07/01	2021/06/30	Ward 18	0.00	2000000.00	2000000.00	2000000.00	0.00	0.00	0.00	0.00	0.00	0.00	0.00	0.00	0.00	0.00	6 000 000.00

Capital projects for the 2020/21 financial year

Assist	Sub-Directorate [R]	Function [R]	Mun CP Ref	Project name [R]	Strategic objective	Funding source [R]	Planned Start Date [R]	Planned Completion Date [R]	Ward [R]	July 2020	August 2020	September 2020	October 2020	November 2020	December 2020	January 2021	February 2021	March 2021	April 2021	May 2021	June 2021	Total	
24	Director: Community Services	Finance and Administration [Core function] - Administrative and Corporate Support	CP_0181	Furniture & Equipment	Provide democratic, accountable government for local communities and encourage involvement of communities and community organisations in the matters of local government	CRR	2020/07/01	2021/06/30	Whole of the Municipality	0.00	0.00	5000.00	0.00	0.00	0.00	0.00	0.00	0.00	0.00	0.00	0.00	0.00	5 000.00
25	Director: Community Services	Finance and Administration [Core function] - Administrative and Corporate Support	CP_0405	Youth Café	Provide democratic, accountable government for local communities and encourage involvement of communities and community organisations in the matters of local government	CRR	2020/07/01	2021/06/30	Whole of the Municipality	0.00	300000.00	300000.00	0.00	0.00	0.00	0.00	0.00	0.00	0.00	0.00	0.00	0.00	600 000.00
26	Project Management	Planning and Development [Core function] - Project Management Unit	CP_0402	Upgrading of Playparks in Avian Park, Riverview, Roodewal and Zwelethema	Provide democratic, accountable government for local communities and encourage involvement of communities and community organisations in the matters of local government	PG: RSEP (Capital)	2020/07/01	2021/06/30	Whole of the Municipality	0.00	0.00	0.00	0.00	0.00	0.00	0.00	0.00	0.00	0.00	0.00	0.00	260000.00	260 000.00
27	Project Management	Planning and Development [Core function] - Project Management Unit	CP_0407	Upgrade of Rugby Field in Stoffand	Provide democratic, accountable government for local communities and encourage involvement of communities and community organisations in the matters of local government	PG: RSEP (Capital)	2020/07/01	2021/06/30	Rawsonville	0.00	0.00	0.00	0.00	0.00	420000.00	0.00	0.00	0.00	0.00	0.00	0.00	0.00	420 000.00
28	Water and Sanitation Services	Waste Water Management [Non-core Function] - Sewerage	CP_0165	Sewer Connections	To provide, maintain and assure basic services and social upliftment for the Breede Valley community	CRR	2020/07/01	2021/06/30	Whole of the Municipality	0.00	0.00	0.00	300000.00	0.00	0.00	300000.00	0.00	0.00	300000.00	0.00	0.00	220000.00	1 120 000.00
29	Water and Sanitation Services	Waste Water Management [Non-core Function] - Sewerage	CP_0006	External Sewer pipeline (MIG Form ID236317)	To provide, maintain and assure basic services and social upliftment for the Breede Valley community	NG: MIG (Capital)	2020/07/01	2021/06/30	Ward 18	0.00	0.00	0.00	0.00	0.00	3000000.00	0.00	0.00	3948409.00	0.00	0.00	0.00	0.00	6 948 409.00
30	Roads and Stormwater	Waste Water Management [Core function] - Storm Water Management	CP_0039	Stormwater	To ensure a safe, healthy, clean and sustainable external environment for all the residents in the Breede Valley	PG: Housing (Capital)	2020/07/01	2021/06/30	Ward 18	0.00	2000000.00	2000000.00	2000000.00	0.00	0.00	0.00	0.00	0.00	0.00	0.00	0.00	0.00	6 000 000.00
31	Water and Sanitation Services	Waste Water Management [Non-core Function] - Sewerage	CP_0167	Water Connections	To provide, maintain and assure basic services and social upliftment for the Breede Valley community	CRR	2020/07/01	2021/06/30	Whole of the Municipality	0.00	219200.00	0.00	500000.00	0.00	500000.00	0.00	500000.00	0.00	500000.00	0.00	500000.00	0.00	2 719 200.00
32	Municipal Manager	Executive and Council [Core function] - Municipal Manager, Town Secretary and Chief Executive	CP_0183	Furniture and Equipment	Provide democratic, accountable government for local communities and encourage involvement of communities and community organisations in the matters of local government	CRR	2020/07/01	2021/06/30	Whole of the Municipality	0.00	0.00	5000.00	0.00	0.00	0.00	0.00	0.00	0.00	0.00	0.00	0.00	0.00	5 000.00
33	Director: Financial Services	Finance and Administration [Core function] - Administrative and Corporate Support	CP_0182	Furniture and Equipment	Provide democratic, accountable government for local communities and encourage involvement of communities and community organisations in the matters of local government	CRR	2020/07/01	2021/06/30	Whole of the Municipality	0.00	0.00	5000.00	0.00	0.00	0.00	0.00	0.00	0.00	0.00	0.00	0.00	0.00	5 000.00
34	Water and Sanitation Services	Waste Water Management [Non-core Function] - Sewerage	CP_0037	Sewer Reticulation	To provide, maintain and assure basic services and social upliftment for the Breede Valley community	PG: Housing (Capital)	2020/07/01	2021/06/30	Ward 18	0.00	2000000.00	2000000.00	2000000.00	0.00	0.00	0.00	0.00	0.00	0.00	0.00	0.00	0.00	6 000 000.00
35	Solid Waste and Area cleaning	Waste Management [Core function] - Solid Waste Disposal (Landfill Sites)	CP_0291	Office furniture chairs and table	To provide, maintain and assure basic services and social upliftment for the Breede Valley community	CRR	2020/07/01	2021/06/30	Whole of the Municipality	0.00	0.00	0.00	0.00	5000.00	0.00	0.00	0.00	0.00	0.00	0.00	0.00	0.00	5 000.00
36	Project Management	Planning and Development [Core function] - Project Management Unit	CP_0403	Sewer Connection for neighbourhood centre in Riverview	Provide democratic, accountable government for local communities and encourage involvement of communities and community organisations in the matters of local government	PG: RSEP (Capital)	2020/07/01	2021/06/30	Whole of the Municipality	0.00	0.00	0.00	0.00	0.00	0.00	0.00	0.00	0.00	0.00	0.00	0.00	450000.00	450 000.00
										40000.00	12059200.00	10700000.00	11390000.00	4092871.00	11835000.00	11187389.00	3080000.00	13863409.00	4776365.00	4702512.00	12186842.00	99 913 588.00	

Monthly Cashflow for the 2020/21 financial year

Function [R] List	July			August			September			October			November		
	Revenue	Operational Exp.	Capital Exp.	Revenue	Operational Exp.	Capital Exp.	Revenue	Operational Exp.	Capital Exp.	Revenue	Operational Exp.	Capital Exp.	Revenue	Operational Exp.	Capital Exp.
<b>Governance and administration</b>	<b>R 7 879 481.00</b>	<b>R 14 029 375.00</b>	<b>R 40 000.00</b>	<b>R 13 546 415.00</b>	<b>R 16 168 019.00</b>	<b>R 340 000.00</b>	<b>R 16 946 555.00</b>	<b>R 17 451 107.00</b>	<b>R 365 000.00</b>	<b>R 19 213 325.00</b>	<b>R 18 306 540.00</b>	<b>R 40 000.00</b>	<b>R 21 480 094.00</b>	<b>R 19 161 973.00</b>	<b>R 80 000.00</b>
Executive and council	R 4 312.00	R 2 646 159.00	R 0.00	R 7 008.00	R 2 770 125.00	R 0.00	R 8 624.00	R 2 844 495.00	R 5 000.00	R 9 702.00	R 2 894 079.00	R 0.00	R 10 780.00	R 2 943 663.00	R 0.00
Finance and administration	R 7 875 169.00	R 11 110 602.00	R 40 000.00	R 13 539 407.00	R 13 119 492.00	R 340 000.00	R 16 937 931.00	R 14 324 742.00	R 360 000.00	R 19 203 623.00	R 15 128 277.00	R 40 000.00	R 21 469 314.00	R 15 931 812.00	R 80 000.00
Internal audit	R 0.00	R 272 614.00	R 0.00	R 0.00	R 278 402.00	R 0.00	R 0.00	R 281 870.00	R 0.00	R 0.00	R 284 184.00	R 0.00	R 0.00	R 286 498.00	R 0.00
<b>Community and public safety</b>	<b>R 11 652 047.00</b>	<b>R 15 662 292.00</b>	<b>R 0.00</b>	<b>R 15 197 522.00</b>	<b>R 17 772 810.00</b>	<b>R 0.00</b>	<b>R 17 324 761.00</b>	<b>R 19 038 968.00</b>	<b>R 25 000.00</b>	<b>R 18 742 939.00</b>	<b>R 19 883 137.00</b>	<b>R 0.00</b>	<b>R 20 161 118.00</b>	<b>R 20 727 306.00</b>	<b>R 0.00</b>
Community and social services	R 452 924.00	R 1 721 782.00	R 0.00	R 736 019.00	R 1 815 570.00	R 0.00	R 905 848.00	R 1 871 786.00	R 25 000.00	R 1 019 079.00	R 1 909 287.00	R 0.00	R 1 132 310.00	R 1 946 788.00	R 0.00
Sport and recreation	R 72 448.00	R 1 822 001.00	R 0.00	R 117 733.00	R 1 954 687.00	R 0.00	R 144 896.00	R 2 034 241.00	R 0.00	R 163 008.00	R 2 087 301.00	R 0.00	R 181 120.00	R 2 140 361.00	R 0.00
Public safety	R 7 859 677.00	R 8 957 406.00	R 0.00	R 9 034 894.00	R 9 125 708.00	R 0.00	R 9 740 021.00	R 9 226 678.00	R 0.00	R 10 210 107.00	R 9 293 996.00	R 0.00	R 10 680 193.00	R 9 361 314.00	R 0.00
Housing	R 3 266 998.00	R 3 156 919.00	R 0.00	R 5 308 876.00	R 4 870 045.00	R 0.00	R 6 533 996.00	R 5 897 895.00	R 0.00	R 7 350 745.00	R 6 583 139.00	R 0.00	R 8 167 495.00	R 7 268 383.00	R 0.00
Health	R 0.00	R 4 184.00	R 0.00	R 0.00	R 6 800.00	R 0.00	R 0.00	R 8 368.00	R 0.00	R 0.00	R 9 414.00	R 0.00	R 0.00	R 10 460.00	R 0.00
<b>Economic and environmental services</b>	<b>R 982 700.00</b>	<b>R 4 883 054.00</b>	<b>R 0.00</b>	<b>R 1 596 891.00</b>	<b>R 5 795 942.00</b>	<b>R 2 000 000.00</b>	<b>R 1 965 400.00</b>	<b>R 6 343 634.00</b>	<b>R 4 060 000.00</b>	<b>R 2 211 075.00</b>	<b>R 6 708 779.00</b>	<b>R 2 000 000.00</b>	<b>R 2 456 750.00</b>	<b>R 7 073 924.00</b>	<b>R 0.00</b>
Planning and development	R 128 360.00	R 1 321 798.00	R 0.00	R 208 587.00	R 1 357 039.00	R 0.00	R 256 720.00	R 1 378 170.00	R 60 000.00	R 288 810.00	R 1 392 263.00	R 0.00	R 320 900.00	R 1 406 356.00	R 0.00
Road transport	R 764 340.00	R 3 445 451.00	R 0.00	R 1 242 054.00	R 4 260 800.00	R 2 000 000.00	R 1 528 680.00	R 4 749 987.00	R 4 000 000.00	R 1 719 765.00	R 5 076 121.00	R 2 000 000.00	R 1 910 850.00	R 5 402 255.00	R 0.00
Environmental protection	R 90 000.00	R 115 805.00	R 0.00	R 146 250.00	R 178 103.00	R 0.00	R 180 000.00	R 215 477.00	R 0.00	R 202 500.00	R 240 395.00	R 0.00	R 225 000.00	R 265 313.00	R 0.00
<b>Trading services</b>	<b>R 31 130 064.00</b>	<b>R 25 982 727.00</b>	<b>R 0.00</b>	<b>R 51 075 039.00</b>	<b>R 37 463 557.00</b>	<b>R 9 719 200.00</b>	<b>R 63 042 002.00</b>	<b>R 44 351 975.00</b>	<b>R 6 250 000.00</b>	<b>R 71 019 986.00</b>	<b>R 48 944 287.00</b>	<b>R 9 350 000.00</b>	<b>R 78 997 971.00</b>	<b>R 53 536 599.00</b>	<b>R 4 012 871.00</b>
Energy sources	R 19 349 302.00	R 16 477 835.00	R 0.00	R 31 442 622.00	R 25 598 067.00	R 0.00	R 38 698 603.00	R 31 070 195.00	R 0.00	R 43 535 928.00	R 34 718 285.00	R 50 000.00	R 48 373 254.00	R 38 366 375.00	R 4 007 871.00
Water management	R 4 188 561.00	R 3 486 909.00	R 0.00	R 7 295 084.00	R 4 293 170.00	R 2 219 200.00	R 9 158 995.00	R 4 776 897.00	R 2 250 000.00	R 10 401 605.00	R 5 099 394.00	R 5 000 000.00	R 11 644 213.00	R 5 421 891.00	R 0.00
Waste water management	R 5 182 994.00	R 3 389 854.00	R 0.00	R 8 422 370.00	R 4 266 984.00	R 7 500 000.00	R 10 365 990.00	R 4 793 234.00	R 4 000 000.00	R 11 661 738.00	R 5 144 079.00	R 4 300 000.00	R 12 957 487.00	R 5 494 924.00	R 5 000.00
Waste management	R 2 409 207.00	R 2 628 129.00	R 0.00	R 3 914 963.00	R 3 305 336.00	R 0.00	R 4 818 414.00	R 3 711 649.00	R 0.00	R 5 420 715.00	R 3 982 529.00	R 0.00	R 6 023 017.00	R 4 253 409.00	R 0.00
<b>Other</b>	<b>R 0.00</b>	<b>R 80 760.00</b>	<b>R 0.00</b>	<b>R 0.00</b>	<b>R 131 238.00</b>	<b>R 0.00</b>	<b>R 0.00</b>	<b>R 161 520.00</b>	<b>R 0.00</b>	<b>R 0.00</b>	<b>R 181 710.00</b>	<b>R 0.00</b>	<b>R 0.00</b>	<b>R 201 900.00</b>	<b>R 0.00</b>
	<b>R 51 644 292.00</b>	<b>R 60 638 208.00</b>	<b>R 40 000.00</b>	<b>R 81 415 867.00</b>	<b>R 77 331 566.00</b>	<b>R 12 059 200.00</b>	<b>R 99 278 718.00</b>	<b>R 87 347 204.00</b>	<b>R 10 700 000.00</b>	<b>R 111 187 325.00</b>	<b>R 94 024 453.00</b>	<b>R 11 390 000.00</b>	<b>R 123 095 933.00</b>	<b>R 100 701 702.00</b>	<b>R 4 092 871.00</b>

Monthly Cashflow for the 2020/21 financial year

Function [R] List	December			January			February			March			April		
	Revenue	Operational Exp.	Capital Exp.	Revenue	Operational Exp.	Capital Exp.	Revenue	Operational Exp.	Capital Exp.	Revenue	Operational Exp.	Capital Exp.	Revenue	Operational Exp.	Capital Exp.
<b>Governance and administration</b>	<b>R 15 813 183.00</b>	<b>R 17 023 452.00</b>	<b>R 80 000.00</b>	<b>R 17 702 146.00</b>	<b>R 17 736 260.00</b>	<b>R 80 000.00</b>	<b>R 16 946 555.00</b>	<b>R 17 451 107.00</b>	<b>R 80 000.00</b>	<b>R 18 986 651.00</b>	<b>R 18 221 017.00</b>	<b>R 80 000.00</b>	<b>R 19 213 325.00</b>	<b>R 18 306 540.00</b>	<b>R 80 000.00</b>
Executive and council	R 8 086.00	R 2 819 709.00	R 0.00	R 8 983.00	R 2 861 023.00	R 0.00	R 8 624.00	R 2 844 495.00	R 0.00	R 9 594.00	R 2 889 123.00	R 0.00	R 9 702.00	R 2 894 079.00	R 0.00
Finance and administration	R 15 805 097.00	R 13 923 027.00	R 80 000.00	R 17 693 163.00	R 14 592 595.00	R 80 000.00	R 16 937 931.00	R 14 324 742.00	R 80 000.00	R 18 977 057.00	R 15 047 940.00	R 80 000.00	R 19 203 623.00	R 15 128 277.00	R 80 000.00
Internal audit	R 0.00	R 280 716.00	R 0.00	R 0.00	R 282 642.00	R 0.00	R 0.00	R 281 870.00	R 0.00	R 0.00	R 283 954.00	R 0.00	R 0.00	R 284 184.00	R 0.00
<b>Community and public safety</b>	<b>R 16 615 700.00</b>	<b>R 18 616 979.00</b>	<b>R 25 000.00</b>	<b>R 17 797 487.00</b>	<b>R 19 320 360.00</b>	<b>R 0.00</b>	<b>R 17 324 761.00</b>	<b>R 19 038 968.00</b>	<b>R 0.00</b>	<b>R 18 601 130.00</b>	<b>R 19 798 746.00</b>	<b>R 25 000.00</b>	<b>R 18 742 939.00</b>	<b>R 19 883 137.00</b>	<b>R 0.00</b>
Community and social services	R 849 250.00	R 1 853 071.00	R 25 000.00	R 943 594.00	R 1 884 289.00	R 0.00	R 905 848.00	R 1 871 786.00	R 0.00	R 1 007 761.00	R 1 905 551.00	R 25 000.00	R 1 019 079.00	R 1 909 287.00	R 0.00
Sport and recreation	R 135 845.00	R 2 007 747.00	R 0.00	R 150 933.00	R 2 051 928.00	R 0.00	R 144 896.00	R 2 034 241.00	R 0.00	R 161 198.00	R 2 082 002.00	R 0.00	R 163 008.00	R 2 087 301.00	R 0.00
Public safety	R 9 504 980.00	R 9 193 026.00	R 0.00	R 9 896 716.00	R 9 249 117.00	R 0.00	R 9 740 021.00	R 9 226 678.00	R 0.00	R 10 163 098.00	R 9 287 265.00	R 0.00	R 10 210 107.00	R 9 293 996.00	R 0.00
Housing	R 6 125 625.00	R 5 555 289.00	R 0.00	R 6 806 244.00	R 6 126 310.00	R 0.00	R 6 533 996.00	R 5 897 895.00	R 0.00	R 7 269 073.00	R 6 514 618.00	R 0.00	R 7 350 745.00	R 6 583 139.00	R 0.00
Health	R 0.00	R 7 846.00	R 0.00	R 0.00	R 8 716.00	R 0.00	R 0.00	R 8 368.00	R 0.00	R 0.00	R 9 310.00	R 0.00	R 0.00	R 9 414.00	R 0.00
<b>Economic and environmental services</b>	<b>R 1 842 566.00</b>	<b>R 6 161 087.00</b>	<b>R 5 480 000.00</b>	<b>R 2 047 291.00</b>	<b>R 6 465 345.00</b>	<b>R 0.00</b>	<b>R 1 965 400.00</b>	<b>R 6 343 634.00</b>	<b>R 0.00</b>	<b>R 2 186 509.00</b>	<b>R 6 672 276.00</b>	<b>R 4 060 000.00</b>	<b>R 2 211 075.00</b>	<b>R 6 708 779.00</b>	<b>R 646 365.00</b>
Planning and development	R 240 677.00	R 1 371 132.00	R 480 000.00	R 267 416.00	R 1 382 867.00	R 0.00	R 256 720.00	R 1 378 170.00	R 0.00	R 285 603.00	R 1 390 856.00	R 60 000.00	R 288 810.00	R 1 392 263.00	R 0.00
Road transport	R 1 433 139.00	R 4 586 934.00	R 5 000 000.00	R 1 592 375.00	R 4 858 695.00	R 0.00	R 1 528 680.00	R 4 749 987.00	R 0.00	R 1 700 656.00	R 5 043 515.00	R 4 000 000.00	R 1 719 765.00	R 5 076 121.00	R 646 365.00
Environmental protection	R 168 750.00	R 203 021.00	R 0.00	R 187 500.00	R 223 783.00	R 0.00	R 180 000.00	R 215 477.00	R 0.00	R 200 250.00	R 237 905.00	R 0.00	R 202 500.00	R 240 395.00	R 0.00
<b>Trading services</b>	<b>R 59 053 023.00</b>	<b>R 42 055 869.00</b>	<b>R 6 250 000.00</b>	<b>R 65 701 329.00</b>	<b>R 45 882 741.00</b>	<b>R 11 107 389.00</b>	<b>R 63 042 002.00</b>	<b>R 44 351 975.00</b>	<b>R 3 000 000.00</b>	<b>R 70 222 187.00</b>	<b>R 48 485 070.00</b>	<b>R 9 698 409.00</b>	<b>R 71 019 986.00</b>	<b>R 48 944 287.00</b>	<b>R 4 050 000.00</b>
Energy sources	R 36 279 947.00	R 29 246 157.00	R 0.00	R 40 311 044.00	R 32 286 224.00	R 10 057 389.00	R 38 698 603.00	R 31 070 195.00	R 0.00	R 43 052 196.00	R 34 353 478.00	R 4 000 000.00	R 43 535 928.00	R 34 718 285.00	R 0.00
Water management	R 8 537 692.00	R 4 615 667.00	R 3 250 000.00	R 9 573 199.00	R 4 884 392.00	R 0.00	R 9 158 995.00	R 4 776 897.00	R 3 000 000.00	R 10 277 343.00	R 5 067 152.00	R 1 750 000.00	R 10 401 605.00	R 5 099 394.00	R 3 000 000.00
Waste water management	R 9 718 119.00	R 4 617 829.00	R 3 000 000.00	R 10 797 905.00	R 4 910 184.00	R 1 050 000.00	R 10 365 990.00	R 4 793 234.00	R 0.00	R 11 532 163.00	R 5 108 997.00	R 3 948 409.00	R 11 661 738.00	R 5 144 079.00	R 1 050 000.00
Waste management	R 4 517 265.00	R 3 576 216.00	R 0.00	R 5 019 181.00	R 3 801 941.00	R 0.00	R 4 818 414.00	R 3 711 649.00	R 0.00	R 5 360 485.00	R 3 955 443.00	R 0.00	R 5 420 715.00	R 3 982 529.00	R 0.00
<b>Other</b>	<b>R 0.00</b>	<b>R 151 428.00</b>	<b>R 0.00</b>	<b>R 0.00</b>	<b>R 168 249.00</b>	<b>R 0.00</b>	<b>R 0.00</b>	<b>R 161 520.00</b>	<b>R 0.00</b>	<b>R 0.00</b>	<b>R 179 692.00</b>	<b>R 0.00</b>	<b>R 0.00</b>	<b>R 181 710.00</b>	<b>R 0.00</b>
	<b>R 93 324 472.00</b>	<b>R 84 008 815.00</b>	<b>R 11 835 000.00</b>	<b>R 103 248 253.00</b>	<b>R 89 572 955.00</b>	<b>R 11 187 389.00</b>	<b>R 99 278 718.00</b>	<b>R 87 347 204.00</b>	<b>R 3 080 000.00</b>	<b>R 109 996 477.00</b>	<b>R 93 356 801.00</b>	<b>R 13 863 409.00</b>	<b>R 111 187 325.00</b>	<b>R 94 024 453.00</b>	<b>R 4 776 365.00</b>

Monthly Cashflow for the 2020/21 financial year

Function [R]	May			June			TOTAL		
	Revenue	Operational Exp.	Capital Exp.	Revenue	Operational Exp.	Capital Exp.	Revenue	Operational Exp.	Capital Exp.
<b>Governance and administration</b>	<b>R 21 480 094.00</b>	<b>R 19 161 973.00</b>	<b>R 80 000.00</b>	<b>R 23 217 925.00</b>	<b>R 19 817 612.00</b>	<b>R 280 000.00</b>	<b>R 212 425 749.00</b>	<b>R 212 834 975.00</b>	<b>R 1 625 000.00</b>
Executive and council	R 10 780.00	R 2 943 663.00	R 0.00	R 11 605.00	R 2 981 662.00	R 0.00	R 107 800.00	R 34 332 275.00	R 5 000.00
Finance and administration	R 21 469 314.00	R 15 931 812.00	R 80 000.00	R 23 206 320.00	R 16 547 682.00	R 280 000.00	R 212 317 949.00	R 175 111 000.00	R 1 620 000.00
Internal audit	R 0.00	R 286 498.00	R 0.00	R 0.00	R 288 268.00	R 0.00	R 0.00	R 3 391 700.00	R 0.00
<b>Community and public safety</b>	<b>R 20 161 118.00</b>	<b>R 20 727 306.00</b>	<b>R 0.00</b>	<b>R 21 248 326.00</b>	<b>R 21 374 191.00</b>	<b>R 25 000.00</b>	<b>R 213 569 848.00</b>	<b>R 231 844 200.00</b>	<b>R 100 000.00</b>
Community and social services	R 1 132 310.00	R 1 946 788.00	R 0.00	R 1 219 078.00	R 1 975 415.00	R 25 000.00	R 11 323 100.00	R 22 611 400.00	R 100 000.00
Sport and recreation	R 181 120.00	R 2 140 361.00	R 0.00	R 194 995.00	R 2 180 929.00	R 0.00	R 1 811 200.00	R 24 623 100.00	R 0.00
Public safety	R 10 680 193.00	R 9 361 314.00	R 0.00	R 11 040 593.00	R 9 412 902.00	R 0.00	R 118 760 600.00	R 110 989 400.00	R 0.00
Housing	R 8 167 495.00	R 7 268 383.00	R 0.00	R 8 793 660.00	R 7 793 685.00	R 0.00	R 81 674 948.00	R 73 515 700.00	R 0.00
Health	R 0.00	R 10 460.00	R 0.00	R 0.00	R 11 260.00	R 0.00	R 0.00	R 104 600.00	R 0.00
<b>Economic and environmental services</b>	<b>R 2 456 750.00</b>	<b>R 7 073 924.00</b>	<b>R 0.00</b>	<b>R 2 645 093.00</b>	<b>R 7 353 822.31</b>	<b>R 1 300 000.00</b>	<b>R 24 567 500.00</b>	<b>R 77 584 200.31</b>	<b>R 19 546 365.00</b>
Planning and development	R 320 900.00	R 1 406 356.00	R 0.00	R 345 497.00	R 1 417 130.00	R 1 300 000.00	R 3 209 000.00	R 16 594 400.00	R 1 900 000.00
Road transport	R 1 910 850.00	R 5 402 255.00	R 0.00	R 2 057 346.00	R 5 652 279.00	R 0.00	R 19 108 500.00	R 58 304 400.00	R 17 646 365.00
Environmental protection	R 225 000.00	R 265 313.00	R 0.00	R 242 250.00	R 284 413.31	R 0.00	R 2 250 000.00	R 2 685 400.31	R 0.00
<b>Trading services</b>	<b>R 78 997 971.00</b>	<b>R 53 536 599.00</b>	<b>R 4 622 512.00</b>	<b>R 85 114 393.00</b>	<b>R 57 057 214.00</b>	<b>R 10 581 842.00</b>	<b>R 788 415 953.00</b>	<b>R 550 592 900.00</b>	<b>R 78 642 223.00</b>
Energy sources	R 48 373 254.00	R 38 366 375.00	R 4 000 000.00	R 52 081 853.00	R 41 163 229.00	R 6 097 000.00	R 483 732 534.00	R 387 434 700.00	R 28 212 260.00
Water management	R 11 644 213.00	R 5 421 891.00	R 250 000.00	R 12 596 877.00	R 5 669 046.00	R 4 264 842.00	R 114 878 382.00	R 58 612 700.00	R 24 984 042.00
Waste water management	R 12 957 487.00	R 5 494 924.00	R 372 512.00	R 13 950 887.00	R 5 763 878.00	R 220 000.00	R 129 574 868.00	R 58 922 200.00	R 25 445 921.00
Waste management	R 6 023 017.00	R 4 253 409.00	R 0.00	R 6 484 776.00	R 4 461 061.00	R 0.00	R 60 230 169.00	R 45 623 300.00	R 0.00
<b>Other</b>	<b>R 0.00</b>	<b>R 201 900.00</b>	<b>R 0.00</b>	<b>R 0.00</b>	<b>R 217 373.00</b>	<b>R 0.00</b>	<b>R 0.00</b>	<b>R 2 019 000.00</b>	<b>R 0.00</b>
	<b>R 123 095 933.00</b>	<b>R 100 701 702.00</b>	<b>R 4 702 512.00</b>	<b>R 132 225 737.00</b>	<b>R 105 820 212.31</b>	<b>R 12 186 842.00</b>	<b>R 1 238 979 050.00</b>	<b>R 1 074 875 275.31</b>	<b>R 99 913 588.00</b>



Revenue by Source for the 2020/21 financial year

Assist Ref	Line Item (200 chars) 200 characters	July Number	August Number	September Number	October Number	November Number	December Number	January Number	February Number	March Number	April Number	May Number	June Number	TOTAL
1	Property rates	R 5 127 540	R 9 236 567	R 11 701 980	R 13 345 590	R 14 989 200	R 10 880 177	R 12 249 850	R 11 701 980	R 13 181 230	R 13 345 590	R 14 989 200	R 16 249 296	R 139 998 162
2	Service charges - electricity revenue	R 18 099 104	R 29 411 049	R 36 198 208	R 40 722 984	R 45 247 760	R 33 935 825	R 37 706 467	R 36 198 208	R 40 270 507	R 40 722 984	R 45 247 760	R 48 716 744	R 418 572 500
3	Service charges - water revenue	R 2 628 925	R 4 760 676	R 6 039 725	R 6 892 425	R 7 745 125	R 5 613 376	R 6 323 959	R 6 039 725	R 6 807 154	R 6 892 425	R 7 745 125	R 8 398 860	R 72 273 605
4	Service charges - sanitation revenue	R 3 059 600	R 4 971 853	R 6 119 200	R 6 884 100	R 7 649 000	R 5 736 753	R 6 374 166	R 6 119 200	R 6 807 610	R 6 884 100	R 7 649 000	R 8 235 418	R 72 847 400
5	Service charges - refuse revenue	R 1 683 684	R 2 735 987	R 3 367 368	R 3 788 289	R 4 209 210	R 3 156 908	R 3 507 675	R 3 367 368	R 3 746 197	R 3 788 289	R 4 209 210	R 4 531 915	R 40 087 600
6	Rental of facilities and equipment	R -	R -	R -	R -	R -	R -	R -	R -	R -	R -	R -	R -	R 10 589 000
7	Interest earned - external investments	R 88 908	R 144 483	R 177 816	R 200 043	R 222 270	R 166 710	R 185 223	R 177 816	R 197 822	R 200 043	R 222 270	R 239 296	R 11 854 000
8	Interest earned - outstanding debtors	R 259 306	R 259 306	R 259 306	R 259 306	R 259 306	R 259 306	R 259 306	R 259 306	R 259 306	R 259 306	R 259 306	R 259 309	R 6 158 346
9	Dividends received	R 258 672	R 420 344	R 517 344	R 582 012	R 646 680	R 485 012	R 538 901	R 517 344	R 575 546	R 582 012	R 646 680	R 696 253	R -
10	Fines, penalties and forfeits	R -	R -	R -	R -	R -	R -	R -	R -	R -	R -	R -	R -	R 118 473 500
11	Licences and permits	R 7 842 993	R 9 014 035	R 9 716 653	R 10 185 068	R 10 653 483	R 9 482 450	R 9 872 792	R 9 716 653	R 10 138 227	R 10 185 068	R 10 653 483	R 11 012 595	R 3 615 600
12	Agency services	R 151 868	R 246 786	R 303 736	R 341 703	R 379 670	R 284 753	R 316 392	R 303 736	R 337 906	R 341 703	R 379 670	R 408 777	R 8 229 500
13	Transfers and subsidies	R 345 640	R 561 665	R 691 280	R 777 690	R 864 100	R 648 075	R 720 083	R 691 280	R 769 049	R 777 690	R 864 100	R 930 348	R 259 006 247
14	Other revenue	R 8 329 681	R 13 529 485	R 16 649 360	R 18 729 280	R 20 809 201	R 15 609 405	R 17 342 665	R 16 649 360	R 18 521 290	R 18 729 280	R 20 809 201	R 22 403 792	R 12 798 300
15	Gains on disposal of PPE	R 376 220	R 611 384	R 752 440	R 846 495	R 940 550	R 705 439	R 783 794	R 752 440	R 837 097	R 846 495	R 940 550	R 1 012 596	R 1 256 600
		R 52 780	R 85 768	R 105 560	R 118 755	R 131 950	R 98 963	R 109 958	R 105 560	R 117 436	R 118 755	R 131 950	R 142 065	R 1 319 500
X	<b>TOTAL</b>	<b>R 48 304 921</b>	<b>R 75 989 388</b>	<b>R 92 599 976</b>	<b>R 103 673 740</b>	<b>R 114 747 505</b>	<b>R 87 063 152</b>	<b>R 96 291 231</b>	<b>R 92 599 976</b>	<b>R 102 566 377</b>	<b>R 103 673 740</b>	<b>R 114 747 505</b>	<b>R 123 237 264</b>	<b>R 1 155 494 775</b>