

**TARIEWE VIR DIE JAAR / TARIFFS FOR THE YEAR
1 JULIE 2016 TOT 30 JUNIE 2017 / 1 JULY 2016 TO 30 JUNE 2017**

INHOUDSOPGAWE / INDEX

Bladsy/Page

1	ELEKTRISITEIT/ELECTRICITY	3
2	WATER	8
3	VULLISVERWYDERING/REFUSE REMOVAL	11
4	RIOLERING/SEWERAGE	14
5	EIENDOMSBELASTING/AESSMENT RATES	17
6	FINANSIES/FINANCE Waardasie sertifikaat/Valuation Certificate Uitklaringsertifikaat/Clearance Certificate Kiesersrol/Wykslyste/Voters Roll/Ward Lists Waardasierol/Valuation Roll Ander inligting/Other Information Waardasies/Valuations Kredietbeheer Gedishonoreerde tjeks	18
7	BRANDBESTRYDING/FIRE PREVENTION Brande/Fires Spesiale dienste/Special Services Ontvlambare Vloeistowwe/Flammable Liquids Huur van Opleidingslokaal/Rental of Training Room Herstelwerk aan Toerusting/Repairs to Equipment Buite Munisipale Gebied/Outside Municipal Area	20
8	BIBLIOTEEKDIENS/LIBRARY SERVICES Boetes/Fines Diverse Gelde/ Sundry Fees Huur van biblioteeksale/Rental of Library Halls Telefoonkoste/Telephone charges Fotostate/Photocopies	23
9	VERKEER/TRAFFIC Parkeermetergelde/Parkingmeterfees Padtekens/Roadsigns Skutgelde/Pound Fees Huur van Toetsterrein/Rental of Testing Grounds Straat staanplekke/Street Stands Optogte/Marches	24
10	SALE/HALLS Stadsaal/Town Hall Gemeenskapsale/Community Halls Meerdoelsentrums/Multi Purpose Centres	26
11	BEHUISING/HOUSING Raads huise/Council houses Huureenhede/Rental Units Herstelwerk/Maintenance	29

**TARIEWE VIR DIE JAAR / TARIFFS FOR THE YEAR
1 JULIE 2016 TOT 30 JUNIE 2017 / 1 JULY 2016 TO 30 JUNE 2017**

INHOUDSOPGAWE / INDEX

Bladsy/Page

12	PARKE EN ONTSPANNINGSTERREINE Pawiljoene/Stadions Spreiligte/Flood Lighting Opsigter/Supervisor Huur van Sportfasiliteite/Rental Sport Facilities	30
13	SWEMBADDENS/SWIMMING POOLS De La Batweg Greystraat/street en/and Touwsrivier	33
14	VAKANSIE-OORDE/HOLIDAY RESORTS Nekkies Vakansie-oord/Holiday Resort Meer Chalets, Konferensiesentrum en Lapa	34
15	MISCELLANEOUS Eiendomme/Properties Fotostate/Photocopies Faksimilee/Faximilee Koffie en tee Baniere/Banners Advertensieborde/Advertising Boards Kragpunt/Electrical Power Point Supply Skutgelde/Pound Fees Begrawe van Diere/Buriel of Animals Motingange/Vehicle Entrances Motorbruggies/Vehicle Bridges Pes bestryding/Pest control Weiding/Grazing	37
16	BOUBEHEER/BUILDING CONTROL//DORPSBEPLANNING/TOWN PLANNING Beskadigingsdeposito Bouplangelde/Building Plan Fees Diverse Gelde/ Sundry Fees Boetes/Fines Verkoop van Dorpskaarte/Selling of Town Maps Diverse Gelde/ Sundry Fees Afwykingsgebruik/Deviation of Use	40
17	BEGRAAFPLAASGELDE / CEMETERY FEES	42

TARIEWE VIR DIE JAAR / TARIFFS FOR THE YEAR
1 JULIE 2016 TOT 30 JUNIE 2017 / 1 JULY 2016 TO 30 JUNE 2017

	BESKRYWING / DESCRIPTION	2015/2016 Exc. Vat R.cc	2016/2017 Exc. Vat R.cc	2016/2017 VAT R.cc	2016/2017 Incl. Vat R.cc	% change
1	ELEKTRISITEIT / ELECTRICITY					
1.1	CONSUMER SERVICE DEPOSITS					
1.1.1	Residential (<i>Applicable to all residential tariffs & SPU5</i>)	1 900.00	2 050.00		2 050.00	7.89
1.1.2	Commercial (<i>Applicable to commercial tariffs SPU2, SPU3 & SPU4</i>)	3 500.00	3 770.00		3 770.00	7.71
1.1.3	Industrial (Bulk) (<i>Applicable to commercial tariffs LPU1 & LPU2</i>)	7 500.00	8 070.00		8 070.00	7.60
Nota/Note	<p>a) The minimum amount to be deposited by a consumer with the Municipality in respect of electricity consumption in terms of the Municipality's Electricity By-laws and Regulations</p> <p>b) The deposit stated in item (a) above will initially be used for any new connection, including a connection for temporary occupation.</p> <p>c) The consumer will be liable for the deposit cost in cases where the service supply capacity is upgraded.</p> <p>d) The full deposit cost is payable in a cases where the premises' zoning classification is upgraded from residential to commercial (deposit cost refunding will not be applicable if the zoning reverts back to residential)</p> <p>The difference in deposit cost is payable in cases of 1.1 (c) and (d) in cases where an historic service deposit exist (the difference between the current applicable tariff and the existing service deposit as reflected on the consumer's service account).</p> <p>e) No deposits for electrical service connections are payable by consumers who are supplied by means of pre-payment metering.</p>					
1.2	ENERGY CONSUMPTION, DEMAND & BASIC CHARGES					
1.2.1	Residensieël/Residential					
Nota/Note	<i>Applicable to all credit and pre-payment metering, also available to schools with single phase connections</i>					
	Inclining Block Tariff (IBT)					
1.2.1.1	RES 1 (<i>≤50kWh, calculated per month</i>)					
	Energy Charge (R/kWh)	0.79	0.84	0.12	0.96	6.33
	RES 2 (<i>51 - 350kWh, calculated per month</i>)					
	Energy Charge (R/kWh)	0.99	1.07	0.15	1.21	7.64
	RES 3 (<i>351 - 600kWh, calculated per month</i>)					
	Energy Charge (R/kWh)	1.40	1.51	0.21	1.72	7.64
	RES 4 (<i>>600kWh, calculated per month</i>)					
	Energy Charge (R/kWh)	1.65	1.78	0.25	2.02	7.64
	<i>Minimum amount required for pre-paid purchases</i>		10.00			
	<i>REBATE: First Kwh (units) for indigent households. (Additional to the 50 kwh for Residential 1)</i>		50 kWh			
Nota/Note	Deernis Korting / Indigent Rebate					
	<i>Waar die totale huishoudelike inkomste per maand is:</i>					
	<i>Where the total household revenue per month is:</i>					
a	<i>Pensionaris/Pensioners//Ongeskik/Disabilty // Child-headed households</i>					
	<i>R 0 - R 4 500 (Government pension)(Pensioners 55 years and older)</i>					
b	<i>Algemeen/General</i>					
	<i>R 0 - R 4 500</i>					
1.2.2	Kommersieël/Commercial					
Nota/Note	<p>a) The following tariffs are applicable for a minimum period of one financial year (1 July to 30 June) and may be terminated thereafter upon one months written notice prior to end of the current financial year, applications to be submitted for approval.</p> <p>b) NMD (Notified Maximum Demand) = installed capacity of connection or as per service agreement.</p> <p>c) Service & Minimum Demand Charges per month whether or not any electricity is used.</p> <p>d) Residents in complexes charged on the Bulk Residential tariffs do not qualify for free basic</p>					
1.2.2.1	Small Power Users 1: Single & Three Phase (≤100 ampere)					
	Energy Charge (R/kWh)	1.61	1.75	0.25	2.00	8.70
Nota/Note	<i>Tariff (1.2.2.1) is only available for pre-payment customers</i>					
1.2.2.2	Small Power Users 2: Single or Three Phase (≤100 amperes)					
	Energy Charge (R/kWh)	1.30	1.40	0.20	1.60	7.64
	Service Charge (R/month), per supply point	350.88	377.00	52.78	429.78	7.44
	Or Service Charge (R/day), per supply point	11.54	12.39	1.74	14.13	7.40
1.2.2.3	Small Power Users 3: Three Phase (NMD ≤100kVA at 400V)					
	Energy Charge (R/kWh)	1.20	1.29	0.18	1.47	7.64
	Demand Charge (R/kVA/month)	18.70	20.13	2.82	22.95	7.64
	Minimum Demand Charge (kVA)				25 kVA	
Nota/Note	<i>Tariff (1.2.2.3) is also available for customers listed under Tariff (1.2.2.4)</i>					
1.2.2.4	Small Power Users 4: Three Phase (NMD >70kVA at 400/11000V)					
	Energy Charge (R/kWh)	1.11	1.19	0.17	1.36	7.64
	Service Charge (R/month)	298.25	321.00	44.94	365.94	7.63
	Or Service Charge (R/day), per supply point	9.82	10.55	1.48	12.03	7.47
	Maximum Demand Charge (R/kVA/month)	29.70	32.00	4.48	36.48	7.74
	Minimum Demand Charge (kVA)				25 kVA	

TARIEWE VIR DIE JAAR / TARIFFS FOR THE YEAR
1 JULIE 2016 TOT 30 JUNIE 2017 / 1 JULY 2016 TO 30 JUNE 2017

	BESKRYWING / DESCRIPTION	2015/2016 Exc. Vat R.cc	2016/2017 Exc. Vat R.cc	2016/2017 VAT R.cc	2016/2017 Incl. Vat R.cc	% change																																																																																										
Nota/Note	Tariff (1.2.2.4) is only available for the following customers 1. Registered Educational Institutions (Colleges)/Public Schools 2. Churches and Places of Worship 3. Registered Welfare Organisations 4. Old Age Homes 5. Registered Sport Clubs 6. Bulk Rural (Agriculture) or Residential connections with more than 2 (two) private submeters, note erven that are zoned for residential use only																																																																																															
1.2.2.5	Small Power Users 5: Three Phase (NMD ≤ 1MVA at 400/11000V) Energy Charge (R/kWh)	1.14	1.23	0.17	1.40	7.64																																																																																										
Nota/Note	Tariff (1.2.2.5) is only available to bulk residential connections with more than 2 (two) private submeters, note erven that are zoned for residential use only with no consent use.																																																																																															
1.2.2.6	Large Power Users 1: Three Phase (NMD >70kVA at 400/11000V) Energy Charge (R/kWh) Maximum Demand Charge (R/kVA/month) 400V Low Voltage, or Maximum Demand Charge (R/kVA/month) 11 000V Medium Voltage Service Charge (R/month) Or Service Charge (R/day), Minimum Demand Charge (kVA)	0.96 125.00 114.04 521.93 17.16	1.03 135.00 123.00 560.00 18.41	0.14 18.90 17.22 78.40 2.58	1.17 153.90 140.22 638.40 20.99 25kVA	7.64 8.00 7.86 7.29 7.29																																																																																										
1.2.2.7	Large Power Users 2: Time of Use / Three Phase (NMD >1MVA at 11000V)																																																																																															
Nota/Note	Metering infrastructure - The consumer to bear the full cost of upgrading existing infrastructure to allow for TOU & AMR metering.																																																																																															
	Energy Charge (R/kWh) - High season (June - August) - Peak	3.65	3.93	0.55	4.48	7.64																																																																																										
	Energy Charge (R/kWh) - High season (June - August) - Standard	1.06	1.14	0.16	1.30	7.64																																																																																										
	Energy Charge (R/kWh) - High season (June - August) - Off-peak	0.58	0.62	0.09	0.71	7.65																																																																																										
	Energy Charge (R/kWh) - Low season (September - May) - Peak	1.14	1.23	0.17	1.40	7.64																																																																																										
	Energy Charge (R/kWh) - Low season (September - May) - Standard	0.79	0.85	0.12	0.96	7.64																																																																																										
	Energy Charge (R/kWh) - Low season (September - May) - Off-peak	0.50	0.54	0.08	0.61	7.65																																																																																										
	Reactive Energy Charge (R/kVArh)	0.16	0.17	0.02	0.19	7.65																																																																																										
	Capacity Charge (R/kVA/month)	27.41	29.50	4.13	33.64	7.64																																																																																										
	Demand Charge (R/kVA/month)	34.34	36.96	5.17	42.14	7.64																																																																																										
	Service Charge (R/day)	289.81	312.00	43.68	355.68	7.66																																																																																										
Nota/Note	Energy Charges - See time of use periods below Any public holiday will be treated as the day of the week on which it falls. (Includes ESKOM electrification and rural network subsidy & ancillary service charges) Reactive Energy Charge - Supplied in excess of 30% (0,96 PF) of kWh recorded during peak and standard periods. The excess reactive energy is determined per 30-minute integrating period and accumulated for the month and will only be applicable during the high-demand season. Capacity Charge - Payable each month and is based on the annual utilised capacity -Notified Maximum Demand (NMD). This charge is applicable during all time periods. (Includes ESKOM capacity, transmission & urban low voltage subsidy charges) Demand Charge - Payable for each kVA of the maximum chargeable demand supplied during peak and standard periods. Service Charge - Based on, and payable for, the monthly utilised capacity of each premise linked to an account. (Includes ESKOM administration & services charges)																																																																																															
	<table border="1"> <thead> <tr> <th rowspan="2">Time Periods</th> <th colspan="3">High Season (3 months) June - August</th> <th colspan="3">Low Season (9 months) September - May</th> </tr> <tr> <th>Weekdays</th> <th>Saturdays</th> <th>Sundays</th> <th>Weekdays</th> <th>Saturdays</th> <th>Sundays</th> </tr> </thead> <tbody> <tr> <td>00:00 - 06:00</td> <td>Off-peak</td> <td>Off-peak</td> <td>Off-peak</td> <td>Off-peak</td> <td>Off-peak</td> <td>Off-peak</td> </tr> <tr> <td>06:00 - 07:00</td> <td>Peak</td> <td>Off-peak</td> <td>Off-peak</td> <td>Standard</td> <td>Off-peak</td> <td>Off-peak</td> </tr> <tr> <td>07:00 - 09:00</td> <td>Peak</td> <td>Standard</td> <td>Off-peak</td> <td>Peak</td> <td>Standard</td> <td>Off-peak</td> </tr> <tr> <td>09:00 - 10:00</td> <td>Standard</td> <td>Standard</td> <td>Off-peak</td> <td>Peak</td> <td>Standard</td> <td>Off-peak</td> </tr> <tr> <td>10:00 - 12:00</td> <td>Standard</td> <td>Standard</td> <td>Off-peak</td> <td>Standard</td> <td>Standard</td> <td>Off-peak</td> </tr> <tr> <td>12:00 - 17:00</td> <td>Standard</td> <td>Off-peak</td> <td>Off-peak</td> <td>Standard</td> <td>Off-peak</td> <td>Off-peak</td> </tr> <tr> <td>17:00 - 18:00</td> <td>Peak</td> <td>Off-peak</td> <td>Off-peak</td> <td>Standard</td> <td>Off-peak</td> <td>Off-peak</td> </tr> <tr> <td>18:00 - 19:00</td> <td>Peak</td> <td>Standard</td> <td>Off-peak</td> <td>Peak</td> <td>Standard</td> <td>Off-peak</td> </tr> <tr> <td>19:00 - 20:00</td> <td>Standard</td> <td>Standard</td> <td>Off-peak</td> <td>Peak</td> <td>Standard</td> <td>Off-peak</td> </tr> <tr> <td>20:00 - 22:00</td> <td>Standard</td> <td>Off-peak</td> <td>Off-peak</td> <td>Standard</td> <td>Off-peak</td> <td>Off-peak</td> </tr> <tr> <td>22:00 - 24:00</td> <td>Off-peak</td> <td>Off-peak</td> <td>Off-peak</td> <td>Off-peak</td> <td>Off-peak</td> <td>Off-peak</td> </tr> </tbody> </table>	Time Periods	High Season (3 months) June - August			Low Season (9 months) September - May			Weekdays	Saturdays	Sundays	Weekdays	Saturdays	Sundays	00:00 - 06:00	Off-peak	Off-peak	Off-peak	Off-peak	Off-peak	Off-peak	06:00 - 07:00	Peak	Off-peak	Off-peak	Standard	Off-peak	Off-peak	07:00 - 09:00	Peak	Standard	Off-peak	Peak	Standard	Off-peak	09:00 - 10:00	Standard	Standard	Off-peak	Peak	Standard	Off-peak	10:00 - 12:00	Standard	Standard	Off-peak	Standard	Standard	Off-peak	12:00 - 17:00	Standard	Off-peak	Off-peak	Standard	Off-peak	Off-peak	17:00 - 18:00	Peak	Off-peak	Off-peak	Standard	Off-peak	Off-peak	18:00 - 19:00	Peak	Standard	Off-peak	Peak	Standard	Off-peak	19:00 - 20:00	Standard	Standard	Off-peak	Peak	Standard	Off-peak	20:00 - 22:00	Standard	Off-peak	Off-peak	Standard	Off-peak	Off-peak	22:00 - 24:00	Off-peak	Off-peak	Off-peak	Off-peak	Off-peak	Off-peak					
Time Periods	High Season (3 months) June - August			Low Season (9 months) September - May																																																																																												
	Weekdays	Saturdays	Sundays	Weekdays	Saturdays	Sundays																																																																																										
00:00 - 06:00	Off-peak	Off-peak	Off-peak	Off-peak	Off-peak	Off-peak																																																																																										
06:00 - 07:00	Peak	Off-peak	Off-peak	Standard	Off-peak	Off-peak																																																																																										
07:00 - 09:00	Peak	Standard	Off-peak	Peak	Standard	Off-peak																																																																																										
09:00 - 10:00	Standard	Standard	Off-peak	Peak	Standard	Off-peak																																																																																										
10:00 - 12:00	Standard	Standard	Off-peak	Standard	Standard	Off-peak																																																																																										
12:00 - 17:00	Standard	Off-peak	Off-peak	Standard	Off-peak	Off-peak																																																																																										
17:00 - 18:00	Peak	Off-peak	Off-peak	Standard	Off-peak	Off-peak																																																																																										
18:00 - 19:00	Peak	Standard	Off-peak	Peak	Standard	Off-peak																																																																																										
19:00 - 20:00	Standard	Standard	Off-peak	Peak	Standard	Off-peak																																																																																										
20:00 - 22:00	Standard	Off-peak	Off-peak	Standard	Off-peak	Off-peak																																																																																										
22:00 - 24:00	Off-peak	Off-peak	Off-peak	Off-peak	Off-peak	Off-peak																																																																																										
Nota/Note	Customers who lower their Notified Maximum Demand (NMD), to save on these charges, will be allowed to do so subject to the following: 1. Only one lowering NMD allowed per financial year. 2. The capacity that is given up will not be reserved for the customer only, but utilized by the municipality as and when required. 3. When the customer wants to take up that capacity sometime in the future, he/she will be required to pay the Network Capital Contribution at the time MINUS the Network Capital Contribution at the time when the capacity was given up. 4. The abovementioned arrangement (3) will be valid for a period of three years. After this period, customers will have to pay the full Network Capital Contribution for any increase of his / her NMD.																																																																																															

TARIEWE VIR DIE JAAR / TARIFFS FOR THE YEAR
1 JULIE 2016 TOT 30 JUNIE 2017 / 1 JULY 2016 TO 30 JUNE 2017

	BESKRYWING / DESCRIPTION	2015/2016 Exc. Vat R.cc	2016/2017 Exc. Vat R.cc	2016/2017 VAT R.cc	2016/2017 Incl. Vat R.cc	% change
1.2.3	Agreement Tariffs Apply charges/tariffs as per contractual agreement					
1.2.4	Principles for the resale of electricity					
<i>Nota/Note</i>	<i>a) The tariff, rates and charges at which and the conditions of sale under which electricity is thus resold shall not be less favourable to the purchaser than those that would have been payable and applicable had the purchaser been supplied directly with electricity by the Municipality. Every reseller shall furnish the purchaser with monthly accounts that are at least as detailed as the relevant billing information details provided by the Municipality to its electricity consumers.</i> <i>b) The electricity resold shall be measured by a submeter of a type which has been approved by</i>					
1.2.5	Departemental Tariffs (Municipal Service Connections)					
1.2.5.1	Conventional/Pre-payment: Energy Charge (R/kWh) (includes kVA)	1.36	1.46	0.20	1.67	7.64
1.2.5.2	Public lighting: Energy Charge (R/kWh)	1.17	1.26	0.18	1.44	7.64
1.2.5.3	Public lighting (No measurement of electricity): (R/unit/month)	65.79	70.00	9.80	79.80	6.40
1.2.6	Illuminated road and advertisement signs - (R/unit/month)	65.79	70.00	9.80	79.80	6.40
1.2.7	Illuminated phone booths - (R/unit/month)	65.79	70.00	9.80	79.80	6.40
1.2.8	Availability Charges (Per maand/Per month)					
1.2.8.1	Residential	184.21	197.37	27.63	225.00	7.14
1.2.8.2	Commercial	456.14	491.23	68.77	560.00	7.69
1.3	NEW, UPGRADE OF, TEMPORARY & SPECIAL SERVICE CONNECTIONS					
<i>Nota/Note</i>	<i>a) All applications subject to normal energy constraints as may required by ESKOM, DME and the Municipality applicable at the time of application.</i> <i>b) Successful applications for new/upgrade connections will depend on the ability of developer/owner to proof that energy efficiency measures for development was implemented. The requirements for this energy efficiency will be as published by DME as part of the Power Conservation Programme.</i>					
1.3.1	Residential: Single Phase (230V) 60 ampere, per supply point					
1.3.1.1	Cable connection to erf in established LV reticulation area where the cable must be laid from the existing network to the erf boundary. The applicable charge to be determined according to Tariff (1.3.2), provided that the estimated charge or final actual cost does not exceed the subsidised rate of * The Customer to provide and install the approved cable joint, in cable-reticulated areas, which will remain the responsibility of the consumer after energizing the service.	9 210.53	9 824.56	1 375.44	11 200.00	6.67
1.3.1.2	Cable connection to erf where the required cable has already been laid up to the boundary of the erf. Tariff includes a pre-payment meter with standardized base and load control unit. The Customer to provide and install the approved cable joint, in cable-reticulated areas, which will remain the responsibility of the consumer after energizing the service. (Subsidised charge).	3 026.32	2 192.98	307.02	2 500.00	-28%
1.3.1.3	Overhead bundle/concentric conductor connection (maximum 60 amperes with prepaid metering). The connection will in all cases be made from the Municipality's connection point to the nearest corner of the dwelling, provided that this connection will only be available for informal and low-cost housing where approved by the Manager: Electro-Technical Services. Tariff includes pre-payment meter with standardized base, ready bord & overhead cable installation from network to dwelling.	3 815.79	4 070.18	569.82	4 640.00	6.67
1.3.1.4	Additional metering point (Granny flat) on existing serviced erf, maximum of 2 (two) meters per erf. Only in cases where consideration of distance or voltage drop & network loads is such that in the opinion of the Manager: Electro-Technical Services, additional connections are justified, such additional connections may be provided. Tariff includes Pre-payment meter and load control unit. Upgrade of NMD's are not allowed.	2 675.44	2 850.88	399.12	3 250.00	6.56
1.3.1.5	Replacement of an existing single-phase overhead connection with a cable connection up to the erf boundary, at the request of the consumer. The applicable charge to be determined according to Tariff (1.3.2), provided that the estimated charge or final actual cost does not exceed the subsidised rate of * The Consumer to provide and install the approved cable joint, in cable-reticulated areas, which will	5 500.00	5 864.04	820.96	6 685.00	6.62
1.3.1.6	Voluntary change over from conventional to prepayment meter or supply of individual metering in residential developments (existing serviced erven, preparation completed by consumers contractor).(subsidised: actual cost R 915.90)	500.00	533.33	74.67	608.00	6.67

TARIEWE VIR DIE JAAR / TARIFFS FOR THE YEAR
1 JULIE 2016 TOT 30 JUNIE 2017 / 1 JULY 2016 TO 30 JUNE 2017

	BESKRYWING / DESCRIPTION	2015/2016 Exc. Vat R.cc	2016/2017 Exc. Vat R.cc	2016/2017 VAT R.cc	2016/2017 Incl. Vat R.cc	% change
1.3.1.7 <i>Nota/Note</i>	Supply of load control relay for existing erven (installation to be done by consumers contractor) <i>Tariff (1.3.1.7) is only applicable to residential erven in the following cases: Premises with an existing service without any load control relays installed, where a new or additional geyser/s are installed (element heated), when the consumer applies for a current capacity upgrade to the erf. (Air conditioners, under floor heating, swimming pool pumps and other heavy load appliances and equipment are also required to be connected to a load control relay). Tariff (1.3.1.7) do not apply to residential units that utilize solar heated geysers without element heaters</i>	526.32	561.40	78.60	640.00	6.67
1.3.2 <i>Nota/Note</i>	All other, at cost plus (%) <i>For all other connections, upgrades or services which the Municipality may undertake at the request of a consumer or other body and for which no charge has been determined in this Tariff document, the charge will be the cost to the Municipality of all actual expenses, including material, labour, supervision, transport, the use of plant and equipment, plus a surcharge on such amount in respect of overhead expenses and administration. Deposit, payable in advance, equal to estimated expenses supplied on application basis.</i>	15%	15%		15%	
1.3.3 <i>Nota/Note</i>	Network Capital Contributions (NCC) <i>A one-off contribution for the electricity capacity requested for new developments and consumer upgrades (existing serviced erven where requested capacity is greater than the original designed or installed capacity) also applicable to scheme amendments, subdivision or consent use. The after-diversified maximum demand (ADMD) for each erven is used in network designs for township development, scheme amendment and service connection upgrades.</i> <i>(a) The ADMD is determined by the Town-planning Scheme and is as follows:</i> <i>(i) Residential (on which only one or, at the most two, dwelling-units per erf, may be erected), Multiple Residential, Agricultural or Special and Undetermined, for a specific use which, in the opinion of the Manager: Electro-Technical Services is in accordance with Residential.</i> <i>Lifeline 2 kVA ADMD per potential dwelling</i> <i>Low cost housing 3,5 kVA ADMD per potential dwelling</i> <i>Standard residential 5 kVA ADMD per potential dwelling</i> <i>High residential 7 kVA ADMD per potential dwelling</i> <i>Very high residential 9 kVA ADMD per potential dwelling</i> <i>Very high residential Three-phase connections or upgrade of existing single phase connection to three phase. Assume that the ADMD for a three-phase connection is 3 times that of a single-phase connection.</i> <i>(ii) Commercial and all non residential applications</i> <i>ADMD per erf = Notified Maximum Demand (NMD) requested by owner/developer. The NMD's of existing serviced erven are equal to the installed capacity or as per service agreement.</i> <i>(b) Determining charges</i> <i>The NCC charge is finally determined by the actual level at which the development connects to the supply system. The charge is calculated as follows:</i> <i>C = (Dn - De) X</i> <i>Where C = Network Capital Contribution charge payable in rand</i> <i>Dn = Sum of new ADMDs in kVA</i> <i>De = Sum of existing ADMDs in kVA</i> <i>X = Contribution per kVA at connection level as indicated below</i> <i>(c) Contributions</i> <i>The Network Capital Contributions charges must be such as to cover the capital liabilities incurred or to be incurred by the Municipality in supplying the distribution and/or reticulation network to increase the capacity to the premises or group of premises. The contributions per kVA at the different connection levels are as follows:</i>					
1.3.3.1	Low-voltage connections					
1.3.3.1.1	For connections made at a metering or distribution cubicle, per kVA	2 627.19	2 802.63	392.37	3 195.00	6.68
1.3.3.1.2	For connections made to the low voltage distribution network, per kVA	2 359.65	2 513.16	351.84	2 865.00	6.51
1.3.3.1.3	For connections made to the low voltage busbars within miniature and communal substations, per	1 929.83	2 057.02	287.98	2 345.00	6.59
1.3.3.2	Medium-voltage connections*					
1.3.3.2.1	For connections made to the medium voltage distribution network, per kVA	1 697.37	1 811.40	253.60	2 065.00	6.72
1.3.3.2.2	For connections made to the medium voltage distribution network, taken directly from the 11kV	1 548.25	1 649.12	230.88	1 880.00	6.52
1.3.3.2.3 <i>Nota/Note</i>	For connections made to the medium voltage distribution network, taken directly from the 11kV <i>*(Tariff 1.3.3.2.1 - 3) When required the consumer to bear the full cost of all ESKOM charges for the NMD increase applicable to the application</i>	1 188.60	1 267.54	177.46	1 445.00	6.64
1.3.4	Temporary and Special Connections					
1.3.4.1	Temporary bypass of current limiters with no major modifications to supply point (1-3 days), per supply point	333.33	355.26	49.74	405.00	6.58
1.3.4.2	Hire out of temporary supply points (if available) at Special Public Venues, also applicable to existing supply points (Church Square) 1 - 7 days maximum					
1.3.4.2.1	Deposit* on equipment, padlocks, keys, per unit plus	1 052.63	1 122.81	157.19	1 280.00	6.67
1.3.4.2.2 <i>Nota/Note</i>	Energy Charge (R/kWh) <i>*Deposit may be refunded if equipment is returned in satisfactory condition and consumption fees Supply points shall be single phase with ready board and 40 ampere current limiter installed in a pillar-complete with a 75m (maximum) supply cable, padlocks & keys</i>	1.61	1.75	0.25	2.00	8.70
1.3.4.3	Connection fee for phone booths, illuminated signs, etc. on existing streetlighting network, per point	682.46	728.07	101.93	830.00	6.68

TARIEWE VIR DIE JAAR / TARIFFS FOR THE YEAR
1 JULIE 2016 TOT 30 JUNIE 2017 / 1 JULY 2016 TO 30 JUNE 2017

	BESKRYWING / DESCRIPTION	2015/2016 Exc. Vat R.cc	2016/2017 Exc. Vat R.cc	2016/2017 VAT R.cc	2016/2017 Incl. Vat R.cc	% change
1.4	PENALTIES: UNAUTHORISED CONNECTIONS, DAMAGE & TAMPERING WITH ELECTRICITY					
1.4.1	Residential (Single Phase - 230V)					
1.4.1.1	First offence / Effective disconnection of electricity supply*	3 268.42	3 758.77	526.23	4 285.00	15.00
<i>Nota/Note</i>	<i>(50% of the fine is payable in advance before the service supply will be reconnected. The remaining balance will be recovered in two instalments over a period of two months. If the consumer fails to pay the instalments strictly over this period, the supply to the premises will again be disconnected. Hereafter the consumer is compelled to pay the full outstanding amount in arrears, before the service supply will be reconnected). In cases where evidence is found of illegal electricity connections, the consumer will be liable for the illegal energy that was consumed.</i>					
1.4.1.2	Second offence / Effective disconnection of electricity supply*	6 536.84	7 517.54	1 052.46	8 570.00	15.00
<i>Nota/Note</i>	<i>(50% of the fine is payable in advance before the service supply will be reconnected. The remaining balance will be recovered in two instalments over a period of two months. If the consumer fails to pay the instalments strictly over this period, the supply to the premises will again be disconnected. Hereafter the consumer is compelled to pay the full outstanding amount in arrears, before the service supply will be reconnected). In cases where evidence is found of illegal electricity connections, the consumer will be liable for the illegal energy that was consumed.</i>					
1.4.1.3	Third offence / Total disconnection of electricity supply (removal of service connection to the erf)*	9 805.26	11 276.32	1 578.68	12 855.00	15.00
<i>Nota/Note</i>	<i>*Before the supply to the erf is restored: In the above tariffs 1.4.1.1, 1.4.1.2 and 1.4.1.3 the consumer will be held accountable for the full payment of effective disconnection & reconnection of service supply due to tampered metering equipment or illegal wiring connections. The consumer is additionally responsible for the full payment of the actual cost for the replacement & upgrade to a split pre-payment meter and service cable (if it was found that the service cable was damaged due to tampering and illegal connections). In cases where evidence is found of illegal electricity connections, the consumer will be liable for the illegal energy that was consumed. For tariff 1.4.1.3 the consumer has to re - apply for a new service connection (the full cost is payable in advance).</i>					
1.4.2	Residential (Three Phase - 400V), Commercial & Industrial (Bulk)					
1.4.2.1	First offence / Effective disconnection of electricity supply*	5 043.86	5 789.47	810.53	6 600.00	14.78
1.4.2.2	Second offence / Effective disconnection of electricity supply*	10 087.72	11 578.95	1 621.05	13 200.00	14.78
1.4.2.3	Third offence / Total disconnection of electricity supply (removal of service connection to the erf)*	15 131.58	17 368.42	2 431.58	19 800.00	14.78
<i>Nota/Note</i>	<i>*Before the supply to the erf is restored: In the above tariffs 1.4.2.1, 1.4.2.2 and 1.4.2.3 the consumer will be held accountable for the full payment of effective disconnection & reconnection of service supply due to tampered metering equipment or illegal wiring connections. The consumer is additionally responsible for the full payment of the actual cost for the replacement & upgrade to a split pre-payment meter (where applicable) and service cable (if it was found that the service cable was damaged due to tampering and illegal connections). In cases where evidence is found of illegal electricity consumption, the consumer will be liable for the illegal energy that was consumed. For tariff 1.4.2.3 the consumer has to re - apply for a new service connection (the full cost is payable in advance)</i>					
1.4.3	Load Control Equipment:					
1.4.3.1	Illegal disconnection of Load Control Equipment, per occurrence	1 769.39	2 035.09	284.91	2 320.00	15.02
1.4.3.2	Refusal to accept unit per month or part thereof	235.04	270.18	37.82	308.00	14.95
1.5	SERVICES RENDERED					
<i>Nota/Note</i>	<i>Only applications from legal owners will be processed or where the owner issued a letter of consent to authorize a person to act on his behalf.</i>					
1.5.1	Minor work at Customer(s) premises, per occasion*					
1.5.1.1	Effective disconnection of electricity supply & reconnection after disconnection on request from a registered contractor.*	270.18	289.47	40.53	330.00	7.14
1.5.1.2	Effective disconnection of electricity supply & reconnection after disconnection due to default of service accounts.* / **	270.18	289.47	40.53	330.00	7.14
1.5.1.3	Reconnection of low voltage supplies (power failures, repair blown fuses, etc). Payable if found due to consumers default.**	270.18	289.47	40.53	330.00	7.14
1.5.1.4	Services not ready for connection after installation forms submitted by Contractor.	270.18	289.47	40.53	330.00	7.14
1.5.1.5	Special meter readings at consumers request.	270.18	289.47	40.53	330.00	7.14
1.5.1.6	Inspection of an metering installation or site visit by an Vending Systems Technician at consumers request. Payable if found due to consumers default. **	270.18	289.47	40.53	330.00	7.14
1.5.1.7	Above ground cable locating of customers service connection	270.18	289.47	40.53	330.00	7.14
1.5.2	Any of the above site visits conducted <u>after hours</u> , per occasion* / **	469.30	504.39	70.61	575.00	7.48
<i>Nota/Note</i>	<i>* one occasion is a disconnection and the associated reconnection even if two visits are required</i>					
	<i>** Free of charge for Municipal Rental units</i>					
1.5.3.1	Effective disconnection (removal) of an illegally connected supply or unauthorised relocation of metering, per connection	1 144.74	1 219.30	170.70	1 390.00	6.51
1.5.3.2	Effective disconnection of electricity supply & reconnection due to illegal tampering to service supply installation and / or metering equipment, per occasion.	270.18	289.47	40.53	330.00	7.14
1.5.4	MV switching on Council's equipment for consumers, per visit	2 460.53	2 622.81	367.19	2 990.00	6.60
1.5.5	Change of Current Limiters: Single & Three Phase (10 - 100 ampere), per supply point					
1.5.5.1	Conventional meters: Single Phase	510.53	543.86	76.14	620.00	6.53
1.5.5.2	Conventional meters: Three Phase	1 254.39	1 337.72	187.28	1 525.00	6.64
1.5.5.3	Prepayment meters	270.18	289.47	40.53	330.00	7.14
1.5.6	Provision of monthly load profile reports requiring a site visit, per month	468.42	500.00	70.00	570.00	6.74
<i>Nota/Note</i>	<i>Data to be submitted via email in a recognizable format</i>					
1.5.7	Metering accuracy investigation, per meter: May be refunded if accuracy is outside metering class	705.26	614.04	85.96	700.00	-12.93

TARIEWE VIR DIE JAAR / TARIFFS FOR THE YEAR
1 JULIE 2016 TOT 30 JUNIE 2017 / 1 JULY 2016 TO 30 JUNE 2017

	BESKRYWING / DESCRIPTION	2015/2016 Exc. Vat R.cc	2016/2017 Exc. Vat R.cc	2016/2017 VAT R.cc	2016/2017 Incl. Vat R.cc	% change
2	WATER					
2.1	CONSUMER SERVICE DEPOSITS					
a	Residensieël / Residential	250.00	250.00		250.00	0.00
b	Besighede en Industrieël / Businesses and Industrial	250.00	250.00		250.00	0.00
c	Ander/Other	250.00	250.00		250.00	0.00
2.2	BASIESE HEFFING/BASIC CHARGE <i>(Per aansluiting/meter per maand //Per connection/meter per month</i>					
a	Residensieël / Residential	0.00	0.00	0.00	0.00	
b	Sportklubs/ Opvoedkundig/ Institute en Kerke / Sport clubs/ Educational/ Institutions and Churches	7.46	7.89	1.11	9.00	5.83
c	Besigheid/Handel // Business/Commerce	100.00	105.26	14.74	120.00	5.26
d	Aansluiting groter as / Connection greater than:- 149 mm	114.91	122.81	17.19	140.00	6.87
2.3	WATER CONSUMPTION					
2.3.1	Residensieël / Residential					
	0 - 6 KI	6.53	3.51	0.49	4.00	-46.27
	7 - 10 KL (New Break)	6.53	3.51	0.49	4.00	-46.27
	11 - 20 KI	6.53	6.14	0.86	7.00	-5.97
	21 - 40 KI	7.18	7.89	1.11	9.00	9.95
	41 - 80 KI	7.89	10.53	1.47	12.00	33.41
	81 - 120 KI	9.01	19.30	2.70	22.00	114.19
	121 - 160 KI	9.92	19.30	2.70	22.00	94.54
	161 - 200 KI	10.92	19.30	2.70	22.00	76.72
	201 - 300 KI	11.99	19.30	2.70	22.00	60.95
	301 + KI	13.19	19.30	2.70	22.00	46.31
Nota/Note	<i>Steps will be recalculated depending on consumption period</i>					
2.3.1.1	KORTING / REBATE					
a	First KI per month per household				6 KI	
b	plus additional KI for indigent households				4 KI	
Nota	Deernis Korting / Indigent Rebate <i>Waar die totale huishoudelike inkomste per maand is:</i> <i>Where the total household revenue per month is:</i>					
a	<i>Pensionaris/Pensioners//Ongeskik/Disability // Child-headed households</i> <i>R 0 - R 4 500 (Government pension)(Pensioners 55 years and older)</i>					
b	<i>Algemeen/General</i> <i>R 0 - R 4 500</i>					
2.3.2	Kommersieël / Commercial					
	0 - 20 KI	7.76	8.23	1.15	9.38	6.03
	21 - 40 KI	8.40	8.90	1.25	10.15	5.99
	41 - 60 KI	9.22	9.77	1.37	11.14	5.99
	61 - 100 KI	10.34	10.96	1.53	12.49	5.96
	101 - 150 KI	10.76	11.40	1.60	13.00	5.98
	151 - 300 KI	9.29	10.68	1.50	12.18	15.01
	301 - 600 KI	7.98	9.18	1.28	10.46	14.98
	601 - 1200KI	6.99	8.04	1.12	9.16	14.95
	1201 + KI	6.43	7.39	1.04	8.43	15.00
Nota/Note	<i>Steps will be recalculated depending on consumption period</i>					
2.3.3	Sportklubs/Sport Clubs	2.24	3.51	0.49	4.00	56.64
2.3.4	Opvoedkundig (Skole en Kolleges)/Educational (schools and Colleges)	2.12	3.51	0.49	4.00	65.51
Nota/Note	<i>Uitgesluit private skole/kolleges/Excluding private schools/colleges</i>					
2.3.5	Welsyn en Oueteuise/Welfare and Old Age Homes	1.77	3.51	0.49	4.00	98.24
2.3.6	Kerke/Churches	1.77	3.51	0.49	4.00	98.24
Nota/Note	<i>(Pastorie uitgesluit indien verbruik apart gemeter word //</i> <i>Excludes rectory if consumption metered separately)</i>					

TARIEWE VIR DIE JAAR / TARIFFS FOR THE YEAR
1 JULIE 2016 TOT 30 JUNIE 2017 / 1 JULY 2016 TO 30 JUNE 2017

	BESKRYWING / DESCRIPTION	2015/2016 Exc. Vat R.cc	2016/2017 Exc. Vat R.cc	2016/2017 VAT R.cc	2016/2017 Incl. Vat R.cc	% change
2.3.7	Munisipaal / Municipal	7.25	3.51	0.49	4.00	-51.60
2.3.8	Brandbestryding / Fire Fighting	8.23	3.51	0.49	4.00	-57.37
2.3.9	Besproeiing / Irrigation					
2.3.9.1	Gesuiwerde / Purified					
	0 - 300 KI	7.07	7.89	1.11	9.00	11.67
	301 - 600 KI	7.66	7.89	1.11	9.00	3.06
	601 + KI	8.33	7.89	1.11	9.00	-5.23
2.3.9.2	Ongesuiwer / Non-purified	1.02	1.14	0.16	1.30	11.80
2.3.9.3	Ongesuiwer en ongemeet per 20 minute of gedeelte daarvan / Non-purified and unmetered per 20 minutes or part thereof	452.82	508.77	71.23	580.00	12.36
Nota/Note	<i>Per ses maande//Per six months</i>					
2.3.10	Geen meter geïnstalleer / No installed meter <i>(Hef vaste verbruik van kiloliter per maand van: // Levy fixed consumption of kiloliter per month of:)</i>					
a	Residensieël/Residential	16			18	12.50
b	Staankraan (gemeenskaplike verbruik) /	10			10	0.00
c	Kommersieël / Commercial	30			30	0.00
2.3.10.1	KORTING / REBATE					
a	First KL per month per household				6 KI	
b	plus additional KL for indigent households				4 KI	
2.3.11	Availability Charges (Per maand/Per month)					
a	Residential	85.09	87.72	12.28	100.00	3.09
b	Commercial	164.04	175.44	24.56	200.00	6.95
2.4	WATER RESTRICTION TARIFFS					
2.4.1	Residensieël / Residential					
	0 - 6 KI	6.53	3.51	0.49	4.00	-46.27
	7 - 10 KI	6.53	3.51	0.49	4.00	-46.27
	11 - 20 KI	6.53	6.14	0.86	7.00	-5.97
	21 - 25 KI	7.18	7.89	1.11	9.00	9.95
	26 - 40 KI	10.77	13.16	1.84	15.00	22.17
	41 - 80 KI	11.84	18.42	2.58	21.00	55.58
	81 - 120 KI	13.52	28.95	4.05	33.00	114.11
	121 - 160 KI	14.88	28.95	4.05	33.00	94.54
	161 - 200 KI	16.38	28.95	4.05	33.00	76.72
	201 - 300 KI	17.99	28.95	4.05	33.00	60.91
	301 + KI	19.79	28.95	4.05	33.00	46.27
2.4.1.1	Korting / Rebate:					
a	First KL per month per residential meter connection				6 KI	
b	plus additional KL for indigent households				4 KI	
Nota/Note	<i>Steps will be recalculated depending on consumption period</i>					
2.4.2	Kommersieël / Commercial					
	0 - 20 KI	7.76	8.23	1.15	9.38	6.03
	21 - 40 KI	12.60	13.36	1.87	15.23	6.03
	41 - 60 KI	13.83	14.66	2.05	16.71	5.99
	61 - 100 KI	15.51	16.44	2.30	18.74	5.99
	101 - 150 KI	16.14	17.11	2.39	19.50	5.98
	151 - 300 KI	13.94	16.04	2.24	18.28	15.03
	301 - 600 KI	11.97	13.76	1.93	15.69	14.98
	601 - 1200KI	10.49	12.06	1.69	13.75	14.98
	1201 + KI	9.65	11.10	1.55	12.65	14.99
Nota/Note	<i>Steps will be recalculated depending on consumption period</i>					
2.4.3	All other water tariffs				x 1.5	

TARIEWE VIR DIE JAAR / TARIFFS FOR THE YEAR
1 JULIE 2016 TOT 30 JUNIE 2017 / 1 JULY 2016 TO 30 JUNE 2017

	BESKRYWING / DESCRIPTION	2015/2016 Exc. Vat R.cc	2016/2017 Exc. Vat R.cc	2016/2017 VAT R.cc	2016/2017 Incl. Vat R.cc	% change
2.5	WATERVOORSIENING / WATER SUPPLY					
2.5.1	AANSLUITINGSFOOIE / CONNECTION FEES <i>(Slegs hoofpyp tot by erf grens / Main pipe to erf boundary only)</i>					
2.5.1.1	Ongedienste erwe / Unserviced erven					
a	15 mm Aansluiting / Connection	3 894.74	3 508.77	491.23	4 000.00	-9.91
b	20 mm Aansluiting / Connection	4 166.67	4 385.96	614.04	5 000.00	5.26
c	25 mm Aansluiting / Connection	5 750.88	6 140.35	859.65	7 000.00	6.77
d	40 mm Aansluiting / Connection	6 136.84	7 017.54	982.46	8 000.00	14.35
e	Aansluiting groter as / Connection greater than 40 mm: Deposito (vooruitbetaalbaar) / Deposit (payable in advance) Werklike koste / Actual cost: - plus	7 684.21	8 771.93	1 228.07	10 000.00 10.00%	14.16
2.5.1.2	Gedienste erwe en privaaton ontwikkeling of vergroting van aansluiting / Served erven and private development or increased connection					
a	15 mm Aansluiting / Connection	1 758.77	1 754.39	245.61	2 000.00	-0.25
b	20 mm Aansluiting / Connection	1 947.37	2 192.98	307.02	2 500.00	12.61
c	25 mm Aansluiting / Connection	2 459.65	2 631.58	368.42	3 000.00	6.99
d	40 mm Aansluiting / Connection	3 984.21	4 385.96	614.04	5 000.00	10.08
e	Aansluiting groter as / Connection greater than 40 mm Deposito (vooruitbetaalbaar) / Deposit (payable in advance) Werklike koste / Actual cost: - plus	7 685.96	8 771.93	1 228.07	10 000.00 10.00%	14.13
2.5.1.3	Met onderverdeling / With sub division					
a	Deposito (vooruitbetaalbaar) / Deposit (payable in advance)	5 597.37	6 140.35	859.65	7 000.00	9.70
b	Werklike koste / Actual cost: - plus				10.00%	
c	Met minimum van / With minimum of	2 175.44	2 192.98	307.02	2 500.00	0.81
2.6	WATERMETERTOETSING / TESTING OF WATER METER					
2.6.1	Metertoets (deposito per meter) / Meter test (deposit per meter)	382.46	394.74	55.26	450.00	3.21
Nota/Note	<i>Die deposito sal slegs terugbetaalbaar wees indien gevind is dat die meter met 5 % of meer oor registreer // The deposit will only be refundable if found that the meter registers over with 5 % and more.</i>					
2.6.2	Toets van waterdruk / Testing of water pressure	421.93	438.60	61.40	500.00	3.95
2.6.3	Klagtes en besoeke / Complaints and visits					
a	Kantoorure / Office hours	421.93	438.60	61.40	500.00	3.95
b	Na-ure / After hours	715.79	657.89	92.11	750.00	-8.09
2.6.4	Verskuif van watermeter (versoek van verbruiker) // Moving of water meter (request of consumer)	948.25	877.19	122.81	1 000.00	-7.49
2.6.5	Vervanging van beskadigde/gesteelde meter // Replacement of damaged/stolen meter					
a	15 mm Aansluiting / Connection	720.18	657.89	92.11	750.00	-8.65
b	20 mm Aansluiting / Connection	864.91	877.19	122.81	1 000.00	1.42
c	25 mm Aansluiting / Connection	1 645.61	1 754.39	245.61	2 000.00	6.61
d	40 mm Aansluiting / Connection	3 974.56	4 385.96	614.04	5 000.00	10.35
e	Aansluiting groter as / Connection greater than 40 mm: Deposito (vooruitbetaalbaar) / Deposit (payable in advance) Werklike koste / Actual cost: - plus	4 964.91	5 263.16	736.84	6 000.00 10.00%	6.01
f	Slegs meterglas / Meter glass only	328.95	350.88	49.12	400.00	6.67
g	Slegs wyserplaat / Dial plate only					
g.1	15 mm Aansluiting / Connection	646.49	657.89	92.11	750.00	1.76
g.2	20 mm Aansluiting / Connection	720.18	789.47	110.53	900.00	9.62
g.3	25 mm Aansluiting / Connection	1 004.39	1 052.63	147.37	1 200.00	4.80
g.4	40 mm Aansluiting / Connection	1 638.60	1 754.39	245.61	2 000.00	7.07
g.5	50 mm Aansluiting / Connection	1 822.81	1 929.82	270.18	2 200.00	5.87
2.7	PENALTY FOR THEFT AND FRAUD					
a	Dubble the amount of the value of the consumption of the previous six months Plus: Assesment of unauthorised consumption	222.81	219.30	30.70	250.00	-1.58






















TARIEWE VIR DIE JAAR / TARIFFS FOR THE YEAR
1 JULIE 2016 TOT 30 JUNIE 2017 / 1 JULY 2016 TO 30 JUNE 2017

	BESKRYWING / DESCRIPTION	2015/2016 Exc. Vat R.cc	2016/2017 Exc. Vat R.cc	2016/2017 VAT R.cc	2016/2017 Incl. Vat R.cc	% change
3	VULLISVERWYDERING / REFUSE REMOVAL <i>Betaalbaar deur geregistreerde eienaar</i> <i>Payable by registered owner.</i>					
3.1	Residensieël/ Residential <i>Per huishouding/Woonstel//Per household/Flat</i> <i>1 X 240l Bin or 3 Black bags - 1 x per week</i>					
a	Per maand//Per month	137.28	145.61	20.39	166.00	6.07
b	Annual/Jaarliks	1 647.37	1 747.37	244.63	1 992.00	6.07
c	Flats/Sectional title units 50% of tariff 3.1 a or b					
Nota/Note	<i>Tariff 3.1 c will only apply if the total bins versus total flats/sectional title units is ≤50%, applicable the following billing run after application and/or request for the removal of the extra bins to comply.</i>					
3.1.1	Deernis Korting / Indigent Rebate <i>Waar die totale huishoudelike inkomste per maand is:</i> <i>Where the total household revenue per month is:</i>					
a	<i>Pensionaris/Pensioners//Ongeskik/Disability // Child-headed households</i> <i>R 0 - R 4 500 (Government pension)(Pensioners 55 years and older)</i>				100%	
b	<i>Algemeen/General</i> <i>R 0 - R 4 500</i>				50%	
3.2	Hostelle en Koshuise / Hostels					
a	Per maand//Per month	112.72	120.18	16.82	137.00	6.61
b	Annual/Jaarliks	1 352.63	1 442.11	201.89	1 644.00	6.61
Note	<i>1 X 240l Bin or 3 Black bags - 1 x per week</i>					
3.3	Woonpersele waar tuisnywerhede/besighede of beroepsbeoefening plaasvind / Residential homes used for home industries/businesses or career practices					
a	Per maand//Per month	175.44	185.96	26.04	212.00	6.00
b	Annual/Jaarliks	2 105.26	2 231.58	312.42	2 544.00	6.00
Note	<i>1 X 240l Bin or 3 Black bags - 1 x per week</i>					
3.4	Kommersieël 1 / Commercial 1 (Jaarliks/Annual)					
a	Een verwydering per week / One removal per week	2 537.72	2 689.47	376.53	3 066.00	5.98
b	Twee verwyderings per week/ Two removals per week	4 241.23	4 495.61	629.39	5 125.00	6.00
c	Drie verwyderings per week/ Three removals per week	5 929.82	6 285.09	879.91	7 165.00	5.99
d	Vier verwyderings per week/ Four removals per week	7 626.32	8 083.77	1 131.73	9 215.50	6.00
e	Vyf verwyderings per week/ Five removals per week	9 315.79	9 874.56	1 382.44	11 257.00	6.00
f	Ses verwyderings per week/ Six removals per week	11 003.51	11 663.16	1 632.84	13 296.00	5.99
g	Sewe verwyderings per week/ Seven removals per week	12 771.93	13 537.72	1 895.28	15 433.00	6.00
Nota/Not	<i>Per 240L drom of 3 X swart sakke</i>					
3.5	Kommersieël 2 / Commercial 2 <i>Tuisnywerhede en besighede wat vanaf 'n woning bedryf word.</i> <i>Die sonering van hierdie erwe bly onveranderd, maar vergunningsgebruik word toegestaan</i> <i>Slegs een verwydering per week.</i> <i>(weeklikse verwyderings) / maand</i> <i>(weekly removals)/ annually</i>					
	(weeklikse verwyderings) / maand	175.44	185.96	26.04	212.00	6.00
	(weekly removals)/ annually	2 105.26	2 231.58	312.42	2 544.00	6.00
Nota/Note	<i>240L wiel drom = 1 drom/ 240L wheeliebin = 1 drum</i> <i>770L wiel drom = 3 dromme/ 770L wheeliebin = 3 drums</i>					

TARIEWE VIR DIE JAAR / TARIFFS FOR THE YEAR
1 JULIE 2016 TOT 30 JUNIE 2017 / 1 JULY 2016 TO 30 JUNE 2017

	BESKRYWING / DESCRIPTION	2015/2016 Exc. Vat R.cc	2016/2017 Exc. Vat R.cc	2016/2017 VAT R.cc	2016/2017 Incl. Vat R.cc	% change
3.6	Spesiale verwyderings oor naweke/ Special removals on weekends					
	Per wieldrom/ Per weeliebin					
	Per 240L	78.95	350.88	49.12	400.00	344.43
	Minimum (6 wieldromme)	473.68	2 105.26	294.74	2 400.00	344.45
	Per 770L	235.09	1 052.63	147.37	1 200.00	347.76
	Minimum (2 wieldromme)	470.18	2 105.26	294.74	2 400.00	347.76
3.7	Sportklubs; Opvoedkundig (kleuterskole, skole en kolleges); Inrigtings en Ouetehuise; Kerke // Sport clubs; Educational (creche's, schools and colleges); Institutions and Old Age Homes; Churches/ (Jaarliks/Annual) <i>(Sluit pastorie in indien op dieselfde perseel as die kerk // Includes rectory if on same erf as the church)</i>					
a	Een verwydering per week / One removal per week	934.21	989.47	138.53	1 128.00	5.92
b	Twee verwyderings per week/ Two removals per week	1 504.39	1 593.86	223.14	1 817.00	5.95
c	Drie verwyderings per week/ Three removals per week	3 008.77	3 188.60	446.40	3 635.00	5.98
d	Vier verwyderings per week/ Four removals per week	4 010.53	4 250.88	595.12	4 846.00	5.99
e	Vyf verwyderings per week/ Five removals per week	4 991.23	5 290.35	740.65	6 031.00	5.99
f	Ses verwyderings per week/ Six removals per week	5 987.72	6 346.49	888.51	7 235.00	5.99
g	Sewe verwyderings per week/ Seven removals per week	6 986.84	7 405.26	1 036.74	8 442.00	5.99
Note/Not	<i>Per 240L drom of 3 X swart sakke</i>					
3.8	Munisipaal (departementeel) Jaarliks / Municipal (departmental) Annually	1 673.68	1 773.68	248.32	2 022.00	5.98
3.9	Availability Charges (Per maand/Per month)					
a	Residential	66.67	70.18	9.82	80.00	5.26
b	Commercial	133.33	149.12	20.88	170.00	11.84
3.10	Vervanging van wieldrom(me)/Replacement of wheeliebin(s)					
3.10.1	240L wieldrom/wheeliebin					
a	240L				Cost + 15%	
b	Eerste wieldrom/First wheeliebin				Free	
	Indien verlore, onherstelbaar beskadig, oninruilbaar, uitgedien					
	Vervang binne/Replace within:					
b	1 Jaar/Year	675.44	Scrap			
c	2 Jaar/Year	596.49	Scrap			
d	3 Jaar/Year	517.54	Scrap			
e	4 Jaar/Year	438.60	Scrap			
f	5 Jaar/Year	377.19	Scrap			
g	6 Jaar/Year	298.25	Scrap			
h	7 Jaar/Year	149.12	Scrap			
	Vervang na/Replace after:					
i	7 Jaar/Year	75.44	Scrap			
j	10 Jaar/Year					
3.10.2	770L wieldrom/wheeliebin					
a	770L				Cost + 15%	
b	Eerste wieldrom/First wheeliebin				Free	
	Indien verlore, onherstelbaar beskadig, oninruilbaar, uitgedien					
	Vervang binne/Replace within:					
b	1 Jaar/Year	3 561.40	Scrap			
c	2 Jaar/Year	3 245.61	Scrap			
d	3 Jaar/Year	2 956.14	Scrap			
e	4 Jaar/Year	2 657.89	Scrap			
f	5 Jaar/Year	2 214.91	Scrap			
g	6 Jaar/Year	1 469.30	Scrap			
h	7 Jaar/Year	736.84	Scrap			
	Vervang na/Replace after:					
i	7 Jaar/Year	149.12	Scrap			
j	10 Jaar/Year					

TARIEWE VIR DIE JAAR / TARIFFS FOR THE YEAR
1 JULIE 2016 TOT 30 JUNIE 2017 / 1 JULY 2016 TO 30 JUNE 2017

	BESKRYWING / DESCRIPTION	2015/2016 Exc. Vat R.cc	2016/2017 Exc. Vat R.cc	2016/2017 VAT R.cc	2016/2017 Incl. Vat R.cc	% change							
3.11	TUIN- EN SPESIALE VULLIS												
3.11.1	Geelbakke / Yellow drums												
a	Huur per dag per bak / Rental per day per drum	26.32	Scrap										
b	Verwydering per bak / Removal per drum	500.00	Scrap										
3.11.2	4 Ton Vragmotor / 4 Tonne Truck												
a	Per uur per verwydering / Per hour per removal	543.86	Scrap										
b	Minimum	725.44	Scrap										
c	Indien meer as 50 Km gery moet word, per Km daarna	11.62	Scrap										
3.11.3	35 m Bak												
a	Huur per dag/Rent per day	151.75	160.53	22.47	183.00	5.78							
b	Verwyder (aflaai) van bak	754.39	867.54	121.46	989.00	15.00							
c	Buite dorpsgrense addisioneel per km	15.49	Scrap										
3.11.4	Tuinvullis / Garden refuse												
	4 ton vragmotor / 4 tonne truck (Laai en verwydering // Loading and removal)												
a	Vragmotor per vrag of gedeelte / Truck per load or part	337.72	357.89	50.11	408.00	5.97							
	4 ton vragmotor / 4 tonne truck												
3.12	SWART VULLISSAKKE/BLACK REFUGE BAGS												
	SALES OF REFUSE BAGS												
a	Black Refuse bags	Cost + 10%			Cost + 15%	5.00							
3.13	GENERAL WASTE DELIVERED TO LANDFILL SITE AND TRANSFER STATIONS WITHIN BVM												
3.13.1	Residents of residential properties												
	Disposal of general waste	Free	Free										
	1 x 1m3 (bakkie / trailer) load per month												
Nota/Note	<i>(Must show either latest municipal account or coupon provided)</i>												
3.13.2	General Waste												
a	Disposal per 1 metric ton	131.58	Scrap										
b	Disposal per 1/2 ton tariff applies only after the first 1 ton of waste is paid for	65.79	Scrap										
Nota/Note	<i>Tariffs are based on actual mass as measured by the waste calculator provided by Department of Environmental and Development Planning:Waste management</i>												
3.13.3	Businesses / Garden Services / Contractors												
a	Clean Builders Rubble (No iron, plastic, wood, cement bags)	Free											
b.	Clean grass, leaves or branches cut to 30cm pieces	Free											
3.13.4	Any mixed loads of waste based on the tonnage of vehicle												
	TIPPE VOERTUIG												
	<table border="1" style="width: 100%; border-collapse: collapse;"> <tr> <td style="width: 25%; text-align: center;">A  0 - 0.5 Ton</td> <td style="width: 25%; text-align: center;">C  > 1 - 3 Ton</td> <td style="width: 25%; text-align: center;">E  > 3 - 10 Ton</td> <td style="width: 25%; text-align: center;">G </td> </tr> <tr> <td style="width: 25%; text-align: center;">B  > 0.5 - 1 Ton</td> <td style="width: 25%; text-align: center;">D  > 3 - 5 Ton</td> <td style="width: 25%; text-align: center;">F  > 10 Ton</td> <td style="width: 25%; text-align: center;">In ooreenstemming met voertuie</td> </tr> </table>	A  0 - 0.5 Ton	C  > 1 - 3 Ton	E  > 3 - 10 Ton	G 	B  > 0.5 - 1 Ton	D  > 3 - 5 Ton	F  > 10 Ton	In ooreenstemming met voertuie				
A  0 - 0.5 Ton	C  > 1 - 3 Ton	E  > 3 - 10 Ton	G 										
B  > 0.5 - 1 Ton	D  > 3 - 5 Ton	F  > 10 Ton	In ooreenstemming met voertuie										
a.	0-0.5T or venter trailer	New	78.95	11.05	90.00								
b.	0,5 - 1T	New	153.51	21.49	175.00								
c.	1 - 3T	New	460.53	64.47	525.00								
d.	3 - 5T	New	767.54	107.46	875.00								
e.	5 - 7T	New	1074.56	150.44	1225.00								
f.	7 - 10T	New	1535.09	214.91	1750.00								
g.	Trailer only: Same as vehicle towing it.												
3.13.4	NO WASTE FROM OUTSIDE MUNICIPAL AREA WILL BE ACCEPTED ANY LANDFILL SITE WITHIN BVM OR TRANSFER STATIONS												
a	Disposal for general waste per 1 metric ton (1.3 ton)	280.70	Scrap										
b	Disposal per 1/2 ton tariff applies only after the first 1 ton of waste is paid for	140.35	Scrap										
Nota/Note	<i>Waste must be declared at time of disposal or permit application</i>												

TARIEWE VIR DIE JAAR / TARIFFS FOR THE YEAR
1 JULIE 2016 TOT 30 JUNIE 2017 / 1 JULY 2016 TO 30 JUNE 2017

	BESKRYWING / DESCRIPTION	2015/2016 Exc. Vat R.cc	2016/2017 Exc. Vat R.cc	2016/2017 VAT R.cc	2016/2017 Incl. Vat R.cc	% change
4	RIOLERING / SEWERAGE <i>Betaalbaar deur geregistreeerde eienaar</i> <i>Payable by registered owner.</i>					
4.1	Residensieël/ Residential <i>Per huishouding/Per household</i>					
a	Per maand//Per month	217.11	230.70	32.30	263.00	6.26
a	Annual/Jaarliks	2 605.26	2 768.42	387.58	3 156.00	6.26
Nota/Note	Per erf/wooneenheid/aansluiting water ookal die meeste is - Including flats 1. <i>Ingesluit DBV en Woonstelle (per woonstel) // Including SPCA and flats (per flat).</i> 2. <i>Uitgesluit woon-personele waar tuisnywerhede of beroeps-beoefening plaasvind // Excluding residential homes used for home industries or career practices.</i> 3. <i>Addisionele elek meter = addisionele wooneenheid, tensy bewys kan word dat dit nie vir huishouding doeleindes gebruik word nie.</i>					
4.1.1	Deernis Korting / Indigent Rebate <i>Waar die totale huishoudelike inkomste per maand is:</i> <i>Where the total household revenue per month is:</i>					
a	<i>Pensionaris/Pensioners//Ongeskik/Disability // Child-headed households</i> <i>R 0 - R 4 500 (Government pension)(Pensioners 55 years and older)</i>				100%	
b	<i>Algemeen/General</i> <i>R 0 - R 4 500</i>				50%	
4.2	Woonpersele waar tuisnywerhede of beroepsbeoefening plaasvind / Residential homes used for home industries or career practices					
a	Annual/Jaarliks	2 868.42	3 070.18	429.82	3 500.00	7.03
4.3	Kommersieël / Commercial <i>(Maandeliks per aansluiting // Monthly per connection)</i> Per kiloliter water verbruik / Per kiloliter water consumed					
	FEE BASED ON WATER CONSUMPTION / FOOI VOLGENS WATER VERBRUIK					
a	Per kiloliter water consumed for first 800 k l / Per kiloliter water verbruik vir eerste 800 k l	10.29	8.77	1.23	10.00	-14.75
b	Per kiloliter water consumed formore than 800 k l / Per kiloliter water verbruik vir meer as 800 k l Tot 'n maksimum van/To a maximum of 2500 kiloliter/kilolitre <i>(Volgens dieselfde maand waarvoor wateraanslag gehef word // For the same month in which water bill is raised)</i> <i>(Volgens dieselfde maand waarvoor wateraanslag gehef word // For the same month in which water bill is raised)</i>	3.99	5.26	0.74	6.00	31.91
	MINIMUM FEE / MINIMUM FOIE For premises with building size smaller than 36 m ² / Persele met beboude area kleiner as 36 m ²	454.39	263.16	36.84	300.00	-42.09
d	Ander / Other	1 022.81	1 096.49	153.51	1 250.00	7.20
4.4	Opvoedkundig: kleuterskole en dagsorg fasiliteite/ Educational (creches and Day Care Facilities)					
a	Maandeliks per aansluiting / Monthly per connection	93.86	87.72	12.28	100.00	-6.54
b	Kantoor	1 022.81	Scrap			
4.5	Opvoedkundig (skole en kolleges / Universiteite Educational (schools and colleges & Universities)					
a	Maandeliks per aansluiting / Monthly per connection	93.86	1 096.49	153.51	1 250.00	1068.22
4.6	Sportklubs / Sportclubs					
b	Sportclubs Maandeliks per aansluiting / Monthly per connection	93.86	87.72	12.28	100.00	-6.54

TARIEWE VIR DIE JAAR / TARIFFS FOR THE YEAR
1 JULIE 2016 TOT 30 JUNIE 2017 / 1 JULY 2016 TO 30 JUNE 2017

	BESKRYWING / DESCRIPTION	2015/2016 Exc. Vat R.cc	2016/2017 Exc. Vat R.cc	2016/2017 VAT R.cc	2016/2017 Incl. Vat R.cc	% change
4.7	Kerke; Plek van aanbidding; Inrigtings en Oue Tehuse / Churches; Places of worship; Institutions and Old Age Homes <i>(Sluit pastorie in indien op dieselfde perseel as die kerk // Includes rectory if on same erf as the church)</i>					
a	Maandeliks per aansluiting / Monthly per connection	70.18	87.72	12.28	100.00	24.99
4.8	Munisipaal (departementeel) / Municipal (departmental)					
a	Maandeliks per aansluiting / Monthly per connection	206.14	87.72	12.28	100.00	-57.45
4.9	Beskikbaarheidsgelde					
	Maandeliks per / Monthly per erf					
a	Residential	124.56	175.44	24.56	200.00	40.85
b	Commercial	359.65	526.32	73.68	600.00	46.34
4.10	NYWERHEIDSAFLOOP / INDUSTRIAL EFFLUENT					
a	Behandeling koste per kubieke meter (m ³)					
b	Vervoer koste per kubieke meter (m ³)					
Nota/Note	<i>Formule / Formulae: Koste van nywerheidsafloop word aan einde van finansiële boekjaar bepaal deur totale koste vir behandeling plus koste van vervoer te bereken Behandeling : (Totale behandelings koste)/(Volume behandel)* CSB/1000)) Vervoer : (Totale vervoer koste)/Volume vervoer ** Sterkte van CSB konsentrasie beïnvloed finale nywerheidsafloop koste</i>					
4.11	SUITENKDIENS / SEWER TANKER SERVICE <i>(Erwe met stortingsputte // Erven with conservancy tanks)</i>					
4.11.1	Huishoudelik / Residential					
a	Jaarliks / Annually	1 536.84	1 368.42	191.58	1 560.00	-10.96
b	Maandeliks / Monthly <i>(Een verwydering per maand word ingesluit) (One removal per month per conservancy tank is included)</i>	128.07	114.04	15.96	130.00	-10.96
	Addisionele verwydering (Per verwydering) / Additional removal (Per removal)					
c	In werksure / In working hours	258.77	114.04	15.96	130.00	-55.93
d	Na-ure / After hours	416.67	175.44	24.56	200.00	-57.90
4.11.2	Besighede /Plase/privaat woonstelle met stortings-putte/ Businesses					
a	Jaarliks / Annually	2 368.42	2 105.26	294.74	2 400.00	-11.11
b	Maandeliks / Monthly <i>(Een verwydering per maand word ingesluit) (One removal per month per conservancy tank is included)</i>	197.37	175.44	24.56	200.00	-11.11
	Addisionele verwydering (Per verwydering) / Additional removal (Per removal)					
c	In werksure / In working hours	359.65	175.44	24.56	200.00	-51.22
d	Na-ure / After hours	537.72	263.16	36.84	300.00	-51.06
4.11.3	Vervoer/Transport					
a	Binne ou Munisipale dorpsgrense			Gratis/Free	Gratis/Free	
b	Per km(gemeet vanaf waar die betrokke dorpsgrens oorgesteek word)	18.42	17.54	2.46	20.00	-4.76
Nota/Note	<i>n Riioolsuig-eenheid word beskou as 'n 5000l(5ml) tenkwa.'n Halftenk kan ook gehef word teen 60% van 'n voltenk-tarief</i>					
4.12	AANSLUITINGSFOOIE / CONNECTION FEES					
4.12.1	Aanwysing van aansluitingspunt / Showing of connection point	421.05	438.60	61.40	500.00	4.17
4.12.2	Nuwe Aansluitings/New Connections					
a	Gedienste erwe / Serviced erven <i>(Slegs aansluiting op erf // Connection on erf only)</i>	2 641.23	2 807.02	392.98	3 200.00	6.28
4.12.3	Gedienste erwe (Skema Wonings)/ Serviced erven (Scheme Dwellings)					
a	100 mm (4") Deursnee /	3 663.16	2 192.98	307.02	2 500.00	-40.13
b	150 mm (6") Deursnee /	4 614.04	2 850.88	399.12	3 250.00	-38.21
Nota/Note	<i>Houses sold in subsidy schelling schemes</i>					
4.12.4	Ongedienste erwe / Unserviced erven <i>(Indien hoekdiens beskikbaar // If corner service available)</i>					
a	100 mm (4") Deursnee /	8 473.68	8 771.93	1 228.07	10 000.00	3.52
b	150 mm (6") Deursnee /	10 947.37	11 403.51	1 596.49	13 000.00	4.17

TARIEWE VIR DIE JAAR / TARIFFS FOR THE YEAR
1 JULIE 2016 TOT 30 JUNIE 2017 / 1 JULY 2016 TO 30 JUNE 2017

	BESKRYWING / DESCRIPTION	2015/2016 Exc. Vat R.cc	2016/2017 Exc. Vat R.cc	2016/2017 VAT R.cc	2016/2017 Incl. Vat R.cc	% change
4.12.5	Munisipale Erwe reeds Gediens / Serviced erven <i>(Indien hoekdiens beskikbaar // If corner service available)</i>					
a	100 mm (4") Deursnee /	4 157.89	4 385.96	614.04	5 000.00	5.49
b	150 mm (6") Deursnee /	5 315.79	5 701.75	798.25	6 500.00	7.26
4.13	OOPMAAK VAN RIOLE / OPENING OF SEWERS <i>(Per uur / hour)</i>					
4.13.1	Meganiese toerusting / Mechanical equipment					
a	In werksure / In working hours	859.65	877.19	122.81	1 000.00	2.04
b	Na-ure / After hours	1 291.23	1 315.79	184.21	1 500.00	1.90
4.13.2	Hidroliese toerusting / Hydrolic equipment					
a	In werksure / In working hours	1 181.58	Scrap			
b	Na-ure / After hours	1 771.93	Scrap			
4.14	RIOOL INSPEKSIES / SEWERAGE INSPECTIONS <i>(Per uur / hour)</i>					
a	In werksure / In working hours	554.39	438.60	61.40	500.00	-20.89
b	Na-ure / After hours	842.98	657.89	92.11	750.00	-21.96
c	Munisipale skema huise/woonstelle Municipal scheme houses/flats	214.91	219.30	30.70	250.00	2.04

TARIEWE VIR DIE JAAR / TARIFFS FOR THE YEAR
1 JULIE 2016 TOT 30 JUNIE 2017 / 1 JULY 2016 TO 30 JUNE 2017

BESKRYWING / DESCRIPTION		2015/2016	2016/2017
		R.cc	R.cc
5	EIENDOMSBELASTING / ASSESSMENT RATES		
5.1	Residential property (All properties up to the first R 85 000 will be rebated)	0.008520	0.007360
5.2	Non-Residential property	0.017040	0.014720
5.3	Bona-fide Agricultural property	0.002069	0.001200
5.4	Public Service Infrastructure & Public Benefit Organisation property		0.001840
Nota/Note	<i>Algemene koers is op die markwaarde van belasbare eiendom volgens die <u>kategorie op die waardasie rol</u> insluitend enige aanvullende waardasies vir die finansiële jaar soos aangetoon / General rate on the market value of rateable property, for the financial year as indicated, as <u>per category shown</u> on the valuation rolls and supplementary valuations for the said period</i>		
5.3	KORTING / REBATE		
5.3.1	Residentail/ Residentieel		
	Waar die totale huishoudelike inkomste per maand is: Where the total household revenue per month is:		
a	<i>Pensionarisse/Pensioners//Ongeskik/Disabilty // Child-headed households R 0 - R 4 500 (Government pension)(Pensioners 55 years and older)</i>	100%	100%
b	<i>Algemeen/General R 0 - R 4 500</i>	50%	50%
c	Maximum property value which qualifies for the rebate (tariff 5.3.1 a & b): Maksimum eiendom waarde wat vir die korting kwalifiseer (tarief 5.3.1 a & b):	100 000	150 000
d	<i>Senior Citizens (Age 70 and above in the financial year, and who do not qualify for tariff 5.3.1 a & b)</i>	New	150 000
Nota/Note	<i>This rebates are <u>included</u> in tariff 5.1</i>		
5.3.2	Eienaars van Nasionale gedenkwaardighede: Owners of National monuments:		
a	Properties used for residential purposes,	20.00%	20.00%
b	Properties open to the public and not operated for personal gain	70.00%	70.00%
c	Properties used for commercial and businesses	20.00%	20.00%
d	<i>Aansoekfooi/Application fee:</i>	125.00	125.00
5.3.3	Welsynsorganisasies: Welfare organisations:	100.00%	100.00%
a	<i>Aansoekfooi/Application fee:</i>	None	None
5.3.4	Kerke/Churches/Religious organisations:	100.00%	100.00%
5.3.5	Skole op Privaateiendom/Schools on Private Property	20.00%	20.00%
5.3.8	Munisipale Eiendom en Verhuurde Wooneenhede:		Exempt
5.3.9	Cemeteries/Kerkhowe	100.00%	100.00%
5.4	Special Rating Area		
5.4.1	Worcester Improvement District (Vat Included)		0.001881
Nota/Note	<i>Volle heffings moet gemaak en die betrokke kortings moet as uitgawe, teen die betrokke kortingpos gedebiteer word.</i>		

TARIEWE VIR DIE JAAR / TARIFFS FOR THE YEAR
1 JULIE 2016 TOT 30 JUNIE 2017 / 1 JULY 2016 TO 30 JUNE 2017

	BESKRYWING / DESCRIPTION	2015/2016 Exc. Vat R.cc	2016/2017 Exc. Vat R.cc	2016/2017 VAT R.cc	2016/2017 Incl. Vat R.cc	% change
6	FINANCE/FINANSIES					
6.1	VERSKAF VAN INLIGTING / SUPPLY OF INFORMATION					
6.1.1	Waardasie sertifikaat / Valuation certificate	179.82	188.60	26.40	215.00	4.88
Nota/Note	<i>Vir pensioen aansoek by Provinsiale Regering</i>				Gratis/Free	
6.1.2	Uitklaringertifikaat (Indien verlenging verlang word, die bedrag slegs eenmalig gehef word.)					
	Per Hand	175.44	192.98	27.02	220.00	10.00
	Elektronies	131.58	131.58	18.42	150.00	0.00
6.1.3	Waardasierol per inskrywing / Valuation roll per entry	0.41	0.44	0.06	0.50	6.97
6.1.4	Enige ander inligting / Any other information					
a	Met hand voorberei per uur / Manually prepared per hour	456.14	482.46	67.54	550.00	5.77
	Elektronies per minuut (rekenaartyd) /					
b	Electronic per minute (computer time)	70.18	74.56	10.44	85.00	6.24
c	Per CD-Rom/DVD	254.39	267.54	37.46	305.00	5.17
6.2	WAARDASIES / VALUATIONS					
6.2.1	Waardasie inligting per erf/waardasie (nie sertifikaat nie) / Valuation information per erf/valuation (not certificate)	175.44	184.21	25.79	210.00	5.00
6.2.2	Voorsiening van Redes [Artikel 53 (2)] vir waardasie per erf / Furnishing of Reasons [Section 53 (2)] for valuation per erf	157.89	166.67	23.33	190.00	5.56
6.2.3	Herwaardasie op versoek, per versoek, per eiendom / Re-valuation on request, per request, per property					
a	Dorpsgebied/Town	447.37	175.44	24.56	200.00	-60.78
b	Landbou gebied/Agricultural area	447.37	438.60	61.40	500.00	-1.96
6.3	KREDIETBEHEER / CREDIT CONTROL					
6.3.1	Interest on arrears		Prime rate plus 1% per month			
6.3.2	Aanmanings/Reminders:					
a	Per telefoonoproep / Per telephone call	28.07	28.95	4.05	33.00	3.13
b	Per SMS / Per SMS	18.42	19.30	2.70	22.00	4.77
c	Per e-pos / Per e-mail	28.07	28.95	4.05	33.00	3.13
d	Registered letter of demand in terms of section 56					
d.1	Claim does not exceed maximum jurisdictional amount	50.25	52.63	7.37	60.00	4.74
d.2	Claim exceeds the maximum jurisdictional amount	60.16	63.16	8.84	72.00	4.98
6.3.3	Opsporings/Tracing Fee	250.00	264.91	37.09	302.00	5.96
Note/nota	<i>Debt amount not less than R 411.54</i>					
6.3.4	Summonses					
a	Claim does not exceed R 7 000	108.00	114.04	15.96	130.00	5.59
b	Claim exceeds R 7 000 but does not exceed R 50 000	361.00	381.58	53.42	435.00	5.70
c	Claim exceeds R 50 000 but does not exceed the maximum jurisdictional amount	535.00	565.79	79.21	645.00	5.76
	Claim exceeds maximum jurisdictional amount and the process is issued out of a magistrates's court for a regional division or when the matter is in respect of a cause of action in terms of section 29(1B)(a)	696.00	736.84	103.16	840.00	5.87
6.3.5	Court Trials: If Council not employed					
a	Per quarter of an hour	150.00	157.89	22.11	180.00	5.26
Note/Nota	<i>Flat rate per quarter of an hour, regardless of the claim amount -</i>					
6.3.6	Judgements					
a	Claim does not exceed R 7 000	108.00	114.04	15.96	130.00	5.59
b	Claim exceeds R 7 000 but does not exceed R 50 000	276.00	289.47	40.53	330.00	4.88
c	Claim exceeds R 50 000 but does not exceed the maximum jurisdictional amount	450.00	473.68	66.32	540.00	5.26
	Claim exceeds maximum jurisdictional amount and the process is issued out of a magistrates's court for a regional division or when the matter is in respect of a cause of action in terms of section 29(1B)(a)	585.50	618.42	86.58	705.00	5.62

TARIEWE VIR DIE JAAR / TARIFFS FOR THE YEAR
1 JULIE 2016 TOT 30 JUNIE 2017 / 1 JULY 2016 TO 30 JUNE 2017

	BESKRYWING / DESCRIPTION	2015/2016 Exc. Vat R.cc	2016/2017 Exc. Vat R.cc	2016/2017 VAT R.cc	2016/2017 Incl. Vat R.cc	% change
6.3.7	Garnishee Orders	172.81	179.82	25.18	205.00	4.06
6.3.8	Sales in Execution					
a	Issue of warrant of execution, ejectment, and delivery up of possession	87.00	92.11	12.89	105.00	5.87
b	For each reissue thereof	36.32	37.72	5.28	43.00	3.85
c	Inclusive fee for work done in connection with releasing of immovable property attached	50.00	52.63	7.37	60.00	5.26
d	Inclusive fee for work done in connection with sale in execution of immovable property only(excluding work in respect of which fees are already provided for elsewhere and the drawing up of the conditions of sale)	115.89	122.81	17.19	140.00	5.97
e	Drawing up notice of sale in terms of rule 41(8) or rule 43(6), or conditions of sale in terms of rule 43(7)	276.00	289.47	40.53	330.00	4.88
f	For all other work done and papers and documents supplied to the sheriff in connection with a sale in execution of movable property, an inclusive fee of	187.50	197.37	27.63	225.00	5.26
g	Security for resitution, where necessary	72.00	76.32	10.68	87.00	5.99
6.3.9	Illegal connection after disconnection for non payment	605.26	640.35	89.65	730.00	5.80
6.3.10	Block /restriction of pre-paid meter	166.67	175.44	24.56	200.00	5.26
6.3.11	Disconnection of conventional meter	201.75	210.53	29.47	240.00	4.35
Nota/Note	<i>Indien verhoed word dat konvensionele meter gesny word sal kostes nog steeds gehef word</i>					
6.3.12	Reconnection of conventional meter	201.75	210.53	29.47	240.00	4.35
Nota/Note	<i>Indien verhoed word dat konvensionele meter gesny word sal kostes nog steeds gehef word</i>					
6.3.13	Na-ure uitroep/After hours call-out	135.09	140.35	19.65	160.00	3.89
6.3.14	Registered letter forwarded to debtor in terms of section 57(1) or (3) or section 58(2), including copies					
	Claim does not exceed the mimum jurisdictional amount	30.11	31.58	4.42	36.00	4.88
	Claim exceeds maximum jurisdictional amount and the process is issued out of a magistrates's court for a regional division or when the matter is in respect of a cause of action in terms of section 29(1B)(a)	43.50	43.86	6.14	50.00	0.83
6.3.15	Erkenning van skuld en onderneming om skuld ingevolge artikel 57 of artikel 58 van die Wet op Landdroshowe, 1944 (Wet 32 van 1944), soos gewysig, te betaal:					
	Claim does not exceed the maximum jurisdictional amount	87.00	92.11	12.89	105.00	5.87
	Claim exceeds maximum jurisdictional amount and the process is issued out of a magistrates's court for a regional division or when the matter is in respect of a cause of action in terms of section 29(1B)(a)	99.56	105.26	14.74	120.00	5.73
6.3.16	Drawing up pleadings	290.00	307.02	42.98	350.00	5.87
6.3.17	Emoluments attachment order (Form 38)	157.89	166.67	23.33	190.00	5.56
6.3.18	Drawing of documents (not pleadings) <u>per folio</u> , eg. Affidavits, orders, applications, subpoena and notices	21.00	21.93	3.07	25.00	4.43
6.3.19	Necessary service	13.00	13.60	1.90	15.50	4.59
6.3.20	Perusal per folio	8.00	8.33	1.17	9.50	4.17
6.3.21	Copying per page	3.50	3.51	0.49	4.00	0.25
6.3.22	Court hearings					
	Section 65 hearings	129.00	135.96	19.04	155.00	5.40
6.4	GEDISHONOREERDE TJEK/ELEKTRONIES AFTREK ORDERS (ACB)					
a	Per Tjek/ACB Plus Bankkoste volgens Bankaanslag.	157.89	166.67	23.33	190.00	5.56
Nota/Note	<i>Cashiers responsible for the cost of the following dishonoured cheques</i> 1. <i>Unsigned cheque</i> 2. <i>No Beneficiary</i> 3. <i>Cheque altered in any way</i> 4. <i>Stale-dated cheques</i> 5. <i>Amount in words and figures not the same</i>					

TARIEWE VIR DIE JAAR / TARIFFS FOR THE YEAR
1 JULIE 2016 TOT 30 JUNIE 2017 / 1 JULY 2016 TO 30 JUNE 2017

	BESKRYWING / DESCRIPTION	2015/2016 Exc. Vat R.cc	2016/2017 Exc. Vat R.cc	2016/2017 VAT R.cc	2016/2017 Incl. Vat R.cc	% change
7	BRAND & REDDINGSDIENSTE / FIRE & RESCUE SERVICE Binne Munisipale Gebied / Within Municipal Area BRANDE / FIRES					
	OPERATION DIVISION					
7.1	Uitroepgelde / Call Out Fees					
a	Diensvoertuig / Service Vehicle	171.05	181.58	25.42	207.00	6.16
b	Noodvoertuig / Specialist Emergency Vehicle	517.54	549.12	76.88	626.00	6.10
c	Motorpomp / Engine Pumper (per item)	517.54	549.12	76.88	626.00	6.10
d	Hidrouliese Platform / Hydraulic Platform	750.00	794.74	111.26	906.00	5.96
7.2	Gelde per kilometer / Fees per kilometer					
a	Diensvoertuig / Service Vehicle	4.26	4.52	0.63	5.15	6.05
b	Noodvoertuig / Specialist Emergency Vehicle	10.96	11.62	1.63	13.25	6.05
c	Motorpomp / Engine Pumper (per item)	10.96	11.62	1.63	13.25	6.05
d	Hidrouliese Platform / Hydraulic Platform	27.32	28.95	4.05	33.00	5.96
7.3	Gelde per uur of gedeelte daarvan / Fees per hour or part thereof					
a	Diensvoertuig / Service Vehicle	30.70	32.46	4.54	37.00	5.72
b	Noodvoertuig / Specialist Emergency Vehicle	144.74	153.51	21.49	175.00	6.06
c	Motorpomp / Engine Pumper (per item)	276.32	292.98	41.02	334.00	6.03
d	Hidrouliese Platform / Hydraulic Platform	478.07	507.02	70.98	578.00	6.06
Nota/Note	<i>At Multiple Alarm Incidents, Call Out Fees will only be charged for the vehicle that works at the incident and not for vehicles that respond as part of Pre-Determined Attendances. The Kilometre Tariff will still however be applicable for all responding vehicles</i>					
7.4	Bystandgelde per uur of gedeelte daarvan / Standby fees per hour or part thereof					
a	Diensvoertuig / Service Vehicle	30.70	32.46	4.54	37.00	5.72
b	Noodvoertuig / Specialist Emergency Vehicle	210.53	223.68	31.32	255.00	6.25
c	Motorpomp / Engine Pumper (per item)	210.53	223.68	31.32	255.00	6.25
d	Hidrouliese Platform / Hydraulic Platform	233.33	247.37	34.63	282.00	6.02
7.5	Water per kiloliter as per 2.3.8					
7.6	Bemanning per uur of gedeelte daarvan /					
a	Offisier / Officer	271.93	289.47	40.53	330.00	6.45
b	Brandweerman / Firefighter	192.98	206.14	28.86	235.00	6.82
7.7	FIRE SAFETY & RISK MANAGEMENT DIVISION					
7.7.1	Event Compliance					
a	Initial Application Fee & Event Registration	1 061.40	1 127.19	157.81	1 285.00	6.20
b	per day thereafter for period of event	359.65	381.58	53.42	435.00	6.10
7.7.2	Fire Safety building Design Consultations					
a	Per Building plan	298.25	315.79	44.21	360.00	5.88
b	For Rational Design Evaluations add once off fee	315.79	335.09	46.91	382.00	6.11
7.8	GEVAARHOUDENDE STOWWE/ DANGEROUS GOODS REGISTRATION (Fixed Storage)					
Nota/Note	<i>(Tariewe getoon is jaargelde en is vooruit betaalbaar // Tariffs shown are annual amounts and are payable in advance)</i>					
7.8.1	Registrasiesertifikaat / Registration certificate					
a	Uitreiking van sertifikaat/ Issueing of certificate	192.98	206.14	28.86	235.00	6.82
b	Oordrag van sertifikaat / Transfer of certificate	144.74	153.51	21.49	175.00	6.06
7.8.2	Geskiktheidsertifikaat / Fitness certificate and Fire Clearances					
a	Grootmaatdepot / Bulk Depot	771.93	820.18	114.82	935.00	6.25
b	Droogskoonmaaklokaal / Dry Cleaning Depot	179.82	192.98	27.02	220.00	7.32
c	Spuitlekaal / Sprayroom	263.16	280.70	39.30	320.00	6.67

TARIEWE VIR DIE JAAR / TARIFFS FOR THE YEAR
1 JULIE 2016 TOT 30 JUNIE 2017 / 1 JULY 2016 TO 30 JUNE 2017

	BESKRYWING / DESCRIPTION	2015/2016 Exc. Vat R.cc	2016/2017 Exc. Vat R.cc	2016/2017 VAT R.cc	2016/2017 Incl. Vat R.cc	% change
7.8.3	Pakkamers, tenks en enige ander perseel / Storerooms, tanks and any other premises:					
a	Tot en met 2 273 liter bergingsmaat / Up to 2 273 litres storage capacity	210.53	223.68	31.32	255.00	6.25
b	Tot en met 4 546 liter bergingsmaat / Up to 4 546 litres storage capacity	258.77	276.32	38.68	315.00	6.78
c	Tot en met 22 730 liter bergingsmaat / Up to 22 730 storage capacity	517.54	548.25	76.75	625.00	5.93
d	Meer as 22 730 liter bergingsmaat / More than 22 730 litres storage capacity	771.93	820.18	114.82	935.00	6.25
7.8.4	Any other Premises	210.53	223.68	31.32	255.00	6.25
7.9	GEVAARHOUDENDE STOWWE/DANGEROUS GOODS (Transport Permits)					
a	Uitreiking van sertifikaat/ Issueing of certificate	192.98	206.14	28.86	235.00	6.82
b	Oordrag van sertifikaat / Transfer of certificate	144.74	153.51	21.49	175.00	6.06
c	For Light Delivery Vehicles -up tp 3 500kg	258.77	276.32	38.68	315.00	6.78
d	For Rigid Tankers up to 20 000 litres	517.54	548.25	76.75	625.00	5.93
e	For Rigid Tankers above 20 000 litres	771.93	820.18	114.82	935.00	6.25
f	Up to 20 000 litres <i>For Horse</i>	206.14	219.30	30.70	250.00	6.38
	<i>Per Unit thereafter</i>	517.54	548.25	76.75	625.00	5.93
g	Above 20 000 litres <i>For Horse</i>	210.53	223.68	31.32	255.00	6.25
	<i>Per Unit thereafter</i>	771.93	820.18	114.82	935.00	6.25
7.10	TRAINING & SUPPORT SERVICE DIVISION					
7.10.1	Training Centre (unless otherwise stated, costs are per person)					
a	IFSAC Accredited Firefighter 1	4 518.42	4 789.47	670.53	5 460.00	6.00
b	IFSAC Accredited Firefighter 2	3 228.07	3 421.05	478.95	3 900.00	5.98
c	IFSAC Accredited Fire Instructor 1	3 868.42	4 100.88	574.12	4 675.00	6.01
d	IFSAC Accredited Fire Officer 1	3 868.42	4 100.88	574.12	4 675.00	6.01
e	IFSAC Accredited Hazmat Awareness	1 552.63	1 649.12	230.88	1 880.00	6.21
f	IFSAC Accredited Hazmat Operations	1 552.63	1 657.89	232.11	1 890.00	6.78
g	Full NFPA 1001 Professional Firefighter Course (incl. FF1, FF2, Hazmat Ops + Level 3 First Aid; includes SAESI application fees) Note:Course Duration is five (5) months. without Accomodation	10 557.02	11 192.98	1 567.02	12 760.00	6.02
	With Accommodation (shared self catering)	32 280.70	34 219.30	4 790.70	39 010.00	6.01
Nota/Note	<i>Course Duration is five (5) months.</i> <i>IFSAC Accredited training excludes the Curriculum Text books.</i> <i>Course candidates must supply their own text books or books can be supplied at extra costs</i> <i>Challenges for Firefighter 1 and 2 \$ Hazmat Awareness & Operations will be charged at 20% of the applicable tariff.</i>					
h	Fire Brigade Officer Development Course (4 weeks) Without Accomodation	5 219.30	5 535.09	774.91	6 310.00	6.05
	With Accommodation (shared self catering)	9 561.40	10 135.96	1 419.04	11 555.00	6.01
i	Industrial & Commercial Basic Firefighting - 1 days	517.54	548.25	76.75	625.00	5.93
j	Industrial & Commercial Advanced Firefighting - 3 days	973.68	1 035.09	144.91	1 180.00	6.31
k	Portable Fire Extinguisher Course - 2 hours	324.56	346.49	48.51	395.00	6.76
l	NFPA Incident Management Training for Emergency Services - 2 days	719.30	763.16	106.84	870.00	6.10
m	Two Week Abridged Firefighting Course for Industrial Firefighting Teams	1 192.98	1 267.54	177.46	1 445.00	6.25
7.10.2	Special Operations Training Centre (unless otherwise stated, costs are per person)					
a	NFPA 1006 Rescue Technician: Confined Space Rescue - 7 days	1 789.47	1 894.74	265.26	2 160.00	5.88
b	NFPA 1006 Rescue Technician: Trench Collapse Rescue - 10 days	3 565.79	3 780.70	529.30	4 310.00	6.03
c	NFPA 1006 Rescue Technician: Structural Collapse Rescue - 10 days	4 754.39	5 039.47	705.53	5 745.00	6.00
d	Motor Vehicle Extrication - 5 days	973.68	1 035.09	144.91	1 180.00	6.31
e	Hazmat for Confined Spaces for Industry - 3 days	1 192.98	1 267.54	177.46	1 445.00	6.25
Nota/Note	<i>For course prerequisites, contact Fire Department</i>					

TARIEWE VIR DIE JAAR / TARIFFS FOR THE YEAR
1 JULIE 2016 TOT 30 JUNIE 2017 / 1 JULY 2016 TO 30 JUNE 2017

	BESKRYWING / DESCRIPTION	2015/2016 Exc. Vat R.cc	2016/2017 Exc. Vat R.cc	2016/2017 VAT R.cc	2016/2017 Incl. Vat R.cc	% change
7.11	RENTAL OF TRAINING ROOM (PER DAY)					
a	Training room only	179.82	192.98	27.02	220.00	7.32
b	Training room with kitchen facilities	236.84	254.39	35.61	290.00	7.41
c	Fire Training Centre (per day)	1 192.98	1 267.54	177.46	1 445.00	6.25
d	Special Operating Training Centre (per day)	1 192.98	1 267.54	177.46	1 445.00	6.25
7.12	REPAIRS TO EQUIPMENT/FILLING OF CYLINDERS					
a	Filling of cylinders	43.86	48.25	6.75	55.00	10.00
b	Pressure Testing of Fire Hoses (per hose)	8.77	9.65	1.35	11.00	10.02
7.13	Buite Munisipale Gebied / Outside Municipal Area					
a	Werklike koste plus / Actual cost plus persentasie van / percentage of			30.00%	30.00%	0.00
b	Minimum gelykstaande aan / Minimum equal to binne tarief plus persentasie van / inside tariff plus percentage of			10.00%	10.00%	0.00
7.14	<i>Exemption from payment of fees will apply only in the following cases: Humanitarian Services; False Alarm with good intent; A Service rendered due to civil commotion, riot or natural disaster; Technical Rescues; Satisfactory proof that a vehicle was stolen and not recovered at time of incident & a service rendered in terms of a Mutual Aid agreement under Section 12 of the Fire Brigade Services Act</i>					
7.15	<p>Extract from the Fire Birgade Services Act, Act 99 of 1987</p> <p>10. Fees</p> <p>(1) A controlling authority may, subject to any condition contemplated in section 11 (2) (a), determine the fees payable by a person on whose behalf the service of the controlling authority is applied-</p> <p>(a) for the attendance of the service;</p> <p>(b) for the use of the service and equipment; or</p> <p>(c) for any material consumed.</p> <p>(2) A person on whose behalf, in the opinion of the chief fire officer concerned, a service of a controlling authority has been employed, may in writing be assessed by that chief fire officer for the payment of the fees referred to in subsection (1) or any portion thereof.</p> <p>(3) Any person who feels aggrieved by an assessment contemplated in subsection (2) may within 14 days after receipt of that assessment object in writing against that assessment as such or the amount thereof to the controlling authority concerned.</p> <p>(4) As soon as an objection contemplated in subsection (3) is received the chief executive officer of the controlling authority concerned shall without delay obtain written comment thereon from the chief fire officer and submit it together with the objection to the controlling authority, which may confirm, alter or revoke the assessment.</p> <p>(5) A certificate purporting to be signed by a chief fire officer and in which it is certified that the assessment specified therein was made under subsection (2), shall on production thereof in a court of law be prima facie proof of the amount payable by the person mentioned therein.</p>					

TARIEWE VIR DIE JAAR / TARIFFS FOR THE YEAR
1 JULIE 2016 TOT 30 JUNIE 2017 / 1 JULY 2016 TO 30 JUNE 2017

	BESKRYWING / DESCRIPTION	2015/2016 Exc. Vat R.cc	2016/2017 Exc. Vat R.cc	2016/2017 VAT R.cc	2016/2017 Incl. Vat R.cc	% change
8	BIBLIOTEEKDIENS / LIBRARY SERVICES					
8.1	BOETES / FINES					
8.1.1	Biblioteekmateriaal / Library Material					
a	Boek / Book	2.63	3.07	0.43	3.50	16.74
b	Tydskryf / Magazine	2.63	3.07	0.43	3.50	16.74
c	Plaat of kompaktskyf / Record or compact disc	2.63	3.07	0.43	3.50	16.74
d	Kasset / Cassette	2.63	3.07	0.43	3.50	16.74
e	Maksimum boete van / Maximum fine of	21.93	23.68	3.32	27.00	8.00
8.1.2	Videos/DVD's					
a	Per dag of gedeelte daarvan per item / Per day or part thereof per item	5.26	6.14	0.86	7.00	16.74
b	Maksimum boete van / Maximum fine of	43.86	48.25	6.75	55.00	10.00
Nota/Note	<i>(Per item per week of gedeelte daarvan uitstaande // Per item per week or part thereof outstanding)</i>					
8.2	Diverse Gelde / Sundry fees					
8.2.1	Besprekingsfooi per item / Booking fee per item	6.14	6.14	0.86	7.00	0.00
8.2.2	Duplikaat lenerskaart / Duplicate borrowers ticket:					
a	Handstelsel / Manually	2.63	3.07	0.43	3.50	16.74
b	Rekenaarstelsel / Computerised System	21.93	26.32	3.68	30.00	20.00
8.2.3	Tydlike leners / Temporary borrowers Deposito gelykstaande aan vervangingswaarde/ Deposit equal to replacement value					
8.3	Telefoonkoste / Telephone Charges					
a	Aanmaning per oproep / Reminder per call			Scrap	Scrap	
8.4	FOTOSTATE / PHOTOCOPIES					
8.4.1	Swart en wit/Black and white					
a	A4 - Papier / Paper	0.88	0.88	0.12	1.00	0.00
b	A3 - Papier / Paper	1.75	1.75	0.25	2.00	0.00
8.4.2	Kleur fotostate/Colour photocopies					
a	A4 - Papier / Paper	7.89	7.89	1.11	9.00	0.00
b	A3 - Papier / Paper	14.91	14.91	2.09	17.00	0.00
8.5	Huur van Biblioteeksaal / Rental of Library Halls					
8.5.1	WATERLOO / AVIAN PARK					
a	Saal alleen / Hall only	184.21	192.98	27.02	220.00	4.76
b	Saal met kombuisfasiliteite / Hall with kitchen facilities	254.39	271.93	38.07	310.00	6.89
c	Beskadigingsdeposito t.o.v. kombuisfasiliteite /					
8.5.2	ESSELEN					
a	Saal alleen / Hall only	184.21	192.98	27.02	220.00	4.76
8.5.3	ZWELETEMBA					
a	Saal alleen / Hall only	184.21	192.98	27.02	220.00	4.76
8.5.4	DE DOORNS					
a	Saal alleen / Hall only	184.21	192.98	27.02	220.00	4.76
8.5.5	STEENVLIET					
a	Saal alleen / Hall only	184.21	192.98	27.02	220.00	4.76

TARIEWE VIR DIE JAAR / TARIFFS FOR THE YEAR
1 JULIE 2016 TOT 30 JUNIE 2017 / 1 JULY 2016 TO 30 JUNE 2017

	BESKRYWING / DESCRIPTION	2015/2016 Exc. Vat R.cc	2016/2017 Exc. Vat R.cc	2016/2017 VAT R.cc	2016/2017 Incl. Vat R.cc	% change
9	VERKEER / TRAFFIC					
9.1	PARKEERMETERGELDE / PARKING METER FEES					
9.1.1	Binneblokkparkering /					
a	Per uur / Per hour [07.00 - 17.00]	5.26	5.26	0.74	6.00	0.00
b	Per dag / Per day [07.00 - 17.00]	35.09	35.09	4.91	40.00	0.00
c	Maandkaartjie / Monthly ticket	175.44	175.44	24.56	200.00	0.00
9.1.2	Straatparkering per uur / Street parking per hour					
a	Stockenströmstraat tussen Kerk- en Russelstraat / Stockenström street between Church and Russel streets	5.26	5.26	0.74	6.00	0.00
b	Hoogstraat tussen Fairbairn- en Baringstraat / High street between Fairbairn and Baring streets	5.26	5.26	0.74	6.00	0.00
c	Hoogstraat tussen Trappes- en Baringstraat / High street between Trappes and Baring streets	5.26	5.26	0.74	6.00	0.00
d	Hoogstraat tussen Fairbairn- en Riebeeckstraat / High street between Fairbairn and Riebeeck streets	5.26	5.26	0.74	6.00	0.00
e	Ander straat gebiede / Other street areas	5.26	5.26	0.74	6.00	0.00
Nota/Note	<i>First 30 Min free</i> <i>> 30 Min Max 1 Hour</i> (Sundays and Public Holidays Excluded)					
9.2	PADTEKENS / ROADSIGNS					
9.2.1	Aansoekfoeie - sluit van strate/Application Fees - closing of streets	131.58	140.35	19.65	160.00	6.67
a	Per teken per dag / Per sign per day					
b	Kerke en skole / Churches and schools	30.70	32.46	4.54	37.00	5.72
c	Ander instansies / Other institutions	179.82	192.98	27.02	220.00	7.32
	<i>Tekens moet by kantoor afgehaal en terugbesorg word //</i> <i>Signs must be collected and returned at office</i>					
9.3	SKUTGELDE / POUND FEES (per eenheid / per unit)					
9.3.1	Kruidenierswaentjies, Smous voorraad en mandjies Grocery trolleys, Hawker stock and baskets	192.98	206.14	28.86	235.00	6.82
9.3.2	Voertuie / Vehicles					
9.3.2.1	Insleep / Towing					
a	hoogstens / up to 3 500 kg				Cost + 10%	
b	meer as / more than 3 500 kg				Cost + 10%	
9.3.2.2	Stoorgelde per dag / Storage fees per day	421.05	447.37	62.63	510.00	6.25
9.5	STRAAT STAANPLEKKE / STREET STANDS					
9.5.1	Informeel handelaars / Informal traders <i>(Maandeliks vooruitbetaalbaar per standplaas // Payable in advance monthly per stand)</i>					
a	Inwoners	43.86	46.49	6.51	53.00	6.00
b	Nie-Inwoners	210.53	223.68	31.32	255.00	6.25
9.5.2	Laataand verkope / Late night shopping					
a	Inwoners	175.44	188.60	26.40	215.00	7.50
b	Nie-Inwoners	526.32	570.18	79.82	650.00	8.33
c	Kerke, Welsynorganisasies	52.63	57.02	7.98	65.00	8.34
Nota/Note	<i>Per aand/Per night</i>					
9.5.3	Spesiale geleenthede / Special events					
a	Inwoners	175.44	188.60	26.40	215.00	7.50
b	Nie-Inwoners	526.32	570.18	79.82	650.00	8.33
c	Kerke, Welsynorganisasies	52.63	57.02	7.98	65.00	8.34
Nota/Note	<i>Per dag/Per day</i>					

TARIEWE VIR DIE JAAR / TARIFFS FOR THE YEAR
1 JULIE 2016 TOT 30 JUNIE 2017 / 1 JULY 2016 TO 30 JUNE 2017

	BESKRYWING / DESCRIPTION	2015/2016 Exc. Vat R.cc	2016/2017 Exc. Vat R.cc	2016/2017 VAT R.cc	2016/2017 Incl. Vat R.cc	% change
9.6	OPTOGTE/MARCHES					
9.6.1	Aansoekfooie/Application Fees	131.58	140.35	19.65	160.00	6.67
9.6.2	Beamptes aan diens, per uur of gedeelte daarvan, ingesluit km gereis. Officials on duty, per hour or part thereof including km travelled.					
a	Offisier/Officer (Asst. Superintendent) (Normal Hours)	263.16	280.70	39.30	320.00	6.67
	Offisier/Officer (Asst. Superintendent) (After Normal hours)	NEW			Cost + 20%	
b	Patrollie Beampte/ Patrol Officer (Normal Hours)	210.53	223.68	31.32	255.00	6.25
	Patrollie Beampte/ Patrol Officer (After normal hours)	NEW			Cost + 20%	
c	Verkeersopsigter/Traffic Warden (Normal Hours)	131.58	140.35	19.65	160.00	6.67
	Verkeersopsigter/Traffic Warden (After normal hours)	NEW			Cost + 20%	
d	Hiring of road signs or equipment[per sign/equipment]	NEW	219.30	30.70	250.00	
e	Sport / Padwedlope / Fietsry - % Vermindering op tarief 9.6.2/ % Reduction on tariff 9.6.2			50.00%	50.00%	
Nota/Note	<i>Kerke, Geregistreerde Liefdadigheidsorganisasies, Nie winsgewende organisasies en Skole betaal nie die tariewe soos per 9.6.2 nie, slegs aansoekfooie soos per 9.6.1</i>					
9.7	EXEMPTION FROM PARKING PROVISIONS <i>Exemption certificate from parking provisions application[disable persons]</i>	NEW	175.44	24.56	200.00	
9.8	FOTOSTATE / PHOTOCOPIES					
NEW	A4 - Papier / Paper [per sheet/copy]	1.49	0.88	0.22	1.00	-41.13
9.9	Other income Duplicate of any other documentation not prescribed in Nat. Road Traffic Act.	NEW	17.54	2.46	20.00	

**TARIEWE VIR DIE JAAR / TARIFFS FOR THE YEAR
1 JULIE 2016 TOT 30 JUNIE 2017 / 1 JULY 2016 TO 30 JUNE 2017**

	BESKRYWING / DESCRIPTION	2015/2016 Exc. Vat R.cc	2016/2017 Exc. Vat R.cc	2016/2017 VAT R.cc	2016/2017 Incl. Vat R.cc	% change
10	SALE /HALLS					
10.1	STADSAAL / TOWN HALL					
10.1.1	DEPOSITO /DEPOSIT					
	Breekskade / Damages					
a	Algemeen	1700.00	1800.00		1 800.00	5.88
b	Besighede	4200.00	4450.00		4 450.00	5.95
c	Politieke en Publieke vergaderings / Political and Public meetings	3900.00	4130.00		4 130.00	5.90
Nota/Note	<i>Deposito betaalbaar by bespreking/Deposit payable at booking</i> Deposito's sluit nie BTW in					
10.2	HUURGELD / RENTAL FEE					
10.2.1	Algemeen/General	1 894.74	2 017.54	282.46	2 300.00	6.48
10.2.2	Welsyn + Jeug organisasie	605.26	640.35	89.65	730.00	5.80
10.2.3	Plaaslike Sportliggame	605.26	640.35	89.65	730.00	5.80
10.2.4	Plaaslike Kuns en Kultuur groepe	605.26	640.35	89.65	730.00	5.80
10.2.5	Skole	605.26	640.35	89.65	730.00	5.80
10.2.6	Kerklike Byeenkomste / Church Gatherings	837.72	877.19	122.81	1 000.00	4.71
10.2.7	Repetisies / Repetitions (slegs verhoog / stage only)	359.65	381.58	53.42	435.00	6.10
10.2.8	Repetisies / Repetitions (toeskouers / spectators)	473.68	500.00	70.00	570.00	5.56
10.2.9	Besighede	2 982.46	3 157.89	442.11	3 600.00	5.88
10.2.10	Politieke en Publieke vergaderings / Political and Public meetings	2 377.19	2 543.86	356.14	2 900.00	7.01
10.2.11	Verkiesings / Elections	3 543.86	3 754.39	525.61	4 280.00	5.94
10.2.12	Departementeel Raadsvergaderings/Departementele verbruik				Free	
10.3	DIVERSE GELDE/SUNDRY FEES					
a	Kombuis / Kitchen	771.93	815.79	114.21	930.00	5.68
b	Kroeg / Bar	526.32	561.40	78.60	640.00	6.67
c	Koffiekroeg / Coffee bar	359.65	381.58	53.42	435.00	6.10
d	Vleuelklavier / Grand Piano	526.32	561.40	78.60	640.00	6.67
e	Regop klavier / Piano	359.65	381.58	53.42	435.00	6.10
f	Luidsprekers / Loudspeakers	526.32	561.40	78.60	640.00	6.67
g	Raadsbesluit 655/91 gedateer 27 Augustus 1991: Dat 'n tarief per addisionele geleentheid vasgestel word ten opsigte van die gebruik op opeenvolgende geleenthede van die volgende diverse items in die Stadsaal: kombuis, kroeg, koffiekroeg, vleuelklavier, regop klavier, luidsprekers.	385.96	412.28	57.72	470.00	6.82

**TARIEWE VIR DIE JAAR / TARIFFS FOR THE YEAR
1 JULIE 2016 TOT 30 JUNIE 2017 / 1 JULY 2016 TO 30 JUNE 2017**

	BESKRYWING / DESCRIPTION	2015/2016 Exc. Vat R.cc	2016/2017 Exc. Vat R.cc	2016/2017 VAT R.cc	2016/2017 Incl. Vat R.cc	% change
10.4	SYSAAL VAN STADSAAL					
10.4.1	Word verhuur teen helfte van die huur van die stadsaaltarif, met uitsondering van kerk- en skoolbasaars wat 'n kwart van die huur van die stadsaaltarif sal wees. Die kroeg bly egter 'n apart verhuurde fasiliteit.					
10.5	GEMEENSKAPSALE / COMMUNITY HALLS					
	DE DOORNS, ZWELETEMBA, STEENVLIET, HEX VALLEY PEOPLES' CENTRE, VAN HUYSSSTEEN AVE, MUNISIPALE SPORTKLUB					
10.5.1	DEPOSITO / DEPOSIT					
	Breëskade / Damages					
a	Algemeen	500.00	526.32	73.68	600.00	5.26
b	Besighede	1 300.00	1 377.19	192.81	1 570.00	5.94
c	Politiese en Publieke vergaderings / Political and Public meetings	1 200.00	1 271.93	178.07	1 450.00	5.99
Nota/Note	<i>Deposito betaalbaar by bespreking/Deposit payable at booking</i>					
10.5.2	Algemeen/General	578.95	614.04	85.96	700.00	6.06
10.5.3	Welsyn + Jeug organisasie	175.44	188.60	26.40	215.00	7.50
10.5.4	Plaaslike Sportliggame	175.44	188.60	26.40	215.00	7.50
10.5.5	Plaaslike Kuns en Kultuur groepe	175.44	188.60	26.40	215.00	7.50
10.5.6	Skole	175.44	188.60	26.40	215.00	7.50
10.5.7	Kerklike Byeenkomste / Church Gatherings	236.84	254.39	35.61	290.00	7.41
10.5.8	Repetisies / Repetitions (slegs verhoog / stage only)	109.65	114.04	15.96	130.00	4.00
10.5.9	Repetisies / Repetitions (toeskouers / spectators)	144.74	153.51	21.49	175.00	6.06
10.5.10	Besighede	894.74	964.91	135.09	1 100.00	7.84
10.5.11	Politiese en Publieke vergaderings / Political and Public meetings	719.30	763.16	106.84	870.00	6.10
10.5.12	Verkiesings / Elections	1 078.95	1 140.35	159.65	1 300.00	5.69
10.5.13	Departementeel Raadsvergaderings				Free	
10.6.2	Gimnasium/Gymnasium					
a	Per dag/Per day	8.77	9.65	1.35	11.00	10.02
b	Per maand /Per month					
b.1	Kinders (Voltydse leerders en studente)	48.25	52.63	7.37	60.00	9.08
b.2	Volwassenes/Adults	96.49	105.26	14.74	120.00	9.09
	Meerdoelsentrums / Multi Purpose Centres					
10.7	UNOBUNTU					
10.7.1	Saal (per geleentheid/funksie) per dag / Hall (per occasion/function) per day					
a	Deposito, vooruitbetaalbaar, per geleentheid / Deposit, payable in advance, per function	250.00	263.16	36.84	300.00	5.26
b	Kulturele en ontspannings aktiwiteite / Cultural and entertainment activities	421.05	447.37	62.63	510.00	6.25
c	Kapasiteitsbou en Opvoedkundige programme / Capacity building and Educational programmes	315.79	333.33	46.67	380.00	5.56

**TARIEWE VIR DIE JAAR / TARIFFS FOR THE YEAR
1 JULIE 2016 TOT 30 JUNIE 2017 / 1 JULY 2016 TO 30 JUNE 2017**

	BESKRYWING / DESCRIPTION	2015/2016 Exc. Vat R.cc	2016/2017 Exc. Vat R.cc	2016/2017 VAT R.cc	2016/2017 Incl. Vat R.cc	% change
d	Konferensies en Seminare / Conferences and Seminars	421.05	447.37	62.63	510.00	6.25
e	Slegs "Wegbreek" kantoor/kamer / "Breakaway" office/room only	175.44	188.60	26.40	215.00	7.50
10.7.2	Kantore / Offices <i>(Tarief van toepassing op nuwe ooreenkomste gedurende finansiële jaar gesluit // Tariff applicable to new agreements entered into during the financial year)</i>					
a	Per vk meter per maand / Per sq meter per month		Market Related/Marlverwant			
10.7.3	Gimnasium Saal / Gymnasium Hall <i>(Tarief van toepassing op nuwe lede en hernuwing van lidmaatskap gedurende finansiële jaar // Tariff will apply to new members and renewals of existing members during the financial year)</i>					
a	Per dag/Per day	8.77	9.65	1.35	11.00	10.02
b	Per maand /Per month					
b.1	Kinders (Voltydse leerders en studente)	48.25	52.63	7.37	60.00	9.08
b.2	Volwassenes/Adults	96.49	105.26	14.74	120.00	9.09
10.7.4	Politieke- en Publieke vergaderings (enige saal) / Political and Public meetings (any hall)					
a	Deposito / Deposit	3 960.00	4 200.00		4 200.00	6.06
	Saalhuur / Rental of hall					
	Funksie / Function:					
b	Dag / Daytime	1 824.56	1 929.82	270.18	2 200.00	5.77
c	Aand / Evening	2 456.14	2 605.26	364.74	2 970.00	6.07
	Vorbereidingswerk / Preparation work					
d	Dag / Daytime	596.49	631.58	88.42	720.00	5.88
e	Aand / Evening	1 114.04	1 184.21	165.79	1 350.00	6.30
10.7.5	Departementeel Raadsvergaderings/Departementele verbruik				Free	
Nota/Note	<p>1. Geen deposito's word gevorder vir die huur van die Stadsaal deur owerheidsinstellings nie, op voorwaarde dat 'n skadeloos-stellingsooreenkoms gesluit word.</p> <p>2. Indien die besprekingsdatum van die Gemeenskapsaal of Burger-sentrum binne 30 agtereenvolgende dae vanaf die datum waarvoor die saal bespreek is verskuif, word dit hanteer op dieselfde manier as 'n kansellering van die datum.</p> <p>3. Indien 'n bespreking gekanseleer word, sal die volgende verhaal word: Kanselasie 31 dae of meer voor besprekingsdatum, 10 % van huurgeld, indien huurgeld nog nie betaal is nie, 20 % van deposito. Kanselasie 30 dae of minder voor besprekingsdatum, 60 % van huurgeld, indien huurgeld nog nie betaal is nie, volle van deposito.</p> <p>4. Raadsbesluit 655/91 gedateer 27 Augustus 1991: Dat 'n tarief per addisionele geleentheid vasgestel word ten opsigte van die gebruik op opeenvolgende geleenthede van die volgende diverse items in die Stadsaal: kombuis, kroeg, koffiekroeg, vleuelklavier, regop klavier, luidsprekers.</p>					
10.7.6	Raadsaal - Touwsrivier					
	Per geleentheid	New	219.30	30.70	250.00	

TARIEWE VIR DIE JAAR / TARIFFS FOR THE YEAR
1 JULIE 2016 TOT 30 JUNIE 2017 / 1 JULY 2016 TO 30 JUNE 2017

	BESKRYWING / DESCRIPTION	2015/2016 Exc. Vat R.cc	2016/2017 Exc. Vat R.cc	2016/2017 VAT R.cc	2016/2017 Incl. Vat R.cc	% change
11	BEHUISING / HOUSING					
11.1	HUUR / RENTAL					
	Raadseiendom/ Council Property Volgens die laaste markwaarde (Sluit in Eiendomsbelasting, Vullisverwydering en Riool) (Water en Elektrisiteit uitgesluit // Water and Electricity excluded)				+ 6%	
11.2	Ander Huureenhede (Ingesl. Behuisingskemas) / Other Rental Units (Incl. Housing Schemes)					
a	Twee-vertrek Woonstelle / Two-roomed Flats	197.37	210.53	29.47	240.00	6.67
b	Een Slaapkamer Huise / One Bedroom Houses	228.07	245.61	34.39	280.00	7.69
c	Twee Slaapkamer Huise / Two Bedroom Houses	315.79	337.72	47.28	385.00	6.94
d	Drie Slaapkamer Huise / Three Bedroom Houses	403.51	429.82	60.18	490.00	6.52
e	Meer as drie slaapkamers / More than three bedrooms (Eiendomsbelasting, Riool en Vullisverwydering ingesluit// Assessment Rates, Sewerage and Refuse Removal included)	614.04	657.89	92.11	750.00	7.14
11.2.1	KORTING / REBATE					
	Waar die totale huishoudelike inkomste per maand is: Where the total household revenue per month is:					
a	Pensionarisse/Pensioners//Ongeskik/Disability R 0 - R 4 500 (Government pension)(Pensioners 55 years and older)				100%	
b	Algemeen/General R 0 - R 4 500				100%	
11.3	HERSTELWERK BY MUNISIPALE WONINGS/HUUREENHEDE / MAINTENANCE AT MUNICIPAL DWELLINGS/RENTAL UNITS (streng vooruitbetaalbaar / strictly payable in advance)					
a	Per uitroep plus materiaal / Per call plus material	359.65	Scrap			
b	Ander items / Other items (elk / each):					
c	Muurprop / Plugs	179.82	Scrap			
d	Ligskakelaar / Light switch	171.05	Scrap			
e	Ligsok / Lamp holder	61.40	Scrap			
f	Ligskerm / Lamp shade	114.04	Scrap			
g	Toiletdeksel / Toilet lid	87.72	Scrap			
h	Toiletpan / Toilet pan	649.12	Scrap			

TARIEWE VIR DIE JAAR / TARIFFS FOR THE YEAR
1 JULIE 2016 TOT 30 JUNIE 2017 / 1 JULY 2016 TO 30 JUNE 2017

	BESKRYWING / DESCRIPTION	2015/2016 Exc. Vat R.cc	2016/2017 Exc. Vat R.cc	2016/2017 VAT R.cc	2016/2017 Incl. Vat R.cc	% change
12	PARKE EN ONTSPANNINGSTERREINE / PARKS AND RECREATIONAL AREAS					
12.1	SPREILIGTE / SPREAD LIGHTS <i>(Per aand per geleentheid // per evening per event)</i>					
a	Plaaslike organisasies / Local organisations Eenheidstarief / Unit tariff per 1.2.3.1					
b	Buite Instansies / Out-of-town Institutions	947.37	947.37	132.63	1 080.00	0.00
12.3	OPSIGTER / CARETAKER					
a	Toesig per geleentheid / Supervision per occasion	302.63	302.63	42.37	345.00	0.00
Nota/Note	<i>Betalings moet aan en by die Munisipaliteit gemaak word en nie aan die Opsigter nie // Payment to be made to and at the Municipality and not to the Caretaker.</i>					
Nota/Note	<i>Opsigter moet normale oortyd opgawe voltooi/Caretaker to complete overtime sheet. Korting van 80% sal toegestaan vir Skole, Kerke Nie winsgewende organisasies en Liefdadigheidsorganisasies</i>					
12.4	HUR VAN SPORTFASILITEITE / RENTAL OF SPORT FACILITIES					
12.4.1	Deposito / Deposit <i>(per geleentheid // per event)</i>					
	Breëskade / Damages					
a	Kafee / Café	630.00	670.00		670.00	6.35
b	Pawiljoensaal/Onthaal Lokaal	630.00	670.00		670.00	6.35
	Opruiming / Clearing					
c	Kafee / Café	570.00	610.00		610.00	7.02
d	Velde / Fields	1 700.00	1 800.00		1 800.00	5.88
e	Pawiljoensaal/Onthaal saal	60.00	65.00		65.00	8.33
12.4.2	Huurgeld / Rental fee <i>(per geleentheid // per event)</i>					
12.4.2.1	Bolandpark					
a	Algemeen / General	1 043.86	1 105.26	154.74	1 260.00	5.88
b	Atletiek / Athletics - met apparaat	1 561.40	1 657.89	232.11	1 890.00	6.18
c	Atletiek / Athletics - sonder apparaat	1 043.86	1 105.26	154.74	1 260.00	5.88
d	Krieket / Cricket	837.72	885.96	124.04	1 010.00	5.76
f	Netbal / Netball	315.79	333.33	46.67	380.00	5.56
g	Rugby	1 254.39	1 328.95	186.05	1 515.00	5.94
h	Sokker / Soccer	521.93	552.63	77.37	630.00	5.88
i	Pawiljoensaal / Pavillion hall	263.16	280.70	39.30	320.00	6.67
j	Krieketklubhuis	263.16	280.70	39.30	320.00	6.67
Nota/Note	<i>Pawiljoensaal, krieketklubhuis ingesluit by seisoengelde (12.5)</i>					
Nota/Note	<i>Korting van 50% vir Kerke, nie-winsgewende organisasie en Liefdadigheidsorganisasies vir algemene gebruik</i>					

TARIEWE VIR DIE JAAR / TARIFFS FOR THE YEAR
1 JULIE 2016 TOT 30 JUNIE 2017 / 1 JULY 2016 TO 30 JUNE 2017

	BESKRYWING / DESCRIPTION	2015/2016 Exc. Vat R.cc	2016/2017 Exc. Vat R.cc	2016/2017 VAT R.cc	2016/2017 Incl. Vat R.cc	% change
12.4.2.2	Alle ander Sport Stadions / All other Sport Stadiums					
a	Algemeen / General	1 043.86	1 105.26	154.74	1 260.00	5.88
d	Krieket / Cricket	837.72	885.96	124.04	1 010.00	5.76
f	Netbal / Netball	315.79	333.33	46.67	380.00	5.56
g	Rugby	1 043.86	1 105.26	154.74	1 260.00	5.88
h	Sokker / Soccer	521.93	552.63	77.37	630.00	5.88
i	Pawiljoensaal / Pavillion hall	263.16	280.70	39.30	320.00	6.67
k	Tennisklubhuis (Esselenpark)	263.16	280.70	39.30	320.00	6.67
Nota/Note	<i>Pawiljoensaal, tennisklubhuis ingesluit by seisoengelde (12.5)</i> Korting van 50% vir Kerke, Nie-winsgewende en Liefdadigheidsorganisasies vir algemene gebruik					
12.5	SEASON FEES					
12.5.1	RUGBY (February to October)					
12.5.1.1	Bolandpark					
	DEPOSITS					
a	Breëskade/Damages/Opruiming/Cleaning	1 600.00	1 700.00		1 700.00	6.25
b	HUURGELD / RENTAL FEE	4 175.44	4 429.82	620.18	5 050.00	6.09
12.5.1.2	Esselenpark					
	DEPOSITS					
a	Breëskade/Damages/Opruiming/Cleaning	1 600.00	1 700.00		1 700.00	6.25
b	HUURGELD / RENTAL FEE	3 877.19	4 105.26	574.74	4 680.00	5.88
12.5.1.3	Alle ander sport stadions					
	DEPOSITS					
a	Breëskade/Damages/Opruiming/Cleaning	1 600.00	1 700.00		1 700.00	6.25
b	HUURGELD / RENTAL FEE	1 298.25	1 377.19	192.81	1 570.00	6.08
Nota/Note	<i>Rugbyklubs wat nie seisoen tarief betaal nie, is tarief 12.4 van toepassing</i>					
12.5.2	SOCCER (January to December)					
12.5.2.1	Zwelethemba					
	DEPOSITS					
a	Breëskade/Damages/Opruiming/Cleaning	1 600.00	1 700.00		1 700.00	6.25
b	HUURGELD / RENTAL FEE	2 087.72	2 210.53	309.47	2 520.00	5.88
12.5.2.2	Esselenpark					
	DEPOSITS					
a	Breëskade/Damages/Opruiming/Cleaning	1 600.00	1 700.00		1 700.00	6.25
b	HUURGELD / RENTAL FEE	2 087.72	2 210.53	309.47	2 520.00	5.88
12.5.2.3	Alle ander sport stadions					
	DEPOSITS					
a	Breëskade/Damages/Opruiming/Cleaning	1 600.00	1 700.00		1 700.00	6.25
b	HUURGELD / RENTAL FEE	1 570.18	1 666.67	233.33	1 900.00	6.14
Nota/Note	<i>Sokkerklubs wat nie seisoengelde betaal nie, is tarief 12.4 van toepassing</i>					
12.5.3	CRICKET (October to March)					
12.5.3.1	Alle sport stadions					
	DEPOSITS					
a	Breëskade/Damages/Opruiming/Cleaning	1 600.00	1 700.00		1 700.00	6.25
b	HUURGELD / RENTAL FEE	2 087.72	2 210.53	309.47	2 520.00	5.88
Nota/Note	<i>Krieketklubs nie seisoengelde betaal nie, is tarief 12.4 van toepassing</i>					

TARIEWE VIR DIE JAAR / TARIFFS FOR THE YEAR
1 JULIE 2016 TOT 30 JUNIE 2017 / 1 JULY 2016 TO 30 JUNE 2017

	BESKRYWING / DESCRIPTION	2015/2016 Exc. Vat R.cc	2016/2017 Exc. Vat R.cc	2016/2017 VAT R.cc	2016/2017 Incl. Vat R.cc	% change
12.5.4	POOL					
a	Volgens markwaarde (Sluit in Eiendomsbelasting, Vullisverwydering en Riool) (Water en Elektrisiteit uitgesluit // Water and Electricity excluded)					
12.5.5	SKOLE/SCHOOLS (July - June)					
	Rugby, Cricket, Soccer, Netball					
	DEPOSITS					
a	Breëskade/Damages/Opruiming/Cleaning	1 600.00	1 700.00		1 700.00	6.25
b	HUURGELD / RENTAL FEE	1 298.25	1 377.19	192.81	1 570.00	6.08
c	Opsigtersfooi per wedstryd (NAWEKE/OPENBARE VAKANSIE DAE)	298.25	315.79	44.21	360.00	5.88
Nota/Note	No caretaker fees during weekdays					
12.5.6	SKOLE - PER GELEENTHEID					
12.5.6.1	Rugby					
12.5.6.1.1.	Bolandpark					
	DEPOSITS					
a	Breëskade/Damages/Opruiming/Cleaning	920.00	975.00		975.00	5.98
b	HUURGELD / RENTAL FEE (WEEKSDAE)	96.49	105.26	14.74	120.00	9.09
c	HUURGELD / RENTAL FEE (NAWEKE/OPENBARE VAKANSIE DAE)	228.07	241.23	33.77	275.00	5.77
d	Opsigtersfooi per wedstryd (NAWEKE/OPENBARE VAKANSIE DAE)	298.25	315.79	44.21	360.00	5.88
12.5.6.1.2	Alle ander sport stadions					
	DEPOSITS					
a	Breëskade/Damages/Opruiming/Cleaning	920.00	975.00		975.00	5.98
b	HUURGELD / RENTAL FEE (WEEKSDAE)	74.56	78.95	11.05	90.00	5.88
c	HUURGELD / RENTAL FEE (NAWEKE/OPENBARE VAKANSIE DAE)	192.98	201.75	28.25	230.00	4.55
d	Opsigtersfooi per wedstryd (NAWEKE/OPENBARE VAKANSIE DAE)	298.25	315.79	44.21	360.00	5.88
12.5.6.2	Soccer					
	Alle sport stadions					
	DEPOSITS					
a	Breëskade/Damages/Opruiming/Cleaning	920.00	975.00		975.00	5.98
b	HUURGELD / RENTAL FEE (WEEKSDAE)	74.56	78.95	11.05	90.00	5.88
c	HUURGELD / RENTAL FEE (NAWEKE/OPENBARE VAKANSIE DAE)	210.53	223.68	31.32	255.00	6.25
d	Opsigtersfooi per wedstryd (NAWEKE/OPENBARE VAKANSIE DAE)	298.25	315.79	44.21	360.00	5.88
12.5.6.3	Cricket					
	Alle sport stadions					
	DEPOSITS					
a	Breëskade/Damages/Opruiming/Cleaning	920.00	975.00		975.00	5.98
b	HUURGELD / RENTAL FEE (WEEKSDAE)	96.49	105.26	14.74	120.00	9.09
c	HUURGELD / RENTAL FEE (NAWEKE/OPENBARE VAKANSIE DAE)	210.53	223.68	31.32	255.00	6.25
d	Opsigtersfooi per wedstryd (NAWEKE/OPENBARE VAKANSIE DAE)	298.25	315.79	44.21	360.00	5.88
Nota/Note	Skole het keuse tussen tarief 12.5.5 of 12.5.6					
12.5.7	NETBALL (Season fees)					
	All Stadiums					
a	DEPOSIT	600.00	640.00		640.00	6.67
b	HUURGELS/ RENTAL FEE					
b1	Affiliated Clubs	421.05	447.37	62.63	480.00	6.25
b2	Non affiliated clubs/ Organisation	543.86	578.95	81.05	620.00	6.45
12.5.8	TENNIS (Season fees)					
	All Stadiums					
a	DEPOSIT	500.00	530.00		530.00	6.00
b	HUURGELS/ RENTAL FEE	666.67	710.53	99.47	760.00	6.58
c	Per day	131.58	140.35	19.65	150.00	6.67
d	Practices per day	78.95	83.33	11.67	90.00	5.55

TARIEWE VIR DIE JAAR / TARIFFS FOR THE YEAR
1 JULIE 2016 TOT 30 JUNIE 2017 / 1 JULY 2016 TO 30 JUNE 2017

	BESKRYWING / DESCRIPTION	2015/2016 Exc. Vat R.cc	2016/2017 Exc. Vat R.cc	2016/2017 VAT R.cc	2016/2017 Incl. Vat R.cc	% change
13	SWEMBADDENS / SWIMMING POOLS					
13.1	DE LA BATWEG / GREYSTRAAT / TOUWSRIVIER					
13.1.1	Toegangskartjies / Entrance tickets					
a	Kinders (Voltydse leerders en studente / Children , fulltime learners and students <i>(Per persoon. Studentekaart moet getoon word // Per person. Student card must be presented)</i>	5.26	6.14	0.86	7.00	16.74
b	Volwassenes/Adults	8.77	9.65	1.35	11.00	10.02
c	Skoolgroepe (minimum 20) per uur of gedeelte van 'n uur	52.63	57.02	7.98	65.00	8.34
Nota/Note	<i>Special sessions (Educational programmes- water safety, learn to swim) Sluit nie lyne in /Do not include lines</i>					
13.1.2	Seisoenkartjies					
a	Per persoon	219.30	232.46	32.54	265.00	6.00
b	Skoolkinders/pensionarisse	115.79	122.81	17.19	140.00	6.06
Nota/Note	<i>Uitgesluit Naweke & openbare vakansiedae</i>					
13.1.3.	Lyne/Lines					
	Per lyn per uur/Per line per hour <i>(06h00 - 07h00 // 18h00 - 20h00) Monday to Friday - Weekends//Public holidays excluded</i>	70.18	74.56	10.44	85.00	6.24
Nota/Note						
13.1.4	Instellings nie op wins bejag (naweke, openbare vakansiedae en skoolvakansies uitgesluit)					
a	Voldag	561.40	596.49	83.51	680.00	6.25
b	Halfdag (tot 13h00 of vanaf 14h00)	394.74	421.05	58.95	480.00	6.67
Nota/Note	<i>Ingesluit swemgalas</i>					
13.1.5	Buitensure per uur	289.47	307.02	42.98	350.00	6.06
13.1.6	Advertising Agencies// Film shoots//Businesses//Special events					
a	Per Dag/Per Day	4 824.56	5 263.16	736.84	6 000.00	9.09
b	Per Uur/Per Hour	745.61	877.19	122.81	1 000.00	17.65

TARIEWE VIR DIE JAAR / TARIFFS FOR THE YEAR
1 JULIE 2016 TOT 30 JUNIE 2017 / 1 JULY 2016 TO 30 JUNE 2017

	BESKRYWING / DESCRIPTION	2015/2016 Exc. Vat R.cc	2016/2017 Exc. Vat R.cc	2016/2017 VAT R.cc	2016/2017 Incl. Vat R.cc	% change
14	VAKANSIE-OORDE HOLIDAY RESORTS					
14.1	Deposito					
a	Nekkies Vakansieoord / Holiday resort	310.00	400.00		400.00	29.03
b	Meer Chalets	310.00	400.00		400.00	29.03
c	Kleinplasiae					
c1	Chalets	310.00	400.00		400.00	29.03
c2	Pietman Hugo saal	1 600.00	1 600.00		1 600.00	0.00
c3	Nyerheids saal	1 600.00	1 600.00		1 600.00	0.00
c4	Presidents saal	500.00	500.00		500.00	0.00
14.2	NEKKIES Vakansieoord / Holiday resort					
14.2.1	DAGBESOEKERS / DAY VISITORS <i>(Tye is tussen // Times are between:- 08h00 en 19h00)</i>					
14.2.1.1	Laag Seisoen / Low Season					
a	Voertuie elk / Vehicles each	14.04	14.91	2.09	17.00	6.21
b	Volwassenes per persoon / Adults per person	14.04	14.91	2.09	17.00	6.21
c	Kinders onder 6 jaar per kind / Children under 6 years per child	8.77	9.65	1.35	11.00	10.02
14.2.1.2	Hoog Seisoen / High season					
a	Voertuie elk / Vehicles each	14.91	15.79	2.21	18.00	5.90
b	Volwassenes per persoon / Adults per person	14.91	15.79	2.21	18.00	5.90
c	Kinders onder 6 jaar per kind / Children under 6 years per child	8.77	9.65	1.35	11.00	10.02
14.2.2	OORNAG AKKOMODASIE / OVERNIGHT ACCOMODATION					
	Laag Seisoen / Low Season					
14.2.2.1	4 Bed chalets					
a	Per chalet per nag (tot 4 persone) / Per chalet per night (up to 4 persons)	324.56	342.11	47.89	390.00	5.41
b	Addisioneel per persoon per nag: Maksimum 2 persone / Additional per person per night: Maximum 2 persons	43.86	Scrap			
c	Monthly Fee per chalet - up to 4 Persons	New	8 552.63	1 197.37	9 750.00	
d	BVM EMPLOYEES REBATE (Minus 25% of tariff 14.2.2.1)					
14.2.2.2	Tent chalets					
a	Per chalet per nag (maksimum 4 persone) Per chalet per night (maximum 4 persons)	149.12	157.89	22.11	180.00	5.88
b.	Additional persons / Per Person	New	35.09	4.91	40.00	
c	Monthly Fee per chalet - up to 4 Persons	New	5 780.70	809.30	6 590.00	
14.2.2.3	Karavane en tente / Caravans and tents					
	Met kragpunt / With power point					
a	Per perseel per nag (tot 4 persone) / Per stand per night (up to 4 persons)	140.35	149.12	20.88	170.00	6.25
b	Addisioneel per persoon per nag: Maksimum 2 persone / Additional per person per night: Maximum 2 persons	35.09	39.47	5.53	45.00	12.49
	Sonder kragpunt / Without power point					
c	Per perseel per nag (tot 4 persone) / Per stand per night (up to 4 persons)	131.58	140.35	19.65	160.00	6.67
d	Addisioneel per persoon per nag: Maksimum 2 persone / Additional per person per night: Maximum 2 persons	26.32	30.70	4.30	35.00	16.65
e	Monthly Fee per plot - up to 6 Persons	New	3 947.37	552.63	4 500.00	
	Hoog Seisoen / High Season					
14.2.2.4	4 Bed chalets					
a	Per chalet per nag (tot 4 persone) / Per chalet per night (up to 4 persons)	359.65	377.19	52.81	430.00	4.88
b	Addisioneel per persoon per nag: Maksimum 2 persone / Additional per person per night: Maximum 2 persons	70.18	Scrap			
c	Monthly Fee per chalets - up to 4 Persons	New	9 473.68	1 326.32	10 800.00	
14.2.2.5	Tent chalets					
a	Per chalet per nag (maksimum 4 persone) Per chalet per night (maximum 4 persons)	210.53	219.30	30.70	250.00	4.16
b.	Addisioneel per persoon per nag Additional per person per night: Maximum 2 persons	New	48.25	6.75	55.00	
c	Monthly Fee per chalets - up to 6 Persons	New	5 789.47	810.53	6 600.00	

TARIEWE VIR DIE JAAR / TARIFFS FOR THE YEAR
1 JULIE 2016 TOT 30 JUNIE 2017 / 1 JULY 2016 TO 30 JUNE 2017

	BESKRYWING / DESCRIPTION	2015/2016 Exc. Vat R.cc	2016/2017 Exc. Vat R.cc	2016/2017 VAT R.cc	2016/2017 Incl. Vat R.cc	% change
14.2.2.6	Karavane en tente / Caravans and tents					
	Met kragpunt / With power point					
a	Per perseel per nag (tot 4 persone) / Per stand per night (up to 4 persons)	166.67	175.44	24.56	200.00	5.26
b	Addisioneel per persoon per nag: Maksimum 2 persone / Additional per person per night: Maximum 2 persons	35.09	39.47	5.53	45.00	12.49
	Sonder kragpunt / Without power point					
c	Per perseel per nag (tot 4 persone) / Per stand per night (up to 4 persons)	140.35	149.12	20.88	170.00	6.25
d	Addisioneel per persoon per nag: Maksimum 2 persone / Additional per person per night: Maximum 2 persons	26.32	30.70	4.30	35.00	16.65
e	Monthly Fee per plot - up to 6 Persons	New	4 622.81	647.19	5 270.00	
14.3	MEER Chalets, Konferensiesentrum en Lapa / MEER Chalets, Conference centre and Lapa					
14.3.1	OORNAG AKKOMODASIE / OVERNIGHT ACCOMODATION					
	Laag Seisoen / Low Season					
14.3.1.1	Meer chalets					
a	Per chalet per nag (tot 2 persone) / Per chalet per night (up to 2 persons)	394.74	421.05	58.95	480.00	6.67
b	Per chalet per nag (tot 2 persone) / Pensioner rebate % (older than 60)				25.00%	
c	Per chalet per nag (tot 4 persone) / Per chalet per night (up to 4 persons)	500.00	535.09	74.91	610.00	7.02
d	Addisioneel per persoon per nag: Maksimum 2 persone / Additional per person per night: Maximum 2 persons	48.25	52.63	7.37	60.00	9.08
	Groep bespreking / Group booking: 7 - 12 chalets					
e	1 persoon per chalet / 1 person per chalet	486.84	Scrap			
f	1 persoon/kamer/persoon / 1 person/room/person	236.84	Scrap			
g	2 persone/kamer/persoon / 2 persons/room/person	135.96	Scrap			
	Groep bespreking: meer as 12 chalets / Group booking: more than 12 chalets					
h	1 persoon per chalet / 1 person per chalet	478.07	Scrap			
i	1 persoon/kamer/persoon / 1 person/room/person	236.84	Scrap			
j	2 persone/kamer/persoon / 2 persons/room/person	118.42	Scrap			
	Less: 12% if booking is made for 10 or more people.					
k	Monthly Fee per chalet - up to 6 People	9 754.39	8 771.93	1 228.07	10 000.00	-10.07
l	BVM EMPLOYEES REBATE (Minus 25% of tariff 14.3.1.1)					
Nota/Note	Excluding weekends with a public holiday on the Friday or Monday					
	Hoog Seisoen					
14.3.1.2	Meer chalets					
a	Per chalet per nag (tot 2 persone) / Per chalet per night (up to 2 persons)	482.46	517.54	72.46	590.00	7.27
b	Per chalet per nag (tot 2 persone) / Pensioner rebate % (older than 60)				10.00%	
c	Per chalet per nag (tot 4 persone) / Per chalet per night (up to 4 persons)	614.04	649.12	90.88	740.00	5.71
d	Addisioneel per persoon per nag: Maksimum 2 persone / Additional per person per night: Maximum 2 persons	61.40	65.79	9.21	75.00	7.15
	Groep bespreking / Group booking: 7 - 12 chalets per chalet					
e	1 persoon per chalet / 1 person per chalet	587.72	Scrap			
f	1 persoon/kamer/persoon / 1 person/room/person	289.47	Scrap			
g	2 persone/kamer/persoon / 2 persons/room/person	140.35	Scrap			
	Groep bespreking: meer as 12 chalets per chalet / Group booking: more than 12 chalets per chalet					
h	1 persoon per chalet / 1 person per chalet	543.86	Scrap			
i	1 persoon/kamer/persoon / 1 person/room/person	271.93	Scrap			
j	2 persone/kamer/persoon / 2 persons/room/person	135.96	Scrap			
k	Monthly Fee per chalet	14 631.58	13 157.89	1 842.11	15 000.00	-10.07

TARIEWE VIR DIE JAAR / TARIFFS FOR THE YEAR
1 JULIE 2016 TOT 30 JUNIE 2017 / 1 JULY 2016 TO 30 JUNE 2017

	BESKRYWING / DESCRIPTION	2015/2016 Exc. Vat R.cc	2016/2017 Exc. Vat R.cc	2016/2017 VAT R.cc	2016/2017 Incl. Vat R.cc	% change
14.4	KONFERENSIE SENTRUM / CONFERENCE CENTRE					
a	Tot en met 100 persone	1 087.72	1 157.89	162.11	1 320.00	6.45
b	Departementeel Werkswinkels/Raadsvergaderings/Vergaderings	421.05	438.60	61.40	500.00	4.17
14.5	LAPA					
a	Tot en met 100 persone	1 087.72	1 157.89	162.11	1 320.00	6.45
b	Departementeel Werkswinkels/Raadsvergaderings/Vergaderings	500.00	526.32	73.68	600.00	5.26
14.5.1	DEPOSITO					
	Beskadigings deposito	650.00	700.00		700.00	7.69
Nota/Note	<u>Hoog seisoen:</u> 1. Skoolvakansies, insluitende Paasvakansie, langnaweke // School holidays, including Easter Holiday, and long weekends					
Nota/Note	<u>Laag seisoen:</u> 1. Uitgeluit skoolvakansies, Paasvakansie, publieke vakansie dae en langnaweke // Excluding school holidays, Easter Holiday, public holidays and long weekends					
Nota/Note	Akkomodasie is beskikbaar vanaf 14h00 op die dag van aankoms tot 14h00 op die dag van vertrek // Accommodation is available from 14h00 of the day of arrival to 14h00 of the day of departure.					
Nota/Note	Die aantal persone per chalet sal streng gekontroleer word // The number of persons per chalet will be strictly controlled.					
Nota/Note	Ongelukkig word geen of troeteldiere in die oord of chalets toegelaat nie // Regrettably no animals are allowed in the resort or the chalets.					
14.6	KLEINPLASIE					
a	Chalets	587.72	482.46	67.54	550.00	-17.91
b	Pietman Hugo saal	1 894.74	2 017.54	282.46	2 300.00	6.48
c	Nyerheids saal	1 894.74	2 017.54	282.46	2 300.00	6.48
d	Presidents saal	307.02	614.04	85.96	700.00	100.00

PS. Minimum 2 nights stay over weekends required; a further minimum may apply to certain holidays.
Check-in is after 2pm, departure by 10am. No pets allowed. No loud music at all times. No noise after 11pm.
The number of persons per chalet will be strictly controlled. Day visitors and visitors will not be allowed in the resort.
Please leave the unit in a similar condition as you have found it. An extra cleaning fee will be levied for units left in a dirty state.
Keep the unit neat at all times.

Please note:

Cancellation 1 month prior to arrival, 20% of the deposit is withheld.

Cancellation 2 weeks prior to arrival, 60% of the deposit is withheld.

NO REFUND ON 7 DAYS OR LESS.

Credit card Facilities are available. Minimum R100 expenditure

222

BY MAKING A PAYMENT YOU ARE ACCEPTING THE CONDITIONS AND CANCELLATION POLICY OF THE BREEDE VALLEY MUNICIPALITY. PATRONS ARE EXPECTED TO ABIDE BY THE RULES AND REGULATIONS OF THE RESORT.

TARIEWE VIR DIE JAAR / TARIFFS FOR THE YEAR
1 JULIE 2016 TOT 30 JUNIE 2017 / 1 JULY 2016 TO 30 JUNE 2017

	BESKRYWING / DESCRIPTION	2015/2016 Exc. Vat R.cc	2016/2017 Exc. Vat R.cc	2016/2017 VAT R.cc	2016/2017 Incl. Vat R.cc	% change
15	MISCELLANEOUS					
15.1	ADMINISTRASIEKOSTE / ADMINISTRATION FEE					
a	Verkoop van erwe / Selling of stands	298.25	315.79	44.21	360.00	5.88
b	Beneficiaries of Indigent subsidy and tenant of scheme housing				Free	
c	Terugneem van erwe / Stands returned: Persentasie van Verkoopsprys / Percentage of selling price				5.00%	
15.2	FOTOSTATE / PHOTOCOPIES					
a	A4 - Papier / Paper (een kant / one side)	5.26	5.57	0.78	6.35	5.90
b	A4 - Papier / Paper (beide kante / both sides)	8.77	9.30	1.30	10.60	6.02
c	A3 - Papier / Paper (per kant / side)	10.53	11.14	1.56	12.70	5.80
15.3	FAKSIMILEE / FAXIMILEE					
a	Stuur per bladsy / Send per page	22.81	24.21	3.39	27.60	6.14
b	Ontvang per bladsy / Receive per page	20.18	21.40	3.00	24.40	6.06
15.4	PLAKKATE/POSTERS					
15.4.1	Deposito/Deposit					
a	Political party	5 000.00	2 000.00		2 000.00	-60.00
b	Non Profit organisations	500.00	500.00		500.00	0.00
c	Organisations for profit	8 000.00	2 000.00		2 000.00	-75.00
d	Government and Chapter 9 Institutions (IEC,etc)		Free		Free	
Nota/Note	<i>Return of deposit is subject to: 1. Any damage to council property being deducted first; 2. The posters being removed on or before the due date;</i>					
15.4.2	Koste/ Fee					
a	Political party	2 192.98	877.19	122.81	1 000.00	-60.00
b	Non Profit organisations	175.44	175.44	24.56	200.00	0.00
c	Organisations for profit	2 631.58	877.19	122.81	1 000.00	-66.67
d	Government and Chapter 9 Institutions (IEC,etc)		Free		Free	
Nota/Note	<i>The fee is subject to: 1. A maximum of 50 posters per application; and 2. Additional posters @ R50.00 per poster.</i>					
15.5	SKUT TARIEWE / POUND FEES					
15.5.1	Vergoeding/Compensation					
a	Vir al die diere wat na die skut gebring word, hetsy een of meer, per kilometer of 'n gedeelte van 'n kilometer / For all animals delivered to the pound, whether one or more, per kilometre or portion of a kilometre:	25.82	27.37	3.83	31.20	6.00
b	met 'n minimum	228.07	242.11	33.89	276.00	6.15
15.5.2	Skutgelde/Pounding fees					
a	Perde, beeste, volstruise en varke elk / Horses, cattle, ostriches and pigs each	385.96	412.28	57.72	470.00	6.82
b	Bokke, donkies en skape elk / Goats, donkeys and sheep each	192.98	206.14	28.86	235.00	6.82

TARIEWE VIR DIE JAAR / TARIFFS FOR THE YEAR
1 JULIE 2016 TOT 30 JUNIE 2017 / 1 JULY 2016 TO 30 JUNE 2017

	BESKRYWING / DESCRIPTION	2015/2016 Exc. Vat R.cc	2016/2017 Exc. Vat R.cc	2016/2017 VAT R.cc	2016/2017 Incl. Vat R.cc	% change
15.5.3	Onderhoudsgelde/Sustenance Fees					
a	Alle diere per dag tot met verskyning van advertensie / All animals per day until appearance of advertisement	39.47	43.86	6.14	50.00	11.12
b	Vanaf dag van verskyning van advertensie / From day of appearance of advertisement (<i>elk per dag // each per day</i>)					
b.1	Perde, beeste, donkies en varke / Horses, cattle, donkeys and pigs	197.37	210.53	29.47	240.00	6.67
b.2	Bokke en skape / Goats and sheep	144.74	153.51	21.49	175.00	6.06
b.3	Volstruise per stuk per dag / Ostriches per unit per day	105.26	114.04	15.96	130.00	8.34
15.5.4	Afsonderlike skutting/Seperately impounded (<i>elk per dag // each per day</i>)					
a	Hings / Stallion	701.75	745.61	104.39	850.00	6.25
b	Volstruis / Ostrich	197.37	210.53	29.47	240.00	6.67
c	Bul / Bull	859.65	912.28	127.72	1 040.00	6.12
d	Varkbeer / Pig boar	517.54	548.25	76.75	625.00	5.93
e	Enige ander dier / Any other animal	298.25	315.79	44.21	360.00	5.88
15.5.5	Betreding/Oortreding (<i>elk per dag // each per day</i>)					
a	Beboude grond / Cultivated Land					
a.1	Perde, beeste, volstruise, donkies en varke / Horses, cattle, ostriches, donkeys and pigs	438.60	464.91	65.09	530.00	6.00
a.2	Bokke en skape / Goats and sheep	228.07	241.23	33.77	275.00	5.77
b	Onbeboude grond / Uncultivated Land					
b.1	Perde, beeste, volstruise, donkies en varke / Horses, cattle, ostriches, donkeys and pigs	350.88	372.81	52.19	425.00	6.25
b.2	Bokke en skape / Goats and sheep	175.44	188.60	26.40	215.00	7.50
Nota/Note	<i>Die boete(s) is betaalbaar deur die eienaar van die diere/voëls // The penalties are payable by the owner of the animals/birds</i>					
15.6	BEGRAWE VAN DIERE OP DIE MEENT / BURIAL OF ANIMALS ON COMMONAGE					
a	Kleiner diere / Smaller animals	258.77	276.32	38.68	315.00	6.78
b	Groot vee / Bigger animals	596.49	631.58	88.42	720.00	5.88
15.7	MOTORINGANGE					
a	Afstand tot / Distance to:- 1 meter	785.09	833.33	116.67	950.00	6.14
b	>1 - 2 meter	1 434.21	1 622.81	227.19	1 850.00	13.15
c	>2 - 3 meter	1 986.84	2 368.42	331.58	2 700.00	19.21
d	>3 - 4 meter	2 657.89	3 070.18	429.82	3 500.00	15.51
e	>4 meter (per meter)	666.67	701.75	98.25	800.00	5.26
f	Minimum		Scrap			
15.8	MOTORBRUGGIES					
a	Afstand tot / Distance to:- 1,2 meter	1 065.79	1 052.63	147.37	1 200.00	-1.23
b	>1,2 - 2,4 meter	1 964.91	2 061.40	288.60	2 350.00	4.91
c	>2,4 - 3,6 meter	2 872.81	3 026.32	423.68	3 450.00	5.34
d	>3,6 - 4,8 meter	3 684.21	3 947.37	552.63	4 500.00	7.14
e	>4,8 meter (per meter)	921.05	877.19	122.81	1 000.00	-4.76
f	Minimum		Scrap			

TARIEWE VIR DIE JAAR / TARIFFS FOR THE YEAR
1 JULIE 2016 TOT 30 JUNIE 2017 / 1 JULY 2016 TO 30 JUNE 2017

	BESKRYWING / DESCRIPTION	2015/2016 Exc. Vat R.cc	2016/2017 Exc. Vat R.cc	2016/2017 VAT R.cc	2016/2017 Incl. Vat R.cc	% change
15.9	PES BESTRYDING / PEST CONTROL					
	Bespuiting van woonhuise / Spraying of dwellings:					
a	Nie meer as 2 slaapkamers / Not more than 2 bedrooms	127.19	135.96	19.04	155.00	6.90
b	Drie slaapkamers / Three bedrooms	201.75	219.30	30.70	250.00	8.70
c	Meer as 3 slaapkamers / More than 3 bedrooms	289.47	307.02	42.98	350.00	6.06
15.10	WEIDING / GRAZING					
a	Rioollande per dier per week / Sewer land per animal per week	11.49	12.28	1.72	14.00	6.88
15.11	OORSKRYDING / ENCROACHMENT					
	<i>Gardening and/or security purposes per annum</i>					
a	< 100m ²	333.33	350.88	49.12	400.00	5.26
b	>100 m ² <200m ²	666.67	706.14	98.86	805.00	5.92
c	>200 m ² <300m ²	1 000.00	1 061.40	148.60	1 210.00	6.14
d	>300 m ² <400m ²	1 333.33	1 412.28	197.72	1 610.00	5.92
e	>400 m ² <500m ²	1 666.67	1 767.54	247.46	2 015.00	6.05
f	>500 m ²	2 000.00	2 122.81	297.19	2 420.00	6.14
15.12	Skoonmaak van erwe				Cost + 10%	
15.13	TARIFFS NOT CONTAINED IN THE APPROVED TARIFF LIST MAY BE DETERMINED BY THE RELEVANT DIRECTOR IN CONJUNCTION WITH THE MUNICIPAL MANAGER					

TARIEWE VIR DIE JAAR / TARIFFS FOR THE YEAR
1 JULIE 2016 TOT 30 JUNIE 2017 / 1 JULY 2016 TO 30 JUNE 2017

	BESKRYWING / DESCRIPTION	2015/2016 Exc. Vat R.cc	2016/2017 Exc. Vat R.cc	2016/2017 VAT R.cc	2016/2017 Incl. Vat R.cc	% change
16	BOUBEHEER / BUILDING CONTROL					
16.1	DEPOSITO / DEPOSIT					
a	Beskadiging / Damages	2 680.00	2 850.00		2 850.00	6.34
16.2	BOUPLANGELDE / BUILDING PLAN FEES					
16.2.1	Minimum	421.05	447.37	62.63	510.00	6.25
16.2.2	Gelde per vk meter / Fees per sq metre:					
a	Woonhuise en woonareas / Dwellings and living areas	13.24	14.04	1.96	16.00	6.01
b	Motorhuise, skadunette en afdakke / Garages, shade netting and carports	13.24	14.04	1.96	16.00	6.01
c	Buitegeboue / Outbuildings	13.24	14.04	1.96	16.00	6.01
d	Stoepe / Verandas	13.24	14.04	1.96	16.00	6.01
e	Addisionele Wooneenhede / Additional Living units	13.24	14.04	1.96	16.00	6.01
f	Woonstelle en maisonettes / Flats and maisonettes	13.24	14.04	1.96	16.00	6.01
g	Landelike gebiede / Rural areas	13.24	14.04	1.96	16.00	6.01
h	Skole en kerke / Schools and churches	13.24	14.04	1.96	16.00	6.01
i	Winkels en sakegeboue / Shops and business buildings	14.29	15.15	2.12	17.27	6.00
j	Institusioneel (uitgesluit 16.2.2.h) / Institutional (excluding 16.2.2.h)	14.29	15.15	2.12	17.27	6.00
k	Industriële (Nywerheids) oppervlakte / Industrial areas	14.29	15.15	2.12	17.27	6.00
l	Pakstore en store / Packing stores and stores	14.29	15.15	2.12	17.27	6.00
m	Fabrieke / Factories	14.29	15.15	2.12	17.27	6.00
n	a tot n beperk tot maksimum van	17 736.84	18 859.65	2 640.35	21 500.00	6.33
16.2.3	Ander strukture / Other structures:					
a	Swembad / Swimming bath	421.05	447.37	62.63	510.00	6.25
b	Veranderings en omskeppings / Changes and conversions	421.05	447.37	62.63	510.00	6.25
16.2.4	Hernuwing of wysiging / Renewal or modification:					
	% van oorspronklike aansoek / % of original application				40.00%	
	met minimum van / with minimum of	421.05	447.37	62.63	510.00	6.25
16.2.5	Aparte rioolplan / Separate sewer plan	421.05	447.37	62.63	510.00	6.25
16.3	DIVERSE GELDE / SUNDRY FEES					
a	Afdrukke, uitneem en inligting van bouplanne (per erf) / Copies, lending and information of building plans (per erf)	135.96	144.74	20.26	165.00	6.46
Nota/Note	<i>Geen telefoniese inligting -- sien fooie vir verskaffing van inligting: item 3</i> <i>No telephonical information -- see provision of information fee: item 3</i>					
16.4	KANSELLERING VAN BOUPLANNE/BUILDING PLANS CANCELLED/WITHDRAWN					
	Indien die bouplanne gekanseleer of onttrek word, voor sirkulasie moet 10% persent van die bouplangelde om administratiewe koste te dek, terug gehou word, met minimum van:					
a		127.19	135.96	19.04	155.00	6.90
b	If building plans are cancelled or withdrawn, prior to circulation 10% of the buildingplan fees must be held back to cover administration cost, with a minimum of:	127.19	135.96	19.04	155.00	6.90
16.5	DORPSBEPLANNING					
16.5.1	PRINTING AND PROVISION OF DATA					
16.5.1.1	Black and White Prints					
a	A4	21.93	26.32	3.68	30.00	20.00
b	A3	30.70	35.09	4.91	40.00	14.29
c	A2	57.02	61.40	8.60	70.00	7.69
d	A1	96.49	105.26	14.74	120.00	9.09
e	A0	206.14	219.30	30.70	250.00	6.38

TARIEWE VIR DIE JAAR / TARIFFS FOR THE YEAR
1 JULIE 2016 TOT 30 JUNIE 2017 / 1 JULY 2016 TO 30 JUNE 2017

	BESKRYWING / DESCRIPTION	2015/2016 Exc. Vat R.cc	2016/2017 Exc. Vat R.cc	2016/2017 VAT R.cc	2016/2017 Incl. Vat R.cc	% change
16.5.1.2	Color Prints					
a	A4	35.09	39.47	5.53	45.00	12.49
b	A3	65.79	70.18	9.82	80.00	6.67
	A2	105.26	114.04	15.96	130.00	8.34
	A1	192.98	206.14	28.86	235.00	6.82
	A0	280.70	298.25	41.75	340.00	6.25
16.5.1.5	Supply of Data					
a	Client provides DVD				Free	
b	BVM provides DVD	74.56	78.95	11.05	90.00	5.88
16.5.2	DIVERSE GELDE / SUNDRY FEES					
a	Hersonering / Rezoning	1 171.05	1 245.61	174.39	1 420.00	6.37
b	Onderverdeling / Sub-division	1 140.35	1 210.53	169.47	1 380.00	6.15
c	Uitwys van erfgrense en boulyne / Showing of erf boundaries and building lines	473.68	504.39	70.61	575.00	6.48
d	Advertensietekens per teken / Advertisement signs per sign	421.05	447.37	62.63	510.00	6.25
e	Cosolidation of Land	New	526.32	73.68	600.00	
f	Ammendement/Removal/suspension of restrictive conditions - Land unit	New	1 171.05	163.95	1 335.00	
g	Ammendement/Removal/suspension of restrictive conditions - Existing Approval	New	438.60	61.40	500.00	
h	Extension of validity period of an approval	New	438.60	61.40	500.00	
i	Determination of a zoning	New	263.16	36.84	300.00	
16.5.3	AFWYKINGSGEBRUIK, VERGUNNINGSBEBRUIK EN BOULYNOORSKREIDING / DEPARTURE USAGE, CONSENT USE AND BUILDING LINE ENCROACHMENT					
a	Erwe kleiner as 500 m ² / Erven smaller than 500 m ²	236.84	254.39	35.61	290.00	7.41
b	Erwe van 500 m ² tot 750 m ² / Erven of 500 m ² to 750 m ²	447.37	473.68	66.32	540.00	5.88
c	Erwe groter as 750 m ² / Erven larger than 750 m ²	833.33	885.96	124.04	1 010.00	6.32

TARIEWE VIR DIE JAAR / TARIFFS FOR THE YEAR
1 JULIE 2016 TOT 30 JUNIE 2017 / 1 JULY 2016 TO 30 JUNE 2017

	BESKRYWING / DESCRIPTION	2015/2016 Exc. Vat R.cc	2016/2017 Exc. Vat R.cc	2016/2017 VAT R.cc	2016/2017 Incl. Vat R.cc	% change
17	BEGRAAFPLAAS / CEMETERY FEES					
17.1	Worcester					
17.1.1	A - Blok - Grafsteen/Tombstone					
17.1.1.1	Enkelperseel Volwasseenes en kinders bo 10 jaar / Adults and children over 10 years					
a	Perseel,Grawe en Uitbou	3 008.92	3 157.89	442.11	3 600.00	4.95
b	Toemaak(Opsioneel)	477.00	263.16	36.84	300.00	-44.83
17.1.1.2	Dubbeldieperseel / Dual deep plot: Kinders en volwasseenes / Children and Adults					
a	Perseel,Grawe en Uitbou	3 882.95	4 122.81	577.19	4 700.00	6.18
b	Toemaak(Opsioneel)	570.92	394.74	55.26	450.00	-30.86
Nota/Note	<i>Aansoeker voorsien self grafsteen - permit word vereis Permit word vereis vir tweede gebruik van graf</i>					
17.1.2	B - Blok (Kopsteen) - Memorial					
17.1.2.1	Volwasseenes en kinders bo 10 jaar / Adults and children over 10 years					
a	Perseel,Grawe en Kopsteen	1 590.00	1 666.67	233.33	1 900.00	4.82
b	Toemaak(Opsioneel)	447.25	263.16	36.84	300.00	-41.16
Nota/Note	<i>Slegs standaard kopsteen soos verskaf deur munisipaliteit en gras bedekking word toegelaat.</i>					
17.1.3	C - Blok (Kruise) - Traditional					
17.1.3.1.	Volwasseenes en kinders bo 10 jaar / Adults and children over 10 years					
a	Perseel en Grawe	943.86	1 008.77	141.23	1 150.00	6.88
b	Toemaak(Opsioneel)	447.37	263.16	36.84	300.00	-41.18
Nota/Note	<i>Slegs standaard kruis soos verskaf deur munisipaliteit en gras bedekking word toegelaat.</i>					
17.1.4	D - Blok - Child					
	Kinders tot en met 10 jaar oud Children 10 years old and less					
17.1.4.1	Grafsteen					
a	Perseel,Grawe en Uitbou	1 789.47	1 885.96	264.04	2 150.00	5.39
b	Toemaak(Opsioneel)	377.19	263.16	36.84	300.00	-30.23
Nota/Note	<i>Aansoeker voorsien self grafsteen - permit word vereis</i>					
17.1.4.2	Kruise					
a	Perseel en Grawe	614.04	657.89	92.11	750.00	7.14
b	Toemaak(Opsioneel)	377.19	263.16	36.84	300.00	-30.23
Nota/Note	<i>Slegs standaard kruis soos verskaf deur munisipaliteit en gras bedekking word toegelaat.</i>					

TARIEWE VIR DIE JAAR / TARIFFS FOR THE YEAR
1 JULIE 2016 TOT 30 JUNIE 2017 / 1 JULY 2016 TO 30 JUNE 2017

	BESKRYWING / DESCRIPTION	2015/2016 Exc. Vat R.cc	2016/2017 Exc. Vat R.cc	2016/2017 VAT R.cc	2016/2017 Incl. Vat R.cc	% change
17.2	Hartebeesrivier Begraafplaas (Armlastiges/Pauper)					
17.2.1	Kinders 10 jaar en jonger/Children 10 years and younger					
a	Perseel, Grawe en Toemaak	298.25	271.93	38.07	310.00	-8.82
	<i>Nota/Note</i> <i>Slegs enkelperseel</i>					
17.2.2	Volwassenes en kinders bo 10 jaar / Adults and children over 10 years					
a	Perseel,Grawe en Toemaak	421.05	333.33	46.67	380.00	-20.83
	<i>Nota/Note</i> <i>Slegs enkelperseel</i>					
17.2	Rawsonville					
	Enkelperseel / Single lot:					
17.2.1	Kinders tot en met 10 jaar oud / Children 10 years old and less					
a	Perseel	298.25	219.30	30.70	250.00	-26.47
b	Grawe	521.93	394.74	55.26	450.00	-24.37
c	Toemaak (Week)	210.53	263.16	36.84	300.00	25.00
d	Toemaak (Naweke en openbare vakansiedae)	434.21	526.32	73.68	600.00	21.21
e	Uitbou	5 131.58	2 368.42	331.58	2 700.00	-53.85
17.2.2	Volwassenes en kinders bo 10 jaar / Adults and children over 10 years					
a	Perseel	622.81	263.16	36.84	300.00	-57.75
b	Grawe	811.40	526.32	73.68	600.00	-35.13
c	Toemaak (Week)	280.70	263.16	36.84	300.00	-6.25
d	Toemaak (Naweke en openbare vakansiedae)	521.93	526.32	73.68	600.00	0.84
e	Uitbou	5 131.58	2 368.42	331.58	2 700.00	-53.85
17.2.3	Armlastiges - Kinders tot en met 10 jaar oud / Pauper - Children 10 years old and less					
a	Perseel	109.65	Scrap			
b	Grawe	109.65	Scrap			
c	Toemaak (Week)	39.47	Scrap			
d	Toemaak (Naweke en openbare vakansiedae)	61.40	Scrap			
17.2.4	Armlastiges - Volwassenes en kinders bo 10 jaar / Pauper - Adults and children over 10 years					
a	Perseel	127.19	Scrap			
b	Grawe	127.19	Scrap			
c	Toemaak (Week)	61.40	Scrap			
d	Toemaak (Naweke en openbare vakansiedae)	127.19	Scrap			

TARIEWE VIR DIE JAAR / TARIFFS FOR THE YEAR
1 JULIE 2016 TOT 30 JUNIE 2017 / 1 JULY 2016 TO 30 JUNE 2017

	BESKRYWING / DESCRIPTION	2015/2016 Exc. Vat R.cc	2016/2017 Exc. Vat R.cc	2016/2017 VAT R.cc	2016/2017 Incl. Vat R.cc	% change
17.3	De Doorns, Sandhill, Touwsrivier, Aan De Doorns/ De Wet					
	Enkelperseel / Single lot:					
17.3.1	Kinders tot en met 10 jaar oud / Children 10 years old and less					
a	Perseel	250.00	219.30	30.70	250.00	-12.28
b	Grawe	456.14	394.74	55.26	450.00	-13.46
c	Toemaak (Week)	179.82	263.16	36.84	300.00	46.35
d	Toemaak (Naweke en openbare vakansiedae)	434.21	526.32	73.68	600.00	21.21
e	Uitbou	5 131.58	2 368.42	331.58	2 700.00	-53.85
17.3.2	Volwassenes en kinders bo 10 jaar / Adults and children over 10 years					
a	Perseel	421.05	263.16	36.84	300.00	-37.50
b	Grawe	714.91	526.32	73.68	600.00	-26.38
c	Toemaak (Week)	280.70	263.16	36.84	300.00	-6.25
d	Toemaak (Naweke en openbare vakansiedae)	521.93	526.32	73.68	600.00	0.84
e	Uitbou	5 131.58	2 368.42	331.58	2 700.00	-53.85
17.3.3	Armlastiges - Kinders tot en met 10 jaar oud / Pauper - Children 10 years old and less					
a	Perseel	109.65	Scrap			
b	Grawe	109.65	Scrap			
c	Toemaak (Week)	39.47	Scrap			
d	Toemaak (Naweke en openbare vakansiedae)	61.40	Scrap			
17.3.4	Armlastiges - Volwassenes en kinders bo 10 jaar / Pauper - Adults and children over 10 years					
a	Perseel	127.19	Scrap			
b	Grawe	127.19	Scrap			
c	Toemaak (Week)	61.40	Scrap			
d	Toemaak (Naweke en openbare vakansiedae)	127.19	Scrap			
17.3.5	Dubbeldiep Perseel Kinders en Volwassenes					
a	Perseel	543.86	Scrap			
b	Grawe	929.82	Scrap			
c	Toemaak (Week)	298.25	Scrap			
d	Toemaak (Naweke en openbare vakansiedae)	622.81	Scrap			

TARIEWE VIR DIE JAAR / TARIFFS FOR THE YEAR
1 JULIE 2016 TOT 30 JUNIE 2017 / 1 JULY 2016 TO 30 JUNE 2017

	BESKRYWING / DESCRIPTION	2015/2016 Exc. Vat R.cc	2016/2017 Exc. Vat R.cc	2016/2017 VAT R.cc	2016/2017 Incl. Vat R.cc	% change
17.4	Stenvliet					
	Enkelperseel / Single lot:					
17.4.1	Kinders tot en met 10 jaar oud / Children 10 years old and less					
a	Perseel	171.05	219.30	30.70	250.00	28.21
b	Grawe	390.35	394.74	55.26	450.00	1.12
c	Toemaak (Week)	149.12	263.16	36.84	300.00	76.47
d	Toemaak (Naweke en openbare vakansiedae)	434.21	526.32	73.68	600.00	21.21
e	Uitbou	4 964.91	2 368.42	331.58	2 700.00	-52.30
17.4.2	Volwassenes en kinders bo 10 jaar / Adults and children over 10 years					
a	Perseel	250.00	263.16	36.84	300.00	5.26
b	Grawe	526.32	526.32	73.68	600.00	0.00
c	Toemaak (Week)	210.53	263.16	36.84	300.00	25.00
d	Toemaak (Naweke en openbare vakansiedae)	521.93	526.32	73.68	600.00	0.84
e	Uitbou	4 964.91	2 368.42	331.58	2 700.00	-52.30
17.4.3	Armlastiges - Kinders tot en met 10 jaar oud / Pauper - Children 10 years old and less					
a	Perseel	109.65	Scrap			
b	Grawe	109.65	Scrap			
c	Toemaak (Week)	39.47	Scrap			
d	Toemaak (Naweke en openbare vakansiedae)	61.40	Scrap			
17.4.4	Armlastiges - Volwassenes en kinders bo 10 jaar / Pauper - Adults and children over 10 years					
a	Perseel	127.19	Scrap			
b	Grawe	127.19	Scrap			
c	Toemaak (Week)	61.40	Scrap			
d	Toemaak (Naweke en openbare vakansiedae)	127.19	Scrap			
17.4.5	Dubbeldiepe Perseel Kinders en Volwassenes					
a	Perseel	328.95	Scrap			
b	Grawe	815.79	Scrap			
c	Toemaak (Week)	236.84	Scrap			
d	Toemaak (Naweke en openbare vakansiedae)	622.81	Scrap			

TARIEWE VIR DIE JAAR / TARIFFS FOR THE YEAR
1 JULIE 2016 TOT 30 JUNIE 2017 / 1 JULY 2016 TO 30 JUNE 2017

	BESKRYWING / DESCRIPTION	2015/2016 Exc. Vat R.cc	2016/2017 Exc. Vat R.cc	2016/2017 VAT R.cc	2016/2017 Incl. Vat R.cc	% change
17.5	Zwelethemba					
	Enkelperseel / Single lot:					
17.5.1	Kinders tot en met 10 jaar oud / Children 10 years old and less					
a	Perseel	210.53	219.30	30.70	250.00	4.16
b	Grawe	438.60	394.74	55.26	450.00	-10.00
c	Toemaak (Week)	171.05	263.16	36.84	300.00	53.85
d	Toemaak (Naweke en openbare vakansiedae)	434.21	526.32	73.68	600.00	21.21
e	Uitbou	5 131.58	2 368.42	331.58	2 700.00	-53.85
17.5.2	Volwassenes en kinders bo 10 jaar / Adults and children over 10 years					
a	Perseel	328.95	263.16	36.84	300.00	-20.00
b	Grawe	627.19	526.32	73.68	600.00	-16.08
c	Toemaak (Week)	236.84	263.16	36.84	300.00	11.11
d	Toemaak (Naweke en openbare vakansiedae)	521.93	526.32	73.68	600.00	0.84
e	Uitbou	5 131.58	2 368.42	331.58	2 700.00	-53.85
17.5.3	Armlastiges - Kinders tot en met 10 jaar oud / Pauper - Children 10 years old and less					
a	Perseel	109.65	Scrap			
b	Grawe	109.65	Scrap			
c	Toemaak (Week)	39.47	Scrap			
d	Toemaak (Naweke en openbare vakansiedae)	61.40	Scrap			
17.5.4	Armlastiges - Volwassenes en kinders bo 10 jaar / Pauper - Adults and children over 10 years					
a	Perseel	127.19	Scrap			
b	Grawe	127.19	Scrap			
c	Toemaak (Week)	61.40	Scrap			
d	Toemaak (Naweke en openbare vakansiedae)	127.19	Scrap			
17.5.5	Dubbeldiep Perseel Kinders en Volwassenes					
a	Perseel	421.05	Scrap			
b	Grawe	885.96	Scrap			
c	Toemaak (Week)	280.70	Scrap			
d	Toemaak (Naweke en openbare vakansiedae)	622.81	Scrap			
17.6	Diverse en Permitte/ Sundries and Permits					
17.6.1	Grafsteenpermit / Permit to erect Gravetomb	149.12	175.44	24.56	200.00	17.65
17.6.2	Uitwys (Identifisering) van grafperseel / Pointing out (Identifying) of graves (lot)	171.05	175.44	24.56	200.00	2.57
17.6.3	Columbariumnis / Columbariumniche	991.23	1 096.49	153.51	1 250.00	10.62
17.6.4	Permit vir tweede gebruik van dubbeldiep graf/ Permitt to re-use dual deep plot	New	175.44	24.56	200.00	
17.6.5	LAAT BESPREKINGS: Laat besprekings sal volgens die diskresie van die Bestuurder oorweeg word en is onderworpe aan 'n boete van 50% van die totale rekening gehef. <i>Bewys van betaling tov begrafnis op Saterdag moet voor 13:00 op Donderdae by Tegniese Dienste ingedien word.</i>					
Nota/Note						
17.6.6	Dubbelgrafte (langs mekaar) sal as twee enkel grafte in terme van foie hanteer word.					