

# BREEDDE VALLEY

Municipality    Munisipaliteit    U Masipala wase



WORCESTER ▼ RAWSONVILLE ▼ DE DOORNS ▼ TOUWS RIVER

## **TARIEWE VIR DIE JAAR / TARIFFS FOR THE YEAR (Proposed)**

**1 JULIE 2017 TOT 30 JUNIE 2018 / 1 JULY 2017 TO 30 JUNE 2018**

*'n Unieke en sorgsame Vallei van uitmuntende dienslewering, geleenthede en groei.  
Intlambo ekhethekileyo enenkathalo, egqwesayo kuniko-zinkonzo, ivulela amathuba kwaye iphuhlise.  
A unique and caring Valley of service excellence, opportunities and growth.*

**TARIEWE VIR DIE JAAR / TARIFFS FOR THE YEAR (Proposed)**  
**1 JULIE 2017 TOT 30 JUNIE 2018 / 1 JULY 2017 TO 30 JUNE 2018**

**INHOUDSOPGAWE / INDEX**

**Bladsy/Page**

<b>1</b>	<b>ELEKTRISITEIT/ELECTRICITY</b>	4
<b>2</b>	<b>WATER</b>	11
<b>3</b>	<b>VULLISVERWYDERING/REFUSE REMOVAL</b>	15
<b>4</b>	<b>RIOLERING/SEWERAGE</b>	18
<b>5</b>	<b>EIENDOMSBELASTING/ASESSMENT RATES</b>	21
<b>6</b>	<b>FINANSIES/FINANCE</b> Waardasie sertifikaat/Valuation Certificate Uitklaringsertifikaat/Clearance Certificate Kiesersrol/Wykslyste/Voters Roll/Ward Lists Waardasierol/Valuation Roll Ander inligting/Other Information Waardasies/Valuations Kredietbeheer Gedishonoreerde tjeks	22
<b>7</b>	<b>BRANDBESTRYDING/FIRE PREVENTION</b> Brande/Fires Spesiale dienste/Special Services Ontvlambare Vloeistowwe/Flammable Liquids Huur van Opleidingslokaal/Rental of Training Room Herstelwerk aan Toerusting/Repairs to Equipment Buite Munisipale Gebied/Outside Municipal Area	25
<b>8</b>	<b>BIBLIOTEEKDIENS/LIBRARY SERVICES</b> Boetes/Fines Diverse Gelde/ Sundry Fees Huur van biblioteeksale/Rental of Library Halls Telefoonkoste/Telephone charges Fotostate/Photocopies	29
<b>9</b>	<b>VERKEER/TRAFFIC</b> Parkeermetergelde/Parkingmeterfees Padtekens/Roadsigns Skutgelde/Pound Fees Huur van Toetsterrein/Rental of Testing Grounds Straat staanplekke/Street Stands Optogte/Marches	30
<b>10</b>	<b>SALE/HALLS</b> Stadsaal/Town Hall Gemeenskapsale/Community Halls Meerdoelsentrums/Multi Purpose Centres	32
<b>11</b>	<b>BEHUISING/HOUSING</b> Raads huise/Council houses Huureenhede/Rental Units Herstelwerk/Maintenance	36

**TARIEWE VIR DIE JAAR / TARIFFS FOR THE YEAR (Proposed)**  
**1 JULIE 2017 TOT 30 JUNIE 2018 / 1 JULY 2017 TO 30 JUNE 2018**

**INHOUDSOPGAWE / INDEX**

Bladsy/Page

<b>12</b>	<b>PARKE EN ONTSPANNINGSTERREINE</b> Pawiljoene/Stadions Spreiligte/Flood Lighting Opsigter/Supervisor Huur van Sportfasiliteite/Rental Sport Facilities	37
<b>13</b>	<b>SWEMBADDENS/SWIMMING POOLS</b> De La Batweg Greystraat/street en/and Touwsrivier	40
<b>14</b>	<b>VAKANSIE-OORDE/HOLIDAY RESORTS</b> Nekkies Vakansie-oord/Holiday Resort Meer Chalets, Konferensiesentrum en Lapa	41
<b>15</b>	<b>MISCELLANEOUS</b> Eiendomme/Properties Fotostate/Photocopies Faksimilee/Faximilee Koffie en tee Baniere/Banners Advertensieborde/Advertising Boards Kragpunt/Electrical Power Point Supply Skutgelde/Pound Fees Begrawe van Diere/Burial of Animals Motingange/Vehicle Entrances Motorbruggies/Vehicle Bridges Pes bestryding/Pest control Weiding/Grazing	44
<b>16</b>	<b>BOUBEHEER/BUILDING CONTROL//DORPSBEPLANNING/TOWN PLANNING</b> Beskadigingsdeposito Bouplangelde/Building Plan Fees Diverse Gelde/ Sundry Fees Boetes/Fines Verkoop van Dorpskaarte/Selling of Town Maps Diverse Gelde/ Sundry Fees Afwykingsgebruik/Deviation of Use	47
<b>17</b>	<b>BEGRAAFPLAASGELDE / CEMETERY FEES</b>	49

**TARIEWE VIR DIE JAAR / TARIFFS FOR THE YEAR (Proposed)**  
**1 JULIE 2017 TOT 30 JUNIE 2018 / 1 JULY 2017 TO 30 JUNE 2018**

BESKRYWING / DESCRIPTION		2016/2017 Exc. Vat R.cc	2017/2018 Exc. Vat R.cc	2017/2018 VAT R.cc	2017/2018 Incl. Vat R.cc	% change
<b>1</b>	<b>ELEKTRISITEIT / ELECTRICITY</b>					
<b>1.1</b>	<b>CONSUMER SERVICE DEPOSITS</b>					
<b>1.1.1</b>	Residential ( <i>Applicable to all residential tariffs &amp; SPU5</i> )	2 050.00	2 090.00		2 090.00	1.95
<b>1.1.2</b>	Commercial ( <i>Applicable to commercial tariffs SPU2, SPU3 &amp; SPU4</i> )	3 770.00	3 840.00		3 840.00	1.86
<b>1.1.3</b>	Industrial (Bulk) ( <i>Applicable to commercial tariffs LPU1 &amp; LPU2</i> )	8 070.00	8 220.00		8 220.00	1.86
<b>Nota/Note</b>	<p>a) The minimum amount to be deposited by a consumer with the Municipality in respect of electricity consumption in terms of the Municipality's Electricity By-laws and Regulations</p> <p>b) The deposit stated in item (a) above will initially be used for any new connection, including a connection for temporary occupation.</p> <p>c) The consumer will be liable for the deposit cost in cases where the service supply capacity is upgraded.</p> <p>d) The full deposit cost is payable in a cases where the premises' zoning classification is upgraded from residential to commercial (deposit cost refunding will not be applicable if the zoning reverts back to residential)</p> <p>The difference in deposit cost is payable in cases of 1.1 (c) and (d) in cases where an historic service deposit exist (the difference between the current applicable tariff and the existing service deposit as reflected on the consumer's service account).</p> <p>e) No deposits for electrical service connections are payable by consumers who are supplied by means of pre-payment metering.</p> <p>f) The service supply will only be activated and approval will only be granted for 1.1 (c) and (d) if the service deposit is paid in full.</p>					
<b>1.2</b>	<b>ENERGY CONSUMPTION, DEMAND &amp; BASIC CHARGES</b>					
<b>1.2.1</b>	<b>Residensieël/Residential</b>					
<b>Nota/Note</b>	Applicable to all credit and pre-payment metering, also available to schools with single phase connections					
<b>1.2.1.1</b>	<b>Inclining Block Tariff (IBT)</b>					
	<b>RES 1</b> ( <i>≤50kWh, calculated per month</i> )					
	Energy Charge (R/kWh)	0.8400	0.8558	0.12	0.98	1.88
	<b>RES 2</b> ( <i>51 - 350kWh, calculated per month</i> )					
	Energy Charge (R/kWh)	1.0656	1.1003	0.15	1.25	3.26
	<b>RES 3</b> ( <i>351 - 600kWh, calculated per month</i> )					
	Energy Charge (R/kWh)	1.5070	1.5486	0.22	1.77	2.76
	<b>RES 4</b> ( <i>&gt;600kWh, calculated per month</i> )					
	Energy Charge (R/kWh)	1.7761	1.8237	0.26	2.08	2.68
	Minimum amount required for pre-paid purchases		10.00			
	REBATE: First Kwh (units) for indigent households. (Additional to the 50 kwh for Residential 1 )		50 kWh			
<b>Nota/Note</b>	<b>Deernis Korting / Indigent Rebate</b>					
	Waar die totale huishoudelike inkomste per maand is: Where the total household revenue per month is:					
<b>a</b>	Pensionarisse/Pensioners//Ongeskik/Disability // Child-headed households R 0 - R 4 500 (Government pension)(Pensioners 55 years and older)					
<b>b</b>	Algemeen/General R 0 - R 4 500					
<b>1.2.1.2</b>	<b>Small Scale Embedded Generation</b>					
	RES 9 Feed-in Tariff	NEW	0.7418	0.10	0.85	
<b>Nota/Note</b>	<p>a) This tariff is available only for approved residential SSEG Connections, where the Customers offset their small scale generation against their purchases from the Municipality, provided that their purchases exceed their generation.</p> <p>b) Customers to bear the full cost of upgrading existing infrastructure to allow for net metering.</p> <p>c) An additional meter reading fee may also be applicable.</p> <p>d) The co-generated units will be credited against the units consumed, but not against any basic or service charges.</p> <p>e) The total co-generated units will expire on 30 June each year.</p> <p>f) The conditions and safety standards of generation will apply as per the Electricity Supply By Laws, NRS 097, the Electricity Regulation Act and the Occupational Health and Safety Act as well as any other relevant legislation.</p> <p>g) See website for additional information - <a href="http://www.bvm.gov.za">www.bvm.gov.za</a></p>					
<b>1.2.2</b>	<b>Kommersieël/Commercial</b>					
<b>Nota/Note</b>	<p>a) Commercial tariffs are applicable for a minimum period of one financial year (1 July to 30 June) and may be changed hereafter upon one month's written notice prior to end of the current financial year. Therefore, all applications submitted during the current financial year, if approved, will only be implemented at the start of the next financial year (1 July).</p> <p>b) NMD (Notified Maximum Demand) = installed capacity of connection or as per service agreement.</p> <p>c) Service &amp; Minimum Demand Charges per month whether or not any electricity is used.</p> <p>d) Residents in complexes charged on the Bulk Residential tariffs do not qualify for free basic electricity.</p>					

**TARIEWE VIR DIE JAAR / TARIFFS FOR THE YEAR (Proposed)**  
**1 JULIE 2017 TOT 30 JUNIE 2018 / 1 JULY 2017 TO 30 JUNE 2018**

	BESKRYWING / DESCRIPTION	2016/2017 Exc. Vat R.cc	2017/2018 Exc. Vat R.cc	2017/2018 VAT R.cc	2017/2018 Incl. Vat R.cc	% change
1.2.2.1	<b>Small Power Users 1: Single &amp; Three Phase (≤100 ampere)</b> Energy Charge (R/kWh)	1.7500	1.8339	0.26	2.09	4.79
<b>Nota/Note</b>	Tariff (1.2.2.1) is <b>only</b> available for pre-payment customers					
1.2.2.2	<b>Small Power Users 2: Single or Three Phase (≤100 amperes)</b> Energy Charge (R/kWh)	1.3993	1.4506	0.20	1.65	3.67
	Service Charge (R/month), per supply point	377.00	384.09	53.77	437.86	1.88
	Or Service Charge (R/day), per supply point	12.39	12.63	1.77	14.40	1.90
1.2.2.3	<b>Small Power Users 3: Three Phase (NMD ≤100kVA at 400V)</b> Energy Charge (R/kWh)	1.2917	1.3410	0.19	1.53	3.82
	Demand Charge (R/kVA/month)	20.13	20.51	2.87	23.38	1.89
	Minimum Demand Charge (kVA)				25 kVA	
<b>Nota/Note</b>	Tariff (1.2.2.3) is <b>also</b> available for customers listed under Tariff (1.2.2.4)					
1.2.2.4	<b>Small Power Users 4: Three Phase (NMD &gt;70kVA at 400/11000V)</b> Energy Charge (R/kWh)	1.1948	1.2423	0.17	1.42	3.97
	Service Charge (R/month)	321.00	327.03	45.78	372.81	1.88
	Or Service Charge (R/day), per supply point	10.55	10.75	1.51	12.26	1.86
	Maximum Demand Charge (R/kVA/month)	32.00	32.60	4.56	37.16	1.88
	Minimum Demand Charge (kVA)				25 kVA	
<b>Nota/Note</b>	Tariff (1.2.2.4) is <b>only</b> available for the following customers 1. Registered Educational Institutions (Colleges)/Public Schools 2. Churches and Places of Worship 3. Registered Welfare Organisations 4. Old Age Homes 5. Registered Sport Clubs 6. Bulk Rural (Agriculture) or Residential connections with more than 2 (two) private submeters, note even that are zoned for residential use only					
1.2.2.5	<b>Small Power Users 5: Three Phase (NMD ≤ 1MVA at 400/11000V)</b> Energy Charge (R/kWh)	1.2271	1.2752	0.18	1.45	3.92
<b>Nota/Note</b>	Tariff (1.2.2.5) is <b>only</b> available to bulk residential connections with more than 2 (two) private submeters, note even that are zoned for residential use only with no consent use.					
1.2.2.6	<b>Large Power Users 1: Three Phase (NMD &gt;100kVA at 400/11000V)</b> Energy Charge (R/kWh)	1.0280	1.1031	0.15	1.26	7.30
	Maximum Demand Charge (R/kVA/month) 400V Low Voltage, or	135.00	137.54	19.26	156.80	1.88
	Maximum Demand Charge (R/kVA/month) 11 000V Medium Voltage	123.00	125.31	17.54	142.85	1.88
	Service Charge (R/month)	560.00	570.53	79.87	650.40	1.88
	Or Service Charge (R/day),	18.41	18.76	2.63	21.39	1.90
	Minimum Demand Charge (kVA)				25kVA	
1.2.2.7	<b>Large Power Users 2: Time of Use / Three Phase (NMD &gt;1MVA at 11000V)</b>					
<b>Nota/Note</b>	<b>Metering infrastructure</b> - Customers to bear the full cost of upgrading existing infrastructure to allow for TOU metering.					
	Energy Charge (R/kWh) - High season (June - August) - Peak	3.9310	4.0532	0.57	4.62	3.11
	Energy Charge (R/kWh) - High season (June - August) - Standard	1.1409	1.2107	0.17	1.38	6.12
	Energy Charge (R/kWh) - High season (June - August) - Off-peak	0.6196	0.6796	0.10	0.77	9.68
	Energy Charge (R/kWh) - Low season (September - May) - Peak	1.2285	1.2999	0.18	1.48	5.82
	Energy Charge (R/kWh) - Low season (September - May) - Standard	0.8455	0.9097	0.13	1.04	7.60
	Energy Charge (R/kWh) - Low season (September - May) - Off-peak	0.5365	0.5949	0.08	0.68	10.89
	Reactive Energy Charge (R/kVArh)	0.1691	0.1723	0.02	0.20	1.88
	Capacity Charge (R/kVA/month)	29.50	30.06	4.21	34.27	1.88
	Demand Charge (R/kVA/month)	36.96	37.66	5.27	42.93	1.89
	Service Charge (R/day)	312.00	317.87	44.50	362.37	1.88
<b>Nota/Note</b>	<b>Energy Charges</b> - See time of use periods below Any public holiday will be treated as the day of the week on which it falls. (Includes ESKOM electrification and rural network subsidy & ancillary service charges) <b>Reactive Energy Charge</b> - Supplied in excess of 30% (0,96 PF) of kWh recorded during peak and standard periods. The excess reactive energy is determined per 30-minute integrating period and accumulated for the month and will only be applicable during the high-demand season. <b>Capacity Charge</b> - Payable each month and is based on the annual utilised capacity -Notified Maximum Demand (NMD). This charge is applicable during all time periods. (Includes ESKOM capacity, transmission & urban low voltage subsidy charges) <b>Demand Charge</b> - Payable for each kVA of the maximum chargeable demand supplied during peak and standard periods. <b>Service Charge</b> - Based on, and payable for, the monthly utilised capacity of each premise linked to an account. (Includes ESKOM administration & services charges)					

**TARIEWE VIR DIE JAAR / TARIFFS FOR THE YEAR (Proposed)**  
**1 JULIE 2017 TOT 30 JUNIE 2018 / 1 JULY 2017 TO 30 JUNE 2018**

BESKRYWING / DESCRIPTION		2016/2017 Exc. Vat R.cc	2017/2018 Exc. Vat R.cc	2017/2018 VAT R.cc	2017/2018 Incl. Vat R.cc	% change																																																																																										
<table border="1"> <thead> <tr> <th rowspan="2">Time Periods</th> <th colspan="3">High Season (3 months) June - August</th> <th colspan="3">Low Season (9 months) September - May</th> </tr> <tr> <th>Weekdays</th> <th>Saturdays</th> <th>Sundays</th> <th>Weekdays</th> <th>Saturdays</th> <th>Sundays</th> </tr> </thead> <tbody> <tr> <td>00:00 - 06:00</td> <td>Off-peak</td> <td>Off-peak</td> <td>Off-peak</td> <td>Off-peak</td> <td>Off-peak</td> <td>Off-peak</td> </tr> <tr> <td>06:00 - 07:00</td> <td>Peak</td> <td>Off-peak</td> <td>Off-peak</td> <td>Standard</td> <td>Off-peak</td> <td>Off-peak</td> </tr> <tr> <td>07:00 - 09:00</td> <td>Peak</td> <td>Standard</td> <td>Off-peak</td> <td>Peak</td> <td>Standard</td> <td>Off-peak</td> </tr> <tr> <td>09:00 - 10:00</td> <td>Standard</td> <td>Standard</td> <td>Off-peak</td> <td>Peak</td> <td>Standard</td> <td>Off-peak</td> </tr> <tr> <td>10:00 - 12:00</td> <td>Standard</td> <td>Standard</td> <td>Off-peak</td> <td>Standard</td> <td>Standard</td> <td>Off-peak</td> </tr> <tr> <td>12:00 - 17:00</td> <td>Standard</td> <td>Off-peak</td> <td>Off-peak</td> <td>Standard</td> <td>Off-peak</td> <td>Off-peak</td> </tr> <tr> <td>17:00 - 18:00</td> <td>Peak</td> <td>Off-peak</td> <td>Off-peak</td> <td>Standard</td> <td>Off-peak</td> <td>Off-peak</td> </tr> <tr> <td>18:00 - 19:00</td> <td>Peak</td> <td>Standard</td> <td>Off-peak</td> <td>Peak</td> <td>Standard</td> <td>Off-peak</td> </tr> <tr> <td>19:00 - 20:00</td> <td>Standard</td> <td>Standard</td> <td>Off-peak</td> <td>Peak</td> <td>Standard</td> <td>Off-peak</td> </tr> <tr> <td>20:00 - 22:00</td> <td>Standard</td> <td>Off-peak</td> <td>Off-peak</td> <td>Standard</td> <td>Off-peak</td> <td>Off-peak</td> </tr> <tr> <td>22:00 - 24:00</td> <td>Off-peak</td> <td>Off-peak</td> <td>Off-peak</td> <td>Off-peak</td> <td>Off-peak</td> <td>Off-peak</td> </tr> </tbody> </table>		Time Periods	High Season (3 months) June - August			Low Season (9 months) September - May			Weekdays	Saturdays	Sundays	Weekdays	Saturdays	Sundays	00:00 - 06:00	Off-peak	Off-peak	Off-peak	Off-peak	Off-peak	Off-peak	06:00 - 07:00	Peak	Off-peak	Off-peak	Standard	Off-peak	Off-peak	07:00 - 09:00	Peak	Standard	Off-peak	Peak	Standard	Off-peak	09:00 - 10:00	Standard	Standard	Off-peak	Peak	Standard	Off-peak	10:00 - 12:00	Standard	Standard	Off-peak	Standard	Standard	Off-peak	12:00 - 17:00	Standard	Off-peak	Off-peak	Standard	Off-peak	Off-peak	17:00 - 18:00	Peak	Off-peak	Off-peak	Standard	Off-peak	Off-peak	18:00 - 19:00	Peak	Standard	Off-peak	Peak	Standard	Off-peak	19:00 - 20:00	Standard	Standard	Off-peak	Peak	Standard	Off-peak	20:00 - 22:00	Standard	Off-peak	Off-peak	Standard	Off-peak	Off-peak	22:00 - 24:00	Off-peak	Off-peak	Off-peak	Off-peak	Off-peak	Off-peak					
Time Periods	High Season (3 months) June - August			Low Season (9 months) September - May																																																																																												
	Weekdays	Saturdays	Sundays	Weekdays	Saturdays	Sundays																																																																																										
00:00 - 06:00	Off-peak	Off-peak	Off-peak	Off-peak	Off-peak	Off-peak																																																																																										
06:00 - 07:00	Peak	Off-peak	Off-peak	Standard	Off-peak	Off-peak																																																																																										
07:00 - 09:00	Peak	Standard	Off-peak	Peak	Standard	Off-peak																																																																																										
09:00 - 10:00	Standard	Standard	Off-peak	Peak	Standard	Off-peak																																																																																										
10:00 - 12:00	Standard	Standard	Off-peak	Standard	Standard	Off-peak																																																																																										
12:00 - 17:00	Standard	Off-peak	Off-peak	Standard	Off-peak	Off-peak																																																																																										
17:00 - 18:00	Peak	Off-peak	Off-peak	Standard	Off-peak	Off-peak																																																																																										
18:00 - 19:00	Peak	Standard	Off-peak	Peak	Standard	Off-peak																																																																																										
19:00 - 20:00	Standard	Standard	Off-peak	Peak	Standard	Off-peak																																																																																										
20:00 - 22:00	Standard	Off-peak	Off-peak	Standard	Off-peak	Off-peak																																																																																										
22:00 - 24:00	Off-peak	Off-peak	Off-peak	Off-peak	Off-peak	Off-peak																																																																																										
<b>Nota/Note</b>	<p>Customers who lower their Notified Maximum Demand (NMD), to save on these charges, will be allowed to do so subject to the following:</p> <ol style="list-style-type: none"> <li>1. Only one lowering NMD allowed per financial year.</li> <li>2. The capacity that is given up will not be reserved for the customer only, but utilized by the municipality as and when required.</li> <li>3. When the customer wants to take up that capacity sometime in the future, they will be required to pay the Network Capital Contribution at the time MINUS the Network Capital Contribution at the time when the capacity was given up.</li> <li>4. The abovementioned arrangement (3) will be valid for a period of three years. After this period, customers will have to pay the full Network Capital Contribution for any increase of their NMD.</li> <li>5. Customers who wishes to extend the arrangement will be required to make special application to the Manager: Electrical Services Department for extension of such period.</li> </ol>																																																																																															
<b>1.2.2.8</b>	<p><b>Small Scale Embedded Generation</b>  Feed-in Tariff  Energy Charge (R/kWh)</p>	NEW	0.7418	0.10	0.85																																																																																											
<b>Nota/Note</b>	<ol style="list-style-type: none"> <li>a) This tariff is available only for approved commercial or non-residential SSEG Connections, where the Customers offset their small scale generation against their purchases from the Municipality, provided that their purchases exceed their generation.</li> <li>b) Customers to bear the full cost of upgrading existing infrastructure to allow for net metering.</li> <li>c) An additional meter reading fee may also be applicable.</li> <li>d) The co-generated units will be credited against the units consumed, but not against any basic or service charges.</li> <li>e) The total co-generated units will expire on 30 June each year.</li> <li>f) The conditions and safety standards of generation will apply as per the Electricity Supply By Laws, NRS 097, the Electricity Regulation Act and the Occupational Health and Safety Act as well as any other relevant legislation.</li> <li>g) See website for additional information - <a href="http://www.bvm.gov.za">www.bvm.gov.za</a></li> </ol>																																																																																															
<b>1.2.3</b>	<p><b>Agreement Tariffs</b>  Apply charges/tariffs as per contractual agreement</p>																																																																																															
<b>1.2.4</b>	<p><b>Principles for the resale of electricity</b></p>																																																																																															
<b>Nota/Note</b>	<ol style="list-style-type: none"> <li>a) The tariff, rates and charges at which and the conditions of sale under which electricity is thus resold shall not be less favourable to the purchaser than those that would have been payable and applicable had the purchaser been supplied directly with electricity by the Municipality. Every reseller shall furnish the purchaser with monthly accounts that are at least as detailed as the relevant billing information details provided by the Municipality to its electricity consumers.</li> <li>b) The electricity resold shall be measured by a submeter of a type which has been approved by Standards South Africa and supplied, installed and programmed in accordance with the standards of the Municipality.</li> </ol>																																																																																															

**TARIEWE VIR DIE JAAR / TARIFFS FOR THE YEAR (Proposed)**  
**1 JULIE 2017 TOT 30 JUNIE 2018 / 1 JULY 2017 TO 30 JUNE 2018**

BESKRYWING / DESCRIPTION		2016/2017 Exc. Vat R.cc	2017/2018 Exc. Vat R.cc	2017/2018 VAT R.cc	2017/2018 Incl. Vat R.cc	% change
<b>1.2.5</b>	<b>Departemental Tariffs (Municipal Service Connections)</b>					
<b>1.2.5.1</b>	Conventional/Pre-payment: Energy Charge (R/kWh) (includes demand & service charges)	1.4639	1.5164	0.21	1.73	3.59
<b>1.2.5.2</b>	Public lighting: Energy Charge (R/kWh)	1.2594	1.3081	0.18	1.49	3.87
<b>1.2.5.3</b>	Public lighting (No measurement of electricity): (R/unit/month)	70.00	71.32	9.98	81.30	1.89
<b>1.2.6</b>	Illuminated road and advertisement signs - (R/unit/month)	70.00	71.32	9.98	81.30	1.89
<b>1.2.7</b>	Illuminated phone booths - (R/unit/month)	70.00	71.32	9.98	81.30	1.89
<b>1.2.8</b>	<b>Availability Charges (Per maand/Per month)</b>					
<b>1.2.8.1</b>	Residential	198.00	201.75	28.25	230.00	1.89
<b>1.2.8.2</b>	Commercial	491.00	501.75	70.25	572.00	2.19
<b>1.3</b>	<b>NEW, UPGRADE OF, TEMPORARY &amp; SPECIAL SERVICE CONNECTIONS</b>					
<b>Nota/Note</b>	<p>a) All applications subject to normal energy constraints as may required by ESKOM, DME and the Municipality applicable at the time of application.</p> <p>b) Successful applications for new/upgrade connections will depend on the ability of developer/owner to proof that energy efficiency measures for development was implemented. The requirements for this energy efficiency will be as published by DME as part of the Power Conservation Programme.</p>					
<b>1.3.1</b>	<b>Residential: Single Phase (230V) 60 ampere, per supply point</b>					
<b>1.3.1.1</b>	Cable connection to erf in established LV reticulation area where the cable must be laid from the existing network to the erf boundary. The applicable charge to be determined according to Tariff (1.3.2), provided that the estimated charge or final actual cost does not exceed the subsidised rate of * The Customer to provide and install the approved cable joint, in cable-reticulated areas, which will remain the responsibility of the consumer after energizing the service.	9 824.56	10 423.86	1 459.34	11 883.20	6.10
<b>1.3.1.2</b>	Cable connection to erf where the required cable has already been laid up to the boundary of the erf. Tariff includes a pre-payment meter with standardized base and load control unit. The Customer to provide and install the approved cable joint, in cable-reticulated areas, which will remain the responsibility of the consumer after energizing the service. (Subsidised charge).	2 192.98	2 326.75	307.02	2 652.50	6.10
<b>1.3.1.3</b>	Overhead bundle/concentric conductor connection (maximum 60 amperes with prepaid metering). The connection will in all cases be made from the Municipality's connection point to the nearest corner of the dwelling, provided that this connection will only be available for informal and low-cost housing where approved by the Manager: Electrical Services Department. Tariff includes pre-payment meter with standardized base, ready bord & overhead cable installation from network to dwelling.	4 070.18	4 318.46	604.58	4 923.00	6.10
<b>1.3.1.4</b>	Additional metering point (Granny flat) on existing serviced erf, maximum of 2 (two) meters per erf. Only in cases where consideration of distance or voltage drop & network loads is such that in the opinion of the Manager: Electro-Technical Services, additional connections are justified, such additional connections may be provided. Tariff includes Pre-payment meter and load control unit. Upgrade of NMD's are not allowed.	2 850.88	3 024.78	423.47	3 448.25	6.10
<b>1.3.1.5</b>	Replacement of an existing single-phase overhead connection with a cable connection up to the erf boundary, at the request of the consumer. The applicable charge to be determined according to Tariff (1.3.2), provided that the estimated charge or final actual cost does not exceed the subsidised rate of * The Consumer to provide and install the approved cable joint, in cable-reticulated areas, which will remain the responsibility of the consumer after energizing the service.	5 864.04	6 221.74	871.04	7 093.00	6.10
<b>1.3.1.6</b>	Voluntary change over from conventional to prepayment meter or supply of individual metering in residential developments (existing serviced erven, preparation completed by consumers contractor).(subsidised: actual cost R 915.90)	533.33	565.87	79.22	646.00	6.10
<b>1.3.1.7</b>	Supply of load control relay for existing erven (installation to be done by consumers contractor)	561.40	595.65	83.39	680.00	6.10
<b>Nota/Note</b>	<p>Tariff (1.3.1.7) is <u>only</u> applicable to residential erven in the following cases: Premises with an existing service without any load control relays installed, where a new or additional geyser/s are installed (element heated), when the consumer applies for a current capacity upgrade to the erf. (Air conditioners, under floor heating, swimming pool pumps and other heavy load appliances and equipment are also required to be connected to a load control relay).</p> <p>Tariff (1.3.1.7) do not apply to residential units that utilize solar heated geysers without element heaters</p>					



**TARIEWE VIR DIE JAAR / TARIFFS FOR THE YEAR (Proposed)**  
**1 JULIE 2017 TOT 30 JUNIE 2018 / 1 JULY 2017 TO 30 JUNE 2018**

	BESKRYWING / DESCRIPTION	2016/2017 Exc. Vat R.cc	2017/2018 Exc. Vat R.cc	2017/2018 VAT R.cc	2017/2018 Incl. Vat R.cc	% change
<b>1.3.2</b>	<b>All other, at cost plus (%)</b>	15%	15%		15%	
<b>Nota/Note</b>	<i>For all other connections, upgrades or services which the Municipality may undertake at the request of a consumer or other body and for which no charge has been determined in this Tariff document, the charge will be the cost to the Municipality of all actual expenses, including material, labour, supervision, transport, the use of plant and equipment, plus a surcharge on such amount in respect of overhead expenses and administration. Deposit, payable in advance, equal to estimated expenses supplied on application basis.</i>					
<b>1.3.3</b>	<b>Network Capital Contributions (NCC)</b>					
<b>Nota/Note</b>	<i>A once-off contribution for the electricity capacity requested for new developments and consumer upgrades (existing serviced erven where requested capacity is greater than the original designed or installed capacity) also applicable to scheme amendments, subdivision or consent use. The after-diversified maximum demand (ADMD) for each erven is used in network designs for township development, scheme amendment and service connection upgrades.</i>					
	<i>(a) The ADMD is determined by the Town-planning Scheme and is as follows:</i>					
	<i>(i) Residential (on which only one or, at the most two, dwelling-units per erf, may be erected), Multiple Residential, Agricultural or Special and Undetermined, for a specific use which, in the opinion of the Manager: Electro-Technical Services is in accordance with Residential.</i>					
	<i>Lifeline 2 kVA ADMD per potential dwelling</i>					
	<i>Low cost housing 3,5 kVA ADMD per potential dwelling</i>					
	<i>Standard residential 5 kVA ADMD per potential dwelling</i>					
	<i>High residential 7 kVA ADMD per potential dwelling</i>					
	<i>Very high residential 9 kVA ADMD per potential dwelling</i>					
	<i>Very high residential Three-phase connections or upgrade of existing single phase connection to three phase. Assume that the ADMD for a three-phase connection is 3 times that of a single-phase connection.</i>					
	<i>(ii) Commercial and all non residential applications</i>					
	<i>ADMD per erf = Notified Maximum Demand (NMD) requested by owner/developer. The NMD's of existing serviced erven are equal to the installed capacity or as per service agreement.</i>					
	<i>(b) Determining charges</i>					
	<i>The NCC charge is finally determined by the actual level at which the development connects to the supply system. The charge is calculated as follows:</i>					
	<i>C = (Dn - De) X</i>					
	<i>Where C = Network Capital Contribution charge payable in rand</i>					
	<i>Dn = Sum of new ADMDs in kVA</i>					
	<i>De = Sum of existing ADMDs in kVA</i>					
	<i>X = Contribution per kVA at connection level as indicated below</i>					
	<i>(c) Contributions</i>					
	<i>The Network Capital Contributions charges must be such as to cover the capital liabilities incurred or to be incurred by the Municipality in supplying the distribution and/or reticulation network to increase the capacity to the premises or group of premises. The contributions per kVA at the different connection levels are as follows:</i>					
<b>1.3.3.1</b>	<b>Low-voltage connections</b>					
<b>1.3.3.1.1</b>	For connections made at a metering or distribution cubicle, per kVA	2 802.63	2 973.59	416.30	3 390.00	6.10
<b>1.3.3.1.2</b>	For connections made to the low voltage distribution network, per kVA	2 513.16	2 666.46	373.30	3 040.00	6.10
<b>1.3.3.1.3</b>	For connections made to the low voltage busbars within miniature and communal substations, per Kva	2 057.02	2 184.21	305.79	2 490.00	6.18
<b>1.3.3.2</b>	<b>Medium-voltage connections*</b>					
<b>1.3.3.2.1</b>	For connections made to the medium voltage distribution network, per kVA	1 811.40	1 921.90	269.07	2 191.00	6.10
<b>1.3.3.2.2</b>	For connections made to the medium voltage distribution network, taken directly from the 11kV switchgear of a substation, per kVA	1 649.12	1 749.72	244.96	1 995.00	6.10
<b>1.3.3.2.3</b>	For connections made to the medium voltage distribution network, taken directly from the 11kV switchgear of a 66kV substation where the developer provides the satellite protected substation, per kVA	1 267.54	1 344.86	188.28	1 534.00	6.10
<b>Nota/Note</b>	<i>*(Tariff 1.3.3.2.1, 1.3.3.2.2, 1.3.3.2.3) When required the consumer to bear the full cost of all ESKOM charges for the NMD increase applicable to the application</i>					
<b>1.3.4</b>	<b>Temporary and Special Connections</b>					
<b>1.3.4.1</b>	Temporary bypass of current limiters with no major modifications to supply point (1-3 days), per supply point	355.26	376.93	52.77	430.00	6.10
<b>1.3.4.2</b>	Hire out of temporary supply points (if available) at Special Public Venues, also applicable to existing supply points (Church Square) 1 - 7 days maximum					
<b>1.3.4.2.1</b>	Deposit* on equipment, padlocks, keys, per unit plus	1 122.81	1 191.30	166.78	1 359.00	6.10
<b>1.3.4.2.2</b>	Energy Charge (R/kWh)	1.7500	1.8339	0.26	2.09	4.79
<b>Nota/Note</b>	<i>*Deposit may be refunded if equipment is returned in satisfactory condition and consumption fees paid. Supply points shall be single phase with ready board and 40 ampere current limiter installed in a pillar-complete with a 75m (maximum) supply cable, padlocks &amp; keys</i>					
<b>1.3.4.3</b>	Connection fee for phone booths, illuminated signs, etc. on existing streetlighting network, per point	728.07	772.48	108.15	881.00	6.10



**TARIEWE VIR DIE JAAR / TARIFFS FOR THE YEAR (Proposed)**  
**1 JULIE 2017 TOT 30 JUNIE 2018 / 1 JULY 2017 TO 30 JUNE 2018**

	BESKRYWING / DESCRIPTION	2016/2017 Exc. Vat R.cc	2017/2018 Exc. Vat R.cc	2017/2018 VAT R.cc	2017/2018 Incl. Vat R.cc	% change
<b>1.4</b>	<b>PENALTIES: UNAUTHORISED CONNECTIONS, DAMAGE &amp; TAMPERING WITH ELECTRICITY METERING &amp; OTHER FINES</b>					
<b>1.4.1</b>	<b>Residential (Single Phase - 230V)</b>					
<b>1.4.1.1</b>	<b>First offence</b> / Effective disconnection of electricity supply*	3 758.77	4 000.00	560.00	4 560.00	6.42
<b>Nota/Note</b>	<i>(50% of the fine is payable in advance before the service supply will be reconnected. The remaining balance will be recovered in two instalments over a period of two months. If the consumer fails to pay the instalments strictly over this period, the supply to the premises will again be disconnected. Hereafter the consumer is be compeled to pay the full outstanding amount in arrears, before the service supply will be reconnected). In cases where evidence is found of illegal electricity connections, the consumer will be liable for the illegal energy that was consumed.</i>					
<b>1.4.1.2</b>	<b>Second offence</b> / Effective disconnection of electricity supply*	7 517.54	8 000.00	1 120.00	9 120.00	6.42
<b>Nota/Note</b>	<i>(50% of the fine is payable in advance before the service supply will be reconnected. The remaining balance will be recovered in two instalments over a period of two months. If the consumer fails to pay the instalments strictly over this period, the supply to the premises will again be disconnected. Hereafter the consumer is be compeled to pay the full outstanding amount in arrears, before the service supply will be reconnected). In cases where evidence is found of illegal electricity connections, the consumer will be liable for the illegal energy that was consumed.</i>					
<b>1.4.1.3</b>	<b>Third offence</b> / Total disconnection of electricity supply (removal of service connection to the erf)*	11 276.32	12 000.00	1 680.00	13 680.00	6.42
<b>Nota/Note</b>	<i>*Before the supply to the erf is restored: In the above tariffs 1.4.1.1, 1.4.1.2 and 1.4.1.3 the consumer will be held accountable for the full payment of effective disconnection &amp; reconnection of service supply due to tampered metering equipment or illegal wiring connections. The consumer is additionally responsible for the full payment of the actual cost for the replacement &amp; upgrade to a split pre-payment meter and service cable (if it was found that the service cable was damaged due to tampering and illegal connections). In cases where evidence is found of illegal electricity connections, the consumer will be liable for the illegal energy that was consumed. For tariff 1.4.1.3 the consumer has to re - apply for a new service connection (the full cost is payable in advance).</i>					
<b>1.4.2</b>	<b>Residential (Three Phase - 400V), Commercial &amp; Industrial (Bulk)</b>					
<b>1.4.2.1</b>	<b>First offence</b> / Effective disconnection of electricity supply*	5 789.47	6 150.00	861.00	7 011.00	6.23
<b>1.4.2.2</b>	<b>Second offence</b> / Effective disconnection of electricity supply*	11 578.95	12 300.00	1 722.00	14 022.00	6.23
<b>1.4.2.3</b>	<b>Third offence</b> / Total disconnection of electricity supply (removal of service connection to the erf)*	17 368.42	18 450.00	2 583.00	21 033.00	6.23
<b>Nota/Note</b>	<i>*Before the supply to the erf is restored: In the above tariffs 1.4.2.1, 1.4.2.2 and 1.4.2.3 the consumer will be held accountable for the full payment of effective disconnection &amp; reconnection of service supply due to tampered metering equipment or illegal wiring connections. The consumer is additionally responsible for the full payment of the actual cost for the replacement &amp; upgrade to a split pre-payment meter (where applicable) and service cable (if it was found that the service cable was damaged due to tampering and illegal connections). In cases where evidence is found of illegal electricity consumption, the consumer will be liable for the illegal energy that was consumed. For tariff 1.4.2.3 the consumer has to re - apply for a new service connection (the full cost is payable in advance)</i>					
<b>1.4.3</b>	<b>Load Control Equipment:</b>					
<b>1.4.3.1</b>	Illegal disconnection of Load Control Equipment, per occurrence	2 035.09	2 159.23	302.29	2 462.00	6.10
<b>1.4.3.2</b>	Refusal to accept unit per month or part thereof	270.18	286.66	40.13	327.00	6.10
<b>1.5</b>	<b>SERVICES RENDERED</b>					
<b>Nota/Note</b>	<i>Only applications from legal owners will be processed or where the owner issued a letter of consent to authorize a person to act on his behalf.</i>					
<b>1.5.1</b>	<b>Minor work at Customer(s) premises, per occasion*</b>					
<b>1.5.1.1</b>	Effective disconnection of electricity supply & reconnection after disconnection on request from a registered contractor.*	289.47	307.13	43.00	351.00	6.10
<b>1.5.1.2</b>	Effective disconnection of electricity supply & reconnection after disconnection due to default of service accounts.* / **	289.47	307.13	43.00	351.00	6.10
<b>1.5.1.3</b>	Reconnection of low voltage supplies (power failures, repair blown fuses, etc). Payable if found due to consumers default.**	289.47	307.13	43.00	351.00	6.10
<b>1.5.1.4</b>	Services not ready for connection after installation forms submitted by Contractor.	289.47	307.13	43.00	351.00	6.10
<b>1.5.1.5</b>	Special meter readings at consumers request.	289.47	307.13	43.00	351.00	6.10
<b>1.5.1.6</b>	Inspection of an metering installation or site visit by an Vending Systems Technician at consumers request. Payable if found due to consumers default. **	289.47	307.13	43.00	351.00	6.10
<b>1.5.1.7</b>	Above ground cable locating of customers service connection	289.47	307.13	43.00	351.00	6.10
<b>1.5.2</b>	Any of the above site visits conducted <u>after hours</u> , per occasion* / **	504.39	535.15	74.92	611.00	6.10
<b>Nota/Note</b>	<i>* one occasion is a disconnection and the associated reconnection even if two visits are required</i>					
	<i>** Free of charge for Municipal Rental units</i>					

**TARIEWE VIR DIE JAAR / TARIFFS FOR THE YEAR (Proposed)**  
**1 JULIE 2017 TOT 30 JUNIE 2018 / 1 JULY 2017 TO 30 JUNE 2018**

	BESKRYWING / DESCRIPTION	2016/2017 Exc. Vat R.cc	2017/2018 Exc. Vat R.cc	2017/2018 VAT R.cc	2017/2018 Incl. Vat R.cc	% change
1.5.3.1	Effective disconnection (removal) of an illegally connected supply or unauthorised relocation of metering, per connection	1 219.30	1 293.68	181.11	1 475.00	6.10
1.5.3.2	Effective disconnection of electricity supply & reconnection due to illegal tampering to service supply installation and / or metering equipment, per occasion.	289.47	307.13	43.00	351.00	6.10
1.5.4	MV switching on Council's equipment for consumers, per visit	2 622.81	2 782.80	389.59	3 173.00	6.10
1.5.5	Change of Current Limiters: Single & Three Phase (10 - 100 ampere), per supply point					
1.5.5.1	Conventional meters: Single Phase	543.86	577.04	80.78	658.00	6.10
1.5.5.2	Conventional meters: Three Phase	1 337.72	1 419.32	198.70	1 619.00	6.10
1.5.5.3	Prepayment meters	289.47	307.13	43.00	351.00	6.10
1.5.6	Provision of monthly load profile reports requiring a site visit, per month	500.00	530.50	74.27	605.00	6.10
<b>Nota/Note</b>	<i>Data to be submitted via email in a recognizable format</i>					
1.5.7	Metering accuracy investigation, per meter: May be refunded if accuracy is outside metering class specifications	614.04	651.49	91.21	743.00	6.10

**TARIEWE VIR DIE JAAR / TARIFFS FOR THE YEAR (Proposed)**  
**1 JULIE 2017 TOT 30 JUNIE 2018 / 1 JULY 2017 TO 30 JUNE 2018**

	BESKRYWING / DESCRIPTION	2016/2017 Exc. Vat R.cc	2017/2018 Exc. Vat R.cc	2017/2018 VAT R.cc	2017/2018 Incl. Vat R.cc	% change
<b>2</b>	<b>WATER</b>					
<b>2.1</b>	<b>CONSUMER SERVICE DEPOSITS</b>					
<b>a</b>	Residensieël / Residential	250.00	250.00		250.00	0.00
<b>b</b>	Besighede en Industrieël / Businesses and Industrial	250.00	250.00		250.00	0.00
<b>c</b>	Ander/Other	250.00	250.00		250.00	0.00
<b>2.2</b>	<b>BASIESE HEFFING/BASIC CHARGE</b> <i>(Per aansluiting/meter per maand //Per connection/meter per month)</i>					
<b>a</b>	Residensieël / Residential	0.00	0.00	0.00	0.00	
<b>b</b>	Sportklubs/ Opvoedkundig/ Institute en Kerke / Sport clubs/ Educational/ Institutions and Churches	7.89	8.38	1.17	9.55	6.10
<b>c</b>	Besigheid/Handel // Business/Commerce	105.26	111.68	15.64	127.32	6.10
<b>d</b>	Aansluiting groter as / Connection greater than:- 149 mm	122.81	130.30	18.24	148.54	6.10
<b>2.3</b>	<b>WATER CONSUMPTION</b>					
<b>2.3.1</b>	<b>Residensieël / Residential</b>					
	0 - 6 KI	3.51	3.72	0.52	4.24	6.10
	7 - 10 KL (New Break)	3.51	6.51	0.91	7.43	85.68
	11 - 20 KI	6.14	6.51	0.91	7.43	6.10
	21 - 40 KI	7.89	8.38	1.17	9.55	6.10
	41 - 80 KI	10.53	11.17	1.56	12.73	6.10
	81 - 120 KI	19.30	20.48	2.87	23.34	6.10
	121 - 160 KI	19.30	20.48	2.87	23.34	6.10
	161 - 200 KI	19.30	20.48	2.87	23.34	6.10
	201 - 300 KI	19.30	20.48	2.87	23.34	6.10
	301 + KI	19.30	20.48	2.87	23.34	6.10
<b>Nota/Note</b>	<i>Steps will be recalculated depending on consumption period</i>					
<b>2.3.1.1</b>	<b>KORTING / REBATE</b>					
<b>a</b>	First KL per month per household				6 KI	
<b>b</b>	plus additional KL for indigent households				4 KI	
<b>Nota</b>	<b>Deernis Korting / Indigent Rebate</b> <i>Waar die totale huishoudelike inkomste per maand is:</i> <i>Where the total household revenue per month is:</i>					
<b>a</b>	<i>Pensionarisse/Pensioners//Ongeskik/Disability // Child-headed households R 0 - R 4 500 (Government pension)(Pensioners 55 years and older)</i>					
<b>b</b>	<i>Algemeen/General R 0 - R 4 500</i>					
<b>2.3.2</b>	<b>Kommersieël / Commercial</b>					
	0 - 20 KI	8.23	8.73	1.22	9.95	6.10
	21 - 40 KI	8.90	9.45	1.32	10.77	6.10
	41 - 60 KI	9.77	10.37	1.45	11.82	6.10
	61 - 100 KI	10.96	11.62	1.63	13.25	6.10
	101 - 150 KI	11.40	12.10	1.69	13.79	6.10
	151 - 300 KI	10.68	11.34	1.59	12.92	6.10
	301 - 600 KI	9.18	9.74	1.36	11.10	6.10
	601 - 1200KI	8.04	8.53	1.19	9.72	6.10
	1201 + KI	7.39	7.85	1.10	8.94	6.10
<b>Nota/Note</b>	<i>Steps will be recalculated depending on consumption period</i>					
<b>2.3.3</b>	<b>Sportklubs/Sport Clubs</b>	3.51	3.72	0.52	4.24	6.10
<b>2.3.4</b>	<b>Opvoedkundig (Skole en Kolleges)/Educational (schools and Colleges)</b>	3.51	3.72	0.52	4.24	6.10
<b>Nota/Note</b>	<i>Uitgesluit private skole/kolleges/Excluding private schools/colleges</i>					
<b>2.3.5</b>	<b>Welsyn en Ouete huise/Welfare and Old Age Homes</b>	3.51	3.72	0.52	4.24	6.10
<b>2.3.6</b>	<b>Kerke/Churches</b>	3.51	3.72	0.52	4.24	6.10
<b>Nota/Note</b>	<i>(Pastorie uitgesluit indien verbruik apart gemeter word // Excludes rectory if consumption metered seperately)</i>					

**TARIEWE VIR DIE JAAR / TARIFFS FOR THE YEAR (Proposed)**  
**1 JULIE 2017 TOT 30 JUNIE 2018 / 1 JULY 2017 TO 30 JUNE 2018**

	BESKRYWING / DESCRIPTION	2016/2017 Exc. Vat R.cc	2017/2018 Exc. Vat R.cc	2017/2018 VAT R.cc	2017/2018 Incl. Vat R.cc	% change
2.3.7	<b>Munisipaal / Municipal</b>	3.51	3.72	0.52	4.24	6.10
2.3.8	<b>Brandbestryding / Fire Fighting</b>	3.51	3.72	0.52	4.24	6.10
2.3.9	<b>Besproeiing / Irrigation</b>					
2.3.9.1	<b>Gesuiwerde / Purified</b>					
	0 - 300 KI	7.89	8.38	1.17	9.55	6.10
	301 - 600 KI	7.89	8.38	1.17	9.55	6.10
	601 + KI	7.89	8.38	1.17	9.55	6.10
2.3.9.2	<b>Ongesuiwer / Non-purified</b>	1.14	1.21	0.17	1.38	6.10
2.3.9.3	<b>Ongesuiwer en ongemeet per 20 minute of gedeelte daarvan / Non-purified and unmetered per 20 minutes or part thereof</b>	508.77	543.86	76.14	620.00	6.90
<b>Nota/Note</b>	<i>Per ses maande//Per six months</i>					
2.3.10	<b>Geen meter geïnstalleer / No installed meter</b> <i>(Hef vaste verbruik van kiloliter per maand van: // Levy fixed consumption of kiloliter per month of:)</i>					
a	Residensieël/Residential				18	
b	Staankraan (gemeenskaplike verbruik) /				10	
c	Kommersieël / Commercial				30	
2.3.10.1	<b>KORTING / REBATE</b>					
a	First KL per month per household				6 KI	
b	plus additional KL for indigent households				4 KI	
2.3.11	<b>Availability Charges (Per maand/Per month)</b>					
a	Residential	87.72	93.86	13.14	107.00	7.00
b	Commercial	175.44	188.60	26.40	215.00	7.50
2.4	<b>WATER RESTRICTION TARIFFS</b>					
2.4.1	<b>Residensieël / Residential</b>					
	0 - 6 KI	3.51	3.72	0.52	4.24	6.10
	7 - 10 KI	3.51	6.51	0.91	7.43	85.68
	11 - 20 KI	6.14	6.51	0.91	7.43	6.10
	21 - 25 KI	7.89	8.38	1.17	9.55	6.10
	26 - 40 KI	13.16	13.96	1.95	15.92	6.10
	41 - 80 KI	18.42	19.54	2.74	22.28	6.10
	81 - 120 KI	28.95	30.71	4.30	35.01	6.10
	121 - 160 KI	28.95	30.71	4.30	35.01	6.10
	161 - 200 KI	28.95	30.71	4.30	35.01	6.10
	201 - 300 KI	28.95	30.71	4.30	35.01	6.10
	301 + KI	28.95	30.71	4.30	35.01	6.10
2.4.1.1	Korting / Rebate:					
a	First KL per month per residential meter connection				6 KI	
b	plus additional KL for indigent households				4 KI	
<b>Nota/Note</b>	<i>Steps will be recalculated depending on consumption period</i>					
2.4.2	<b>Kommersieël / Commercial</b>					
	0 - 20 KI	8.23	8.73	1.22	9.95	6.10
	21 - 40 KI	13.36	14.17	1.98	16.16	6.10
	41 - 60 KI	14.66	15.55	2.18	17.73	6.10
	61 - 100 KI	16.44	17.44	2.44	19.88	6.10
	101 - 150 KI	17.11	18.15	2.54	20.69	6.10
	151 - 300 KI	16.04	17.01	2.38	19.40	6.10
	301 - 600 KI	13.76	14.60	2.04	16.65	6.10
	601 - 1200KI	12.06	12.80	1.79	14.59	6.10
	1201 + KI	11.10	11.77	1.65	13.42	6.10
<b>Nota/Note</b>	<i>Steps will be recalculated depending on consumption period</i>					
2.4.3	All other water tariffs				x 1.5	

**TARIEWE VIR DIE JAAR / TARIFFS FOR THE YEAR (Proposed)**  
**1 JULIE 2017 TOT 30 JUNIE 2018 / 1 JULY 2017 TO 30 JUNE 2018**

	BESKRYWING / DESCRIPTION	2016/2017 Exc. Vat R.cc	2017/2018 Exc. Vat R.cc	2017/2018 VAT R.cc	2017/2018 Incl. Vat R.cc	% change
<b>2.5</b>	<b>WATERVOORSIENING / WATER SUPPLY</b>					
<b>2.5.1</b>	<b>AANSLUITINGSFOOIE / CONNECTION FEES</b> <i>(Slegs hoofpyp tot by erfgrrens / Main pipe to erf boundary only)</i>					
<b>2.5.1.1</b>	<b>Ongedienste erwe / Unserviced erven</b>					
<b>a</b>	15 mm Aansluiting / Connection	3 508.77	3 728.07	521.93	4 250.00	6.25
<b>b</b>	20 mm Aansluiting / Connection	4 385.96	4 657.89	652.11	5 310.00	6.20
<b>c</b>	25 mm Aansluiting / Connection	6 140.35	6 517.54	912.46	7 430.00	6.14
<b>d</b>	40 mm Aansluiting / Connection	7 017.54	7 456.14	1 043.86	8 500.00	6.25
<b>e</b>	Aansluiting groter as / Connection greater than 40 mm: Deposito (vooruitbetaalbaar) / Deposit (payable in advance) Werklike koste / Actual cost: - plus	8 771.93	9 307.02	1 302.98	10 610.00 10.00%	6.10
<b>2.5.1.2</b>	<b>Gedienste erwe en privaatonwikkeling of vergroting van aansluiting /</b> Served erven and private development or increased connection					
<b>a</b>	15 mm Aansluiting / Connection	1 754.39	1 894.74	265.26	2 160.00	8.00
<b>b</b>	20 mm Aansluiting / Connection	2 192.98	2 333.33	326.67	2 660.00	6.40
<b>c</b>	25 mm Aansluiting / Connection	2 631.58	2 798.25	391.75	3 190.00	6.33
<b>d</b>	40 mm Aansluiting / Connection	4 385.96	4 657.89	652.11	5 310.00	6.20
<b>e</b>	Aansluiting groter as / Connection greater than 40 mm Deposito (vooruitbetaalbaar) / Deposit (payable in advance) Werklike koste / Actual cost: - plus	8 771.93	9 307.02	1 302.98	10 610.00 10.00%	6.10
<b>2.5.1.3</b>	<b>Met onderverdeling / With sub division</b>					
<b>a</b>	Deposito (vooruitbetaalbaar) / Deposit (payable in advance)	6 140.35	6 535.09	914.91	7 450.00	6.43
<b>b</b>	Werklike koste / Actual cost: - plus				10.00%	
<b>c</b>	Met minimum van / With minimum of	2 192.98	2 368.42	331.58	2 700.00	8.00
<b>2.6</b>	<b>WATERMETERTOETSING / TESTING OF WATER METER</b>					
<b>2.6.1</b>	<b>Metertoets (deposito per meter) / Meter test (deposit per meter)</b>	394.74	421.05	58.95	480.00	6.67
<b>Nota/Note</b>	<i>Die deposito sal slegs terugbetaalbaar wees indien gevind is dat die meter met 5 % of meer oor registreer // The deposit will only be refundable if found that the meter registers over with 5 % and more.</i>					
<b>2.6.2</b>	<b>Toets van waterdruk / Testing of water pressure</b>	438.60	473.68	66.32	540.00	8.00
<b>2.6.3</b>	<b>Klagtes en besoeke / Complaints and visits</b>					
<b>a</b>	Kantoorure / Office hours	438.60	473.68	66.32	540.00	8.00
<b>b</b>	Na-ure / After hours	657.89	701.75	98.25	800.00	6.67
<b>2.6.4</b>	<b>Verskuif van watermeter (versoek van verbruiker) //</b> <b>Moving of water meter (request of consumer)</b>	877.19	938.60	131.40	1 070.00	7.00
<b>2.6.5</b>	<b>Vervanging van beskadigde/gesteelde meter // Replacement of damaged/stolen meter</b>					
<b>a</b>	15 mm Aansluiting / Connection	657.89	701.75	98.25	800.00	6.67
<b>b</b>	20 mm Aansluiting / Connection	877.19	938.60	131.40	1 070.00	7.00
<b>c</b>	25 mm Aansluiting / Connection	1 754.39	1 868.42	261.58	2 130.00	6.50
<b>d</b>	40 mm Aansluiting / Connection	4 385.96	4 657.89	652.11	5 310.00	6.20
<b>e</b>	Aansluiting groter as / Connection greater than 40 mm: Deposito (vooruitbetaalbaar) / Deposit (payable in advance) Werklike koste / Actual cost: - plus	5 263.16	5 587.72	782.28	6 370.00 10.00%	6.17
<b>f</b>	Slegs meterglas / Meter glass only	350.88	372.81	52.19	425.00	6.25
<b>g</b>	Slegs wyserplaat / Dial plate only					
<b>g.1</b>	15 mm Aansluiting / Connection	657.89	701.75	98.25	800.00	6.67
<b>g.2</b>	20 mm Aansluiting / Connection	789.47	842.11	117.89	960.00	6.67
<b>g.3</b>	25 mm Aansluiting / Connection	1 052.63	1 122.81	157.19	1 280.00	6.67
<b>g.4</b>	40 mm Aansluiting / Connection	1 754.39	1 868.42	261.58	2 130.00	6.50
<b>g.5</b>	50 mm Aansluiting / Connection	1 929.82	2 052.63	287.37	2 340.00	6.36

**TARIEWE VIR DIE JAAR / TARIFFS FOR THE YEAR (Proposed)**  
**1 JULIE 2017 TOT 30 JUNIE 2018 / 1 JULY 2017 TO 30 JUNE 2018**

	BESKRYWING / DESCRIPTION	2016/2017 Exc. Vat R.cc	2017/2018 Exc. Vat R.cc	2017/2018 VAT R.cc	2017/2018 Incl. Vat R.cc	% change
<b>2.7</b> <b>a</b>	<b>PENALTY FOR THEFT AND FRAUD</b> Dubble the amount of the value of the consumption of the previous six months Plus: Assessment of unauthorised consumption	219.30	236.84	33.16	270.00	8.00

**TARIEWE VIR DIE JAAR / TARIFFS FOR THE YEAR (Proposed)**  
**1 JULIE 2017 TOT 30 JUNIE 2018 / 1 JULY 2017 TO 30 JUNE 2018**






















	BESKRYWING / DESCRIPTION	2016/2017 Exc. Vat R.cc	2017/2018 Exc. Vat R.cc	2017/2018 VAT R.cc	2017/2018 Incl. Vat R.cc	% change
<b>3</b>	<b>VULLISVERWYDERING / REFUSE REMOVAL</b> <i>Betaalbaar deur geregistreeerde eienaar</i> <i>Payable by registered owner.</i>					
<b>3.1</b>	<b>Residensieël/ Residential</b> <i>Per huishouding/Woonstel//Per household/Flat</i> <i>1 X 240l Bin or 3 Black bags - 1 x per week</i>					
<b>a</b>	Per maand//Per month	145.61	155.26	21.74	177.00	6.63
<b>b</b>	Annual/Jaarliks	1 747.37	1 863.16	260.84	2 124.00	6.63
<b>c</b>	Flats/Sectional title units 50% of tariff 3.1 a or b					
<b>Nota/Note</b>	Tariff 3.1 c will <b>only</b> apply if the total bins versus total flats/sectional title units is ≤50%, applicable the following billing run after application and/or request for the removal of the extra bins to comply.					
<b>3.1.1</b>	<b>Deernis Korting / Indigent Rebate</b> <i>Waar die totale huishoudelike inkomste per maand is:</i> <i>Where the total household revenue per month is:</i>					
<b>a</b>	<i>Pensionarisse/Pensioners//Ongeskik/Disabilty // Child-headed households</i> <i>R 0 - R 4 500 (Government pension)(Pensioners 55 years and older)</i>				100%	
<b>b</b>	<i>Algemeen/General</i> <i>R 0 - R 4 500</i>				50%	
<b>3.2</b>	<b>Hostelle en Koshuise / Hostels</b>					
<b>a</b>	Per maand//Per month	120.18	128.07	17.93	146.00	6.57
<b>b</b>	Annual/Jaarliks	1 442.11	1 536.84	215.16	1 752.00	6.57
<b>Note</b>	1 X 240l Bin or 3 Black bags - 1 x per week					
<b>3.3</b>	<b>Woonpersele waar tuisnywerhede/besighede of beroepsbeoefening plaasvind / Residential homes used for home industries/businesses or career practices</b>					
<b>a</b>	Per maand//Per month	185.96	197.37	27.63	225.00	6.13
<b>b</b>	Annual/Jaarliks	2 231.58	2 368.42	331.58	2 700.00	6.13
<b>Note</b>	1 X 240l Bin or 3 Black bags - 1 x per week					
<b>3.4</b>	<b>Kommersieël 1 / Commercial 1 (Jaarliks/Annual)</b>					
<b>a</b>	Een verwydering per week / One removal per week	2 689.47	2 854.39	399.61	3 254.00	6.13
<b>b</b>	Twee verwyderings per week/ Two removals per week	4 495.61	4 770.18	667.82	5 438.00	6.11
<b>c</b>	Drie verwyderings per week/ Three removals per week	6 285.09	6 669.30	933.70	7 603.00	6.11
<b>d</b>	Vier verwyderings per week/ Four removals per week	8 083.77	8 577.19	1 200.81	9 778.00	6.10
<b>e</b>	Vyf verwyderings per week/ Five removals per week	9 874.56	10 477.19	1 466.81	11 944.00	6.10
<b>f</b>	Ses verwyderings per week/ Six removals per week	11 663.16	12 375.44	1 732.56	14 108.00	6.11
<b>g</b>	Sewe verwyderings per week/ Seven removals per week	13 537.72	14 364.04	2 010.96	16 375.00	6.10
<b>Nota/Note</b>	Per 240L drom of 3 X swart sakke					
<b>3.5</b>	<b>Kommersieël 2 / Commercial 2</b> <i>Tuisnywerhede en besighede wat vanaf 'n woning bedryf word.</i> <i>Die sonering van hierdie erwe bly onveranderd, maar vergunningsgebruik word toegestaan</i> <i>Slegs een verwydering per week.</i>					
	(weeklikse verwyderings) / maand	185.96	197.37	27.63	225.00	6.13
	(weekly removals)/ annually	2 231.58	2 368.42	331.58	2 700.00	6.13
<b>Nota/Note</b>	240L wieldrom = 1 drom/ 240L wheeliebin = 1 drum 770L wieldrom = 3 dromme/ 770L wheeliebin = 3 drums					



**TARIEWE VIR DIE JAAR / TARIFFS FOR THE YEAR (Proposed)**  
**1 JULIE 2017 TOT 30 JUNIE 2018 / 1 JULY 2017 TO 30 JUNE 2018**

	BESKRYWING / DESCRIPTION	2016/2017 Exc. Vat R.cc	2017/2018 Exc. Vat R.cc	2017/2018 VAT R.cc	2017/2018 Incl. Vat R.cc	% change
<b>3.6</b>	<b>Spesiale verwyderings oor naweke/ Special removals on weekends</b> Per wieldrom/ Per weeliebin					
	Per 240L	350.88	372.81	52.19	425.00	6.25
	Minimum (6 wieldromme)	2 105.26	2 234.21	312.79	2 547.00	6.12
	Per 770L	1 052.63	1 117.54	156.46	1 274.00	6.17
	Minimum (2 wieldromme)	2 105.26	2 234.21	312.79	2 547.00	6.12
<b>3.7</b>	<b>Sportklubs; Opvoedkundig (kleuterskole, skole en kolleges); Inrigtings en Ouete huise; Kerke // Sport clubs; Educational (creche's, schools and colleges); Institutions and Old Age Homes; Churches/ (Jaarliks/Annual)</b> <i>(Sluit pastorie in indien op dieselfde perseel as die kerk // Includes rectory if on same erf as the church)</i>					
<b>a</b>	Een verwydering per week / One removal per week	989.47	1 050.00	147.00	1 197.00	6.12
<b>b</b>	Twee verwyderings per week/ Two removals per week	1 593.86	1 691.23	236.77	1 928.00	6.11
<b>c</b>	Drie verwyderings per week/ Three removals per week	3 188.60	3 383.33	473.67	3 857.00	6.11
<b>d</b>	Vier verwyderings per week/ Four removals per week	4 250.88	4 510.53	631.47	5 142.00	6.11
<b>e</b>	Vyf verwyderings per week/ Five removals per week	5 290.35	5 613.16	785.84	6 399.00	6.10
<b>f</b>	Ses verwyderings per week/ Six removals per week	6 346.49	6 734.21	942.79	7 677.00	6.11
<b>g</b>	Sewe verwyderings per week/ Seven removals per week	7 405.26	7 857.02	1 099.98	8 957.00	6.10
<b>Note/Nota</b>	<i>Per 240L drom of 3 X swart sakke</i>					
<b>3.8</b>	<b>Munisipaal (departementeel) Jaarliks / Municipal (departmental) Annual</b>	1 773.68	1 882.46	263.54	2 146.00	6.13
<b>3.9</b>	<b>Availability Charges (Per maand/Per month)</b>					
<b>a</b>	Residential	70.18	74.56	10.44	85.00	6.25
<b>b</b>	Commercial	149.12	162.28	22.72	185.00	8.82
<b>3.10</b>	<b>Vervanging van wieldrom(me)/Replacement of wheeliebin(s)</b>					
<b>3.10.1</b>	<b>240L wieldrom/wheeliebin</b>					
<b>a</b>	240L				Cost + 15%	
<b>b</b>	Eerste wieldrom/First wheeliebin				Free	
<b>3.10.2</b>	<b>770L wieldrom/wheeliebin</b>					
<b>a</b>	770L				Cost + 15%	
<b>b</b>	Eerste wieldrom/First wheeliebin				Free	

**TARIEWE VIR DIE JAAR / TARIFFS FOR THE YEAR (Proposed)**  
**1 JULIE 2017 TOT 30 JUNIE 2018 / 1 JULY 2017 TO 30 JUNE 2018**

BESKRYWING / DESCRIPTION		2016/2017 Exc. Vat R.cc	2017/2018 Exc. Vat R.cc	2017/2018 VAT R.cc	2017/2018 Incl. Vat R.cc	% change							
<b>3.11</b>	<b>TUIN- EN SPESIALE VULLIS</b>												
<b>3.11.1</b>	Special Events solid waste												
<b>a</b>	Per Collection per bin:( 240 l)	219.30	233.33	32.67	266.00	6.40							
<b>b</b>	Per Collection per bin : (770L)	657.89	698.25	97.75	796.00	6.13							
<b>3.11.2</b>	<b>35 m Bak</b>												
<b>a</b>	Huur per dag/Rent per day	160.53	171.05	23.95	195.00	6.56							
<b>b</b>	Verwyder (aflaai) van bak	867.54	921.05	128.95	1 050.00	6.17							
<b>c</b>													
<b>3.11.3</b>	<b>Tuinvullis / Garden refuse</b>												
	4 ton vragmotor / 4 tonne truck (Laai en verwydering // Loading and removal)												
<b>a</b>	Vragmotor per vrag of gedeelte / Truck per load or part 4 ton vragmotor / 4 tonne truck	357.89	381.58	53.42	435.00	6.62							
<b>3.12</b>	<b>SWART VULLISSAKKE/BLACK REFUGE BAGS</b>												
	SALES OF REFUSE BAGS												
<b>a</b>	Black Refuse bags				Cost + 15%								
<b>3.13</b>	<b>GENERAL WASTE DELIVERED TO LANDFILL SITE AND TRANSFER STATIONS WITHIN BVM</b>												
<b>3.13.1</b>	<b>Residents of residential properties</b>												
	Disposal of general waste 1 x 1m3 (bakkie / trailer) load per month <i>(Nota/Note (Must show either latest municipal account or coupon provided))</i>	Free	Free										
<b>3.13.2</b>	<b>Businesses / Garden Services / Contractors</b>												
<b>a</b>	Clean Builders Rubble ( No iron, plastic, wood, cement bags)												
<b>b.</b>	Clean grass, leaves or branches cut to 30cm pieces												
<b>3.13.3</b>	<b>Any mixed loads of waste based on the tonnage of vehicle</b>												
	<b>TIPE VOERTUIG</b>												
	<table border="1" style="width: 100%; border-collapse: collapse;"> <tr> <td style="width: 25%; text-align: center;">A  0-0.5Ton</td> <td style="width: 25%; text-align: center;">C  &gt; 1-3Ton</td> <td style="width: 25%; text-align: center;">E  &gt; 5-10 Ton</td> <td style="width: 25%; text-align: center;">G </td> </tr> <tr> <td style="text-align: center;">B  &gt;0.5-1 Ton</td> <td style="text-align: center;">D  &gt; 3-5Ton</td> <td style="text-align: center;">F  &gt; 10 Ton</td> <td style="text-align: center;">In ooreenstemming met voertuie</td> </tr> </table>	A  0-0.5Ton	C  > 1-3Ton	E  > 5-10 Ton	G 	B  >0.5-1 Ton	D  > 3-5Ton	F  > 10 Ton	In ooreenstemming met voertuie				
A  0-0.5Ton	C  > 1-3Ton	E  > 5-10 Ton	G 										
B  >0.5-1 Ton	D  > 3-5Ton	F  > 10 Ton	In ooreenstemming met voertuie										
<b>a.</b>	0-0.5T or venter trailer	78.95	83.33	11.67	95.00	5.56							
<b>b.</b>	0,5 - 1T	153.51	166.67	23.33	190.00	8.57							
<b>c.</b>	1 - 3T	460.53	491.23	68.77	560.00	6.67							
<b>d.</b>	3 - 5T	767.54	815.79	114.21	930.00	6.29							
<b>e.</b>	5 - 7T	1074.56	1 140.35	159.65	1 300.00	6.12							
<b>f.</b>	7 - 10T	1535.09	1 627.19	227.81	1 855.00	6.00							
<b>g.</b>	987FGR												

**TARIEWE VIR DIE JAAR / TARIFFS FOR THE YEAR (Proposed)**  
**1 JULIE 2017 TOT 30 JUNIE 2018 / 1 JULY 2017 TO 30 JUNE 2018**

	BESKRYWING / DESCRIPTION	2016/2017 Exc. Vat R.cc	2017/2018 Exc. Vat R.cc	2017/2018 VAT R.cc	2017/2018 Incl. Vat R.cc	% change
<b>4</b>	<b>RIOLERING / SEWERAGE</b> <i>Betaalbaar deur geregistreeerde eienaar</i> <i>Payable by registered owner.</i>					
<b>4.1</b>	<b>Residensieël/ Residential</b> <i>Per huishouding/Per household</i>					
<b>a</b>	Per maand//Per month	230.70	245.61	34.39	280.00	6.46
<b>a</b>	Annual/Jaarliks	2 768.42	2 947.37	412.63	3 360.00	6.46
<b>Nota/Note</b>	Per erf/wooneenheid/aansluiting watter ookal die meeste is - Including flats 1. <i>Ingesluit DBV en Woonstelle (per woonstel) // Including SPCA and flats (per flat).</i> 2. <i>Uitgesluit woon-personele waar tuisnywerhede of beroeps-beoefening plaasvind // Excluding residential homes used for home industries or career practices.</i> 3. <i>Addisionele elek meter = addisionele wooneenheid, tensy bewys kan word dat dit nie vir huishouding doeleindes gebruik word nie.</i>					
<b>4.1.1</b>	<b>Deernis Korting / Indigent Rebate</b> <i>Waar die totale huishoudelike inkomste per maand is:</i> <i>Where the total household revenue per month is:</i>					
<b>a</b>	<i>Pensionarisse/Pensioners//Ongeskik/Disabilty // Child-headed households</i> <i>R 0 - R 4 500 (Government pension)(Pensioners 55 years and older)</i>				100%	
<b>b</b>	<i>Algemeen/General</i> <i>R 0 - R 4 500</i>				50%	
<b>4.2</b>	<b>Woonpersele waar tuisnywerhede of beroepsbeoefening plaasvind / Residential homes used for home industries or career practices</b> Annual/Jaarliks	3 070.18	3 245.61	454.39	3 700.00	5.71
<b>4.3</b>	<b>Kommersieël / Commercial</b> <i>(Maandeliks per aansluiting // Monthly per connection)</i> Per kiloliter water verbruik / Per kiloliter water consumed					
<b>a</b>	<b>FEE BASED ON WATER CONSUMPSION / FOOI VOLGENS WATER VERBRUIK</b> Per kiloliter water consumed for first 800 kl / Per kiloliter water verbruik vir eerste 800 kl /	8.77	9.34	1.31	10.65	6.50
<b>b</b>	Per kiloliter water consumed formore than 800 kl / Per kiloliter water verbruik vir meer as 800 kl / Tot 'n maksimum van/To a maximum of 2500 kiloliter/kilolitre <i>(Volgens dieselfde maand waarvoor wateraanslag gehef word // For the same month in which water bill is raised)</i> <i>(Volgens dieselfde maand waarvoor wateraanslag gehef word // For the same month in which water bill is raised)</i>	5.26	5.61	0.79	6.40	6.67
<b>c</b>	<b>MINIMUM FEE / MINIMUM FOUIE</b> For premises with building size smaller than 36 m <sup>2</sup> / Persele met beboude area kleiner as 36 m <sup>2</sup>	263.16	280.70	39.30	320.00	6.67
<b>d</b>	Ander / Other	1 096.49	1 162.28	162.72	1 325.00	6.00
<b>4.4</b>	<b>Opvoedkundig: kleuterskole en dagsorg fasiliteite/ Educational (creches and Day Care Facilities)</b> Maandeliks per aansluiting / Monthly per connection	87.72	92.98	13.02	106.00	6.00
<b>4.5</b>	<b>Opvoedkundig (skole en kolleges / Universiteite Educational (schools and colleges &amp; Universities)</b> Maandeliks per aansluiting / Monthly per connection	1 096.49	1 162.28	162.72	1 325.00	6.00

**TARIEWE VIR DIE JAAR / TARIFFS FOR THE YEAR (Proposed)**  
**1 JULIE 2017 TOT 30 JUNIE 2018 / 1 JULY 2017 TO 30 JUNE 2018**

	BESKRYWING / DESCRIPTION	2016/2017 Exc. Vat R.cc	2017/2018 Exc. Vat R.cc	2017/2018 VAT R.cc	2017/2018 Incl. Vat R.cc	% change
<b>4.6</b>	<b>Sportklubs / Sportclubs</b>					
<b>b</b>	<b>Sportclubs</b> Maandeliks per aansluiting / Monthly per connection	87.72	92.98	13.02	106.00	6.00
<b>4.7</b>	<b>Kerke; Plek van aanbidding; Inrigtings en Oue Tehuse / Churches; Places of worship; Institutions and Old Age Homes</b> <i>(Sluit pastorie in indien op dieselfde perseel as die kerk // Includes rectory if on same erf as the church)</i>					
<b>a</b>	Maandeliks per aansluiting / Monthly per connection	87.72	92.98	13.02	106.00	6.00
<b>4.8</b>	<b>Munisipaal (departementeel) / Municipal (departmental)</b>					
<b>a</b>	Maandeliks per aansluiting / Monthly per connection	87.72	92.98	13.02	106.00	6.00
<b>4.9</b>	<b>Beskikbaarheidsgeelde</b>					
	Maandeliks per / Monthly per erf					
<b>a</b>	Residential	175.44	184.21	25.79	210.00	5.00
<b>b</b>	Commercial	526.32	561.40	78.60	640.00	6.67
<b>4.10</b>	<b>NYWERHEIDSAFLOOP / INDUSTRIAL EFFLUENT</b>					
<b>a</b>	Behandeling koste per kubieke meter (m <sup>3</sup> )					
<b>b</b>	Vervoer koste per kubieke meter (m <sup>3</sup> )					
<b>Nota/Note</b>	<i>Formule / Formulae:  Koste van nywerheidsafloop word aan einde van finansiële boekjaar bepaal  deur totale koste vir behandeling plus koste van vervoer te bereken  <b>Behandeling</b> : (Totale behandelings koste)/(Volume behandel)* CSB/1000))  <b>Vervoer</b> : (Totale vervoer koste)/Volume vervoer)  ** Sterkte van CSB konsentrasie beïnvloed finale nywerheidsafloop koste</i>					
<b>4.11</b>	<b>SUITENKDIENS / SEWER TANKER SERVICE</b> <i>(Erwe met stortingsputte // Erven with conservancy tanks)</i>					
<b>4.11.1</b>	<b>Huishoudelik / Residential</b>					
<b>a</b>	Jaarliks / Annually	1 368.42	1 451.75	203.25	1 655.00	6.09
<b>b</b>	Maandeliks / Monthly <i>(Een verwydering per maand word ingesluit) (One removal per month per conservancy tank is included)</i>	114.04	120.98	16.94	137.92	6.09
	Addisionele verwydering (Per verwydering) / Additional removal (Per removal)					
<b>c</b>	In werksure / In working hours	114.04	118.42	16.58	135.00	3.85
<b>d</b>	Na-ure / After hours	175.44	184.21	25.79	210.00	5.00
<b>4.11.2</b>	<b>Besighede /Plase/privaat woonstelle met stortings-putte/ Businesses</b>					
<b>a</b>	Jaarliks / Annually	2 105.26	2 210.53	309.47	2 520.00	5.00
<b>b</b>	Maandeliks / Monthly <i>(Een verwydering per maand word ingesluit) (One removal per month per conservancy tank is included)</i>	175.44	184.21	25.79	210.00	5.00
	Addisionele verwydering (Per verwydering) / Additional removal (Per removal)					
<b>c</b>	In werksure / In working hours	175.44	184.21	25.79	210.00	5.00
<b>d</b>	Na-ure / After hours	263.16	280.70	39.30	320.00	6.67
<b>4.11.3</b>	<b>Vervoer/Transport</b>					
<b>a</b>	Binne ou Munisipale dorpsgrense			Gratis/Free	Gratis/Free	
<b>b</b>	Per km(gemeet vanaf waar die betrokke dorpsgrens oorgesteek word)	17.54	18.60	2.60	21.20	6.00
<b>Nota/Note</b>	<i>n Riolsuig-eenheid word beskou as 'n 5000(5ml) tenkwa.'n Halftenk kan ook gehef word teen 60% van 'n voltenk-tarief</i>					
<b>4.12</b>	<b>AANSLUITINGSFOOIE / CONNECTION FEES</b>					
<b>4.12.1</b>	Aanwysing van aansluitingspunt / Showing of connection point	438.60	464.91	65.09	530.00	6.00
<b>4.12.2</b>	Nuwe Aansluitings/New Connections					
<b>a</b>	Gedienste erwe / Serviced erven <i>(Slegs aansluiting op erf // Connection on erf only)</i>	2 807.02	2 982.46	417.54	3 400.00	6.25

**TARIEWE VIR DIE JAAR / TARIFFS FOR THE YEAR (Proposed)**  
**1 JULIE 2017 TOT 30 JUNIE 2018 / 1 JULY 2017 TO 30 JUNE 2018**

	BESKRYWING / DESCRIPTION	2016/2017 Exc. Vat R.cc	2017/2018 Exc. Vat R.cc	2017/2018 VAT R.cc	2017/2018 Incl. Vat R.cc	% change
<b>4.12.3</b>	Gedienste erwe (Skema Wonings)/ Serviced erven (Scheme Dwellings)					
<b>a</b>	100 mm (4") Deursnee /	2 192.98	2 333.33	326.67	2 660.00	6.40
<b>b</b>	150 mm (6") Deursnee /	2 850.88	3 026.32	423.68	3 450.00	6.15
<b>Nota/Note</b>	<i>Houses sold in subsidy schelling schemes</i>					
<b>4.12.4</b>	Ongedienste erwe / Unserviced erven <i>(Indien hoekdiens beskikbaar // If corner service available)</i>					
<b>a</b>	100 mm (4") Deursnee /	8 771.93	9 307.02	1 302.98	10 610.00	6.10
<b>b</b>	150 mm (6") Deursnee /	11 403.51	12 105.26	1 694.74	13 800.00	6.15
<b>4.12.5</b>	Munisipale Erwe reeds Gediens / Serviced erven <i>(Indien hoekdiens beskikbaar // If corner service available)</i>					
<b>a</b>	100 mm (4") Deursnee /	4 385.96	4 649.12	650.88	5 300.00	6.00
<b>b</b>	150 mm (6") Deursnee /	5 701.75	6 052.63	847.37	6 900.00	6.15
<b>4.13</b>	<b>OOPMAAK VAN RIOLE / OPENING OF SEWERS</b> <i>(Per uur / hour)</i>					
<b>4.13.1</b>	Meganiese toerusting / Mechanical equipment					
<b>a</b>	In werksure / In working hours	877.19	929.82	130.18	1 060.00	6.00
<b>b</b>	Na-ure / After hours	1 315.79	1 403.51	196.49	1 600.00	6.67
<b>4.13</b>	<b>RIOOL INSPEKSIES / SEWERAGE INSPECTIONS</b> <i>(Per uur / hour)</i>					
<b>a</b>	In werksure / In working hours	438.60	464.91	65.09	530.00	6.00
<b>b</b>	Na-ure / After hours	657.89	701.75	98.25	800.00	6.67
<b>c</b>	Munisipale skema huise/woonstelle Municipal scheme houses/flats	219.30	232.46	32.54	265.00	6.00

**TARIEWE VIR DIE JAAR / TARIFFS FOR THE YEAR (Proposed)**  
**1 JULIE 2017 TOT 30 JUNIE 2018 / 1 JULY 2017 TO 30 JUNE 2018**

BESKRYWING / DESCRIPTION		2016/2017	2017/2018	%
		R.cc	R.cc	change
<b>5</b>	<b>EIENDOMSBELASTING / ASSESSMENT RATES</b>			
5.1	Residential property (All properties up to the first R 85 000 will be rebated)	0.007360	0.007809	6.10
5.2	Non-Residential property	0.014720	0.015618	6.10
5.3	Bona-fide Agricultural property	0.001200	0.001273	6.10
5.4	Public Service Infrastructure & Public Benefit Organisation property	0.0018	0.001952	6.10
<b>Nota/Not</b>	<i>Algemene koers is op die markwaarde van belasbare eiendom volgens die <u>kategorie op die waardasie rol insluitend enige aanvullende waardasies vir die finansiële jaar soos aangetoon / General rate on the market value of rateable property, for the financial year as indicated, as <u>per category shown</u> on the valuation rolls and supplementary valuations for the said period</u></i>			
<b>5.3</b>	<b>KORTING / REBATE</b>			
<b>5.3.1</b>	<b>Residentail/ Residentieel</b>			
	Waar die totale huishoudelike inkomste per maand is: Where the total household revenue per month is:			
<b>a</b>	<i>Pensionarisse/Pensioners//Ongeskik/Disability // Child-headed households R 0 - R 4 500 (Government pension)(Pensioners 55 years and older)</i>	100%	100%	
<b>b</b>	<i>Algemeen/General R 0 - R 4 500</i>	50%	50%	
<b>c</b>	Maximum property value which qualifies for the rebate (tariff 5.3.1 a & b): Maksimum eiendom waarde wat vir die korting kwalifiseer (tarief 5.3.1 a & b):	150 000	150 000	
<b>d</b>	<i>Senior Citizens (Age 70 and above in the financial year, and who <b>do not</b> qualify for tariff 5.3.1 a &amp; b)</i>	150 000	150 000	
<b>Nota/Not</b>	<i>This rebates are <b>included</b> in tariff 5.1</i>			
<b>5.3.2</b>	<b>Eienaars van Nasionale gedenkwaardighede: Owners of National monuments:</b>			
<b>a</b>	Properties used for residential purposes,	20.00%	20.00%	
<b>b</b>	Properties open to the public and not operated for personal gain	70.00%	70.00%	
<b>c</b>	Properties used for commercial and businesses	20.00%	20.00%	
<b>d</b>	<i>Aansoekfooi/Application fee:</i>	125.00	125.00	
<b>5.3.3</b>	<b>Welsynsorganisasies: Welfare organisations:</b>	100.00%	100.00%	
<b>a</b>	<i>Aansoekfooi/Application fee:</i>	None	None	
<b>5.3.4</b>	<b>Kerke/Churches/Religious organisations:</b>	100.00%	100.00%	
<b>5.3.5</b>	<b>Skole op Privaateiendom/Schools on Private Property</b>	20.00%	20.00%	
<b>5.3.8</b>	<b>Munisipale Eiendom en Verhuurde Wooneenhede:</b>	Exempt	Exempt	
<b>5.3.9</b>	<b>Cemeteries/Kerkhowe</b>	100.00%	100.00%	
<b>5.4</b>	<b>Special Rating Area</b>			
<b>5.4.1</b>	Worcester Improvement District ( <b>Vat Included</b> )	0.001881	0.001996	6.10
<b>Nota/Not</b>	<i>Volle heffings moet gemaak en die betrokke kortings moet as uitgawe, teen die betrokke kortingpos gedebiteer word.</i>			

**TARIEWE VIR DIE JAAR / TARIFFS FOR THE YEAR (Proposed)**  
**1 JULIE 2017 TOT 30 JUNIE 2018 / 1 JULY 2017 TO 30 JUNE 2018**

	BESKRYWING / DESCRIPTION	2016/2017 Exc. Vat R.cc	2017/2018 Exc. Vat R.cc	2017/2018 VAT R.cc	2017/2018 Incl. Vat R.cc	% change
<b>6</b>	<b>FINANCE/FINANSIES</b>					
<b>6.1</b>	<b>VERSKAF VAN INLIGTING / SUPPLY OF INFORMATION</b>					
<b>6.1.1</b>	Waardasie sertifikaat / Valuation certificate	188.60	201.75	28.25	230.00	6.98
<b>Nota/Note</b>	<i>Vir pensioen aansoeke by Provinsiale Regering</i>				Gratis/Free	
<b>6.1.2</b>	Uitklaringertifikaat (Indien verlenging verlang word, die bedrag slegs eenmalig gehef word.)					
	Per Hand	192.98	307.02	42.98	350.00	59.09
	Elektronies	131.58	140.35	19.65	160.00	6.67
<b>6.1.3</b>	Waardasierol per inskrywing / Valuation roll per entry	0.44	0.48	0.07	0.55	10.00
<b>6.1.4</b>	Enige ander inligting / Any other information					
<b>a</b>	Met hand voorberei per uur / Manually prepared per hour	482.46	513.16	71.84	585.00	6.36
	Elektronies per minuut (rekenaartyd) /					
<b>b</b>	Electronic per minute (computer time)	74.56	78.95	11.05	90.00	5.88
<b>c</b>	Enige ander inligting / Any other information	267.54	285.09	39.91	325.00	6.56
<b>6.2</b>	<b>WAARDASIES / VALUATIONS</b>					
<b>6.2.1</b>	Waardasie inligting per erf/waardasie (nie sertifikaat nie) / Valuation information per erf/valuation (not certificate)	184.21	197.37	27.63	225.00	7.14
<b>6.2.2</b>	Voorsiening van Redes [Artikel 53 (2)] vir waardasie per erf Furnishing of Reasons [Section 53 (2)] for valuation per erf	166.67	179.82	25.18	205.00	7.89
<b>6.2.3</b>	Herwaardasie op versoek, per versoek, per eiendom Re-valuation on request, per request, per property					
<b>a</b>	Dorpsgebied/Town	175.44	188.60	26.40	215.00	7.50
<b>b</b>	Landbou gebied/Agricultural area	438.60	464.91	65.09	530.00	6.00
<b>6.3</b>	<b>KREDIETBEHEER / CREDIT CONTROL</b>					
<b>6.3.1</b>	Interest on arrears				Prime rate plus 1% per month	
<b>6.3.2</b>	Aanmanings/Reminders:					
<b>a</b>	Per telefoonoproep / Per telephone call	28.95	28.95	4.05	33.00	0.00
<b>b</b>	Per SMS / Per SMS	19.30	19.30	2.70	22.00	0.00
<b>c</b>	Per e-pos / Per e-mail	28.95	28.95	4.05	33.00	0.00
<b>d</b>	Registered letter of demand in terms of section 56					
<b>d.1</b>	Claim does not exceed maximum jurisdictional amount	52.63	52.63	7.37	60.00	0.00
<b>d.2</b>	Claim exceeds the maximum jurisdictional amount	63.16	63.16	8.84	72.00	0.00
<b>6.3.3</b>	Opsporings/Tracing Fee	264.91	264.91	37.09	302.00	0.00
<b>Note/nota</b>	<i>Debt amount not less than R 411.54</i>					
<b>6.3.4</b>	Summonses					
<b>a</b>	Claim does not exceed R 7 000	114.04	114.04	15.96	130.00	0.00
<b>b</b>	Claim exceeds R 7 000 but does not exceed R 50 000	381.58	381.58	53.42	435.00	0.00
<b>c</b>	Claim exceeds R 50 000 but does not exceed the maximum jurisdictional amount	565.79	565.79	79.21	645.00	0.00
<b>d</b>	Claim exceeds maximum jurisdictional amount and the process is issued out of a magistrates's court for a regional division or when the matter is in respect of a cause of action in terms of section 29(1B)(a)	736.84	736.84	103.16	840.00	0.00
<b>6.3.5</b>	Court Trials: If Council not employed					
<b>a</b>	Per quarter of an hour	157.89	157.89	22.11	180.00	0.00
<b>Note/Nota</b>	<i>Flat rate per quarter of an hour, regardless of the claim amount -</i>					



**TARIEWE VIR DIE JAAR / TARIFFS FOR THE YEAR (Proposed)**  
**1 JULIE 2017 TOT 30 JUNIE 2018 / 1 JULY 2017 TO 30 JUNE 2018**

	BESKRYWING / DESCRIPTION	2016/2017 Exc. Vat R.cc	2017/2018 Exc. Vat R.cc	2017/2018 VAT R.cc	2017/2018 Incl. Vat R.cc	% change
<b>6.3.6</b>	Judgements					
<b>a</b>	Claim does not exceed R 7 000	114.04	114.04	15.96	130.00	0.00
<b>b</b>	Claim exceeds R 7 000 but does not exceed R 50 000	289.47	289.47	40.53	330.00	0.00
<b>c</b>	Claim exceeds R 50 000 but does not exceed the maximum jurisdictional amount	473.68	473.68	66.32	540.00	0.00
<b>d</b>	Claim exceeds maximum jurisdictional amount and the process is issued out of a magistrates's court for a regional division or when the matter is in respect of a cause of action in terms of section 29(1B)(a)	618.42	618.42	86.58	705.00	0.00
<b>6.3.7</b>	Garnishee Orders	179.82	179.82	25.18	205.00	0.00
<b>6.3.8</b>	Sales in Execution					
<b>a</b>	Issue of warrant of execution, ejection, and delivery up of possession	92.11	92.11	12.89	105.00	0.00
<b>b</b>	For each reissue thereof	37.72	37.72	5.28	43.00	0.00
<b>c</b>	Inclusive fee for work done in connection with releasing of immovable property attached	52.63	52.63	7.37	60.00	0.00
<b>d</b>	Inclusive fee for work done in connection with sale in execution of immovable property only(excluding work in respect of which fees are already provided for elsewhere and the drawing up of the conditions of sale)	122.81	122.81	17.19	140.00	0.00
<b>e</b>	Drawing up notice of sale in terms of rule 41(8) or rule 43(6), or conditions of sale in terms of rule 43(7)	289.47	289.47	40.53	330.00	0.00
<b>f</b>	For all other work done and papers and documents supplied to the sheriff in connection with a sale in execution of movable property, an inclusive fee of	197.37	197.37	27.63	225.00	0.00
<b>g</b>	Security for resitution, where necessary	76.32	76.32	10.68	87.00	0.00
<b>6.3.9</b>	Illegal connection after disconnection for non payment	640.35	679.82	95.18	775.00	6.16
<b>6.3.10</b>	Block /restriction of pre-paid meter	175.44	185.96	26.04	212.00	6.00
<b>6.3.11</b>	Disconnection of conventional meter	210.53	350.88	49.12	400.00	66.67
<b>Nota/Note</b>	<i>Indien verhoed word dat konvensionele meter gesny word sal kostes nog steeds gehef word</i>					
<b>6.3.12</b>	Reconnection of conventional meter	210.53	350.88	49.12	400.00	66.67
<b>Nota/Note</b>	<i>Indien verhoed word dat konvensionele meter gesny word sal kostes nog steeds gehef word</i>					
<b>6.3.13</b>	Na-ure uitroep/After hours call-out	140.35	149.12	20.88	170.00	6.25
<b>6.3.14</b>	Registered letter forwarded to debtor in terms of section 57(1) or (3) or section 58(2), including copies					
	Claim does not exceed the maimum jurisdictional amount	31.58	31.58	4.42	36.00	0.00
	Claim exceeds maximum jurisdictional amount and the process is issued out of a magistrates's court for a regional division or when the matter is in respect of a cause of action in terms of section 29(1B)(a)	43.86	43.86	6.14	50.00	0.00
<b>6.3.15</b>	Erkenning van skuld en onderneming om skuld ingevolge artikel 57 of artikel 58 van die Wet op Landdroshowe, 1944 (Wet 32 van 1944), soos gewysig, te betaal:					
	Claim does not exceed the maximum jurisdictional amount	92.11	92.11	12.89	105.00	0.00
	Claim exceeds maximum jurisdictional amount and the process is issued out of a magistrates's court for a regional division or when the matter is in respect of a cause of action in terms of section 29(1B)(a)	105.26	105.26	14.74	120.00	0.00
<b>6.3.16</b>	Drawing up pleadings	307.02	307.02	42.98	350.00	0.00
<b>6.3.17</b>	Emoluments attachment order (Form 38)	166.67	166.67	23.33	190.00	0.00
<b>6.3.18</b>	Drawing of documents (not pleadings) <u>per folio</u> , eg. Affidavits, orders, applications, subpoena and notices	21.93	21.93	3.07	25.00	0.00
<b>6.3.19</b>	Necessary service	13.60	13.60	1.90	15.50	0.00
<b>6.3.20</b>	Perusal per folio	8.33	8.33	1.17	9.50	0.00

**TARIEWE VIR DIE JAAR / TARIFFS FOR THE YEAR (Proposed)**  
**1 JULIE 2017 TOT 30 JUNIE 2018 / 1 JULY 2017 TO 30 JUNE 2018**

	BESKRYWING / DESCRIPTION	2016/2017 Exc. Vat R.cc	2017/2018 Exc. Vat R.cc	2017/2018 VAT R.cc	2017/2018 Incl. Vat R.cc	% change
<b>6.3.21</b>	Copying per page	3.51	3.51	0.49	4.00	0.00
<b>6.3.22</b>	Court hearings Section 65 hearings	135.96	135.96	19.04	155.00	0.00
<b>6.4</b>	<b>GEDISHONOREERDE TJEK/ELEKTRONIES AFTREK ORDERS (ACB)</b>					
<b>a</b>	Per Tjek/ACB Plus Bankkoste volgens Bankaanslag.	166.67	192.98	27.02	220.00	15.79
<b>Nota/Note</b>	<i>Cashiers responsible for the cost of the following dishonoured cheques</i> 1. <i>Unsigned cheque</i> 2. <i>No Beneficiary</i> 3. <i>Cheque altered in any way</i> 4. <i>Stale-dated cheques</i> 5. <i>Amount in words and figures not the same</i>					

**TARIEWE VIR DIE JAAR / TARIFFS FOR THE YEAR (Proposed)**  
**1 JULIE 2017 TOT 30 JUNIE 2018 / 1 JULY 2017 TO 30 JUNE 2018**

BESKRYWING / DESCRIPTION		2016/2017 Exc. Vat R.cc	2017/2018 Exc. Vat R.cc	2017/2018 VAT R.cc	2017/2018 Incl. Vat R.cc	% change
<b>7</b>	<b>BRAND &amp; REDDINGSDIENSTE / FIRE &amp; RESCUE SERVICE</b> <b>Binne Munisipale Gebied / Within Municipal Area</b> <b>BRANDE / FIRES</b>  <b>OPERATION DIVISION</b>					
<b>7.1</b>	<b>Uitroepgelde / Call Out Fees</b>					
<b>a</b>	Diensvoertuig / Service Vehicle	181.58	192.98	27.02	220.00	6.28
<b>b</b>	Noodvoertuig / Specialist Emergency Vehicle	549.12	583.33	81.67	665.00	6.23
<b>c</b>	Motorpomp / Engine Pumper (per item)	549.12	583.33	81.67	665.00	6.23
<b>d</b>	Hidrouliese Platform / Hydraulic Platform	794.74	843.86	118.14	962.00	6.18
<b>7.2</b>	<b>Gelde per kilometer / Fees per kilometer</b>					
<b>a</b>	Diensvoertuig / Service Vehicle	4.52	5.26	0.74	6.00	16.50
<b>b</b>	Noodvoertuig / Specialist Emergency Vehicle	5.52	6.14	0.86	7.00	11.29
<b>c</b>	Motorpomp / Engine Pumper (per item)	6.52	7.02	0.98	8.00	7.67
<b>d</b>	Hidrouliese Platform / Hydraulic Platform	7.52	8.77	1.23	10.00	16.69
<b>7.3</b>	<b>Gelde per uur of gedeelte daarvan / Fees per hour or part thereof</b>					
<b>a</b>	Diensvoertuig / Service Vehicle	32.46	35.09	4.91	40.00	8.11
<b>b</b>	Noodvoertuig / Specialist Emergency Vehicle	153.51	163.16	22.84	186.00	6.29
<b>c</b>	Motorpomp / Engine Pumper (per item)	292.98	311.40	43.60	355.00	6.29
<b>d</b>	Hidrouliese Platform / Hydraulic Platform	507.02	538.60	75.40	614.00	6.23
<b>Nota/Note</b>	<i>At Multiple Alarm Incidents, Call Out Fees will only be charged for the vehicle that works at the incident and not for vehicles that respond as part of Pre-Determined Attendances. The Kilometre Tariff will still however be applicable for all responding vehicles</i>					
<b>7.4</b>	<b>Bystandgelde per uur of gedeelte daarvan /</b> Standby fees per hour or part thereof					
<b>a</b>	Diensvoertuig / Service Vehicle	32.46	35.09	4.91	40.00	8.11
<b>b</b>	Noodvoertuig / Specialist Emergency Vehicle	223.68	237.72	33.28	271.00	6.27
<b>c</b>	Motorpomp / Engine Pumper (per item)	223.68	237.72	33.28	271.00	6.27
<b>d</b>	Hidrouliese Platform / Hydraulic Platform	247.37	263.16	36.84	300.00	6.38
<b>7.5</b>	<b>Water per kiloliter as per 2.3.8</b>					
<b>7.6</b>	<b>Bemanning per uur of gedeelte daarvan /</b>					
<b>a</b>	Offisier / Officer	289.47	307.89	43.11	351.00	6.36
<b>b</b>	Brandweerman / Firefighter	206.14	219.30	30.70	250.00	6.38
<b>7.7</b>	<b>FIRE SAFETY &amp; RISK MANAGEMENT DIVISION</b>					
<b>7.7.1</b>	<b>Event Compliance</b>					
<b>a</b>	Initial Application Fee & Event Registration	1 127.19	1 196.49	167.51	1 364.00	6.15
<b>b</b>	per day thereafter for period of event	381.58	405.26	56.74	462.00	6.21
<b>7.7.2</b>	<b>Fire Safety building Design Consultations</b>					
<b>a</b>	Per Building plan	315.79	335.09	46.91	382.00	6.11
<b>b</b>	For Rational Design Evaluations add once off fee	335.09	356.14	49.86	406.00	6.28

**TARIEWE VIR DIE JAAR / TARIFFS FOR THE YEAR (Proposed)**  
**1 JULIE 2017 TOT 30 JUNIE 2018 / 1 JULY 2017 TO 30 JUNE 2018**

BESKRYWING / DESCRIPTION		2016/2017 Exc. Vat R.cc	2017/2018 Exc. Vat R.cc	2017/2018 VAT R.cc	2017/2018 Incl. Vat R.cc	% change
<b>7.8</b>	<b>GEVAARHOUDENDE STOWWE/ DANGEROUS GOODS REGISTRATION (Fixed Storage)</b>					
<b>Nota/Note</b>	<i>(Tariewe getoon is jaargelde en is vooruit betaalbaar // Tariffs shown are annual amounts and are payable in advance)</i>					
<b>7.8.1</b>	<b>Registrasiesertifikaat / Registration certificate</b>					
<b>a</b>	Uitreiking van sertifikaat/ Issueing of certificate	206.14	219.30	30.70	250.00	6.38
<b>b</b>	Oordrag van sertifikaat / Transfer of certificate	153.51	163.16	22.84	186.00	6.29
<b>7.8.2</b>	<b>Geskikheidsertifikaat / Fitness certificate and Fire Clearances</b>					
<b>a</b>	Grootmaatdepot / Bulk Depot	820.18	871.05	121.95	993.00	6.20
<b>b</b>	Droogskoonmaaklokaal / Dry Cleaning Depot	192.98	205.26	28.74	234.00	6.36
<b>c</b>	Sputlokaal / Sprayroom	280.70	298.25	41.75	340.00	6.25
<b>7.8.3</b>	<b>Pakkamers, tenks en enige ander perseel / Storerooms, tanks and any other premises:</b>					
<b>a</b>	Tot en met 2 273 liter bergingsmaat / Up to 2 273 litres storage capacity	223.68	237.72	33.28	271.00	6.27
<b>b</b>	Tot en met 4 546 liter bergingsmaat / Up to 4 546 litres storage capacity	276.32	293.86	41.14	335.00	6.35
<b>c</b>	Tot en met 22 730 liter bergingsmaat / Up to 22 730 storage capacity	548.25	582.46	81.54	664.00	6.24
<b>d</b>	Meer as 22 730 liter bergingsmaat / More than 22 730 litres storage capacity	820.18	871.05	121.95	993.00	6.20
<b>7.8.4</b>	<b>Any other Premises</b>	223.68	237.72	33.28	271.00	6.27
<b>7.9</b>	<b>GEVAARHOUDENDE STOWWE/DANGEROUS GOODS (Transport Permits )</b>					
<b>a</b>	Uitreiking van sertifikaat/ Issueing of certificate	206.14	219.30	30.70	250.00	6.38
<b>b</b>	Oordrag van sertifikaat / Transfer of certificate	153.51	163.16	22.84	186.00	6.29
<b>c</b>	For Light Delivery Vehicles -up tp 3 500kg	276.32	293.86	41.14	335.00	6.35
<b>d</b>	For Rigid Tankers up to 20 000 litres	548.25	582.46	81.54	664.00	6.24
<b>e</b>	For Rigid Tankers above 20 000 litres	820.18	871.05	121.95	993.00	6.20
<b>f</b>	Up to 20 000 litres <i>For Horse</i>	219.30	233.33	32.67	266.00	6.40
	<i>Per Unit thereafter</i>	548.25	582.46	81.54	664.00	6.24
<b>g</b>	Above 20 000 litres <i>For Horse</i>	223.68	237.72	33.28	271.00	6.27
	<i>Per Unit thereafter</i>	820.18	871.05	121.95	993.00	6.20
<b>7.10</b>	<b>TRAINING &amp; SUPPORT SERVICE DIVISION</b>					
<b>7.10.1</b>	<b>Training Centre (unless otherwise stated, costs are per person)</b>					
<b>a</b>	IFSAC Accredited Firefighter 1	4 789.47	5 082.46	711.54	5 794.00	6.12
<b>b</b>	IFSAC Accredited Firefighter 2	3 421.05	3 629.82	508.18	4 138.00	6.10
<b>c</b>	IFSAC Accredited Fire Instructor 1	4 100.88	4 351.75	609.25	4 961.00	6.12
<b>d</b>	IFSAC Accredited Fire Officer 1	4 100.88	4 351.75	609.25	4 961.00	6.12
<b>e</b>	IFSAC Accredited Hazmat Awareness	1 649.12	1 750.00	245.00	1 995.00	6.12
<b>f</b>	IFSAC Accredited Hazmat Operations	1 657.89	1 759.65	246.35	2 006.00	6.14
<b>g</b>	Full NFPA 1001 Professional Firefighter Course (incl. FF1, FF2, Hazmat Ops + Level 3 First Aid; includes SAESI application fees) Note:Course Duration is five (5) months. without Accomodation	11 192.98	11 877.19	1 662.81	13 540.00	6.11
	With Accommodation (shared self catering)	34 219.30	36 307.02	5 082.98	41 390.00	6.10

**TARIEWE VIR DIE JAAR / TARIFFS FOR THE YEAR (Proposed)**  
**1 JULIE 2017 TOT 30 JUNIE 2018 / 1 JULY 2017 TO 30 JUNE 2018**

BESKRYWING / DESCRIPTION		2016/2017 Exc. Vat R.cc	2017/2018 Exc. Vat R.cc	2017/2018 VAT R.cc	2017/2018 Incl. Vat R.cc	% change
<b>Nota/Note</b>	<i>Course Duration is five (5) months.            IFSAC Accredited training excludes the Curriculum Text books.            Course candidates must supply their own text books or books can be supplied at extra costs            Challenges for Firefighter 1 and 2 \$ Hazmat Awareness &amp; Operations will be charged at 20% of the applicable tariff.</i>					
<b>h</b>	Fire Brigade Officer Development Course (4 weeks) Without Accomodation	5 535.09	5 872.81	822.19	6 695.00	6.10
	With Accommodation (shared self catering)	10 135.96	10 754.39	1 505.61	12 260.00	6.10
<b>i</b>	Industrial & Commercial Basic Firefighting - 1 days	548.25	583.33	81.67	665.00	6.40
<b>j</b>	Industrial & Commercial Advanced Firefighting - 3 days	1 035.09	1 096.49	153.51	1 250.00	5.93
<b>k</b>	Portable Fire Extinguisher Course - 2 hours	346.49	368.42	51.58	420.00	6.33
<b>l</b>	NFPA Incident Management Training for Emergency Services - 2 days	763.16	811.40	113.60	925.00	6.32
<b>m</b>	Two Week Abridged Firefighting Course for Industrial Firefighting Teams	1 267.54	1 346.49	188.51	1 535.00	6.23
<b>7.10.2</b>	<b>Special Operations Training Centre (unless otherwise stated, costs are per person)</b>					
<b>a</b>	NFPA 1006 Rescue Technician: Confined Space Rescue - 7 days	1 894.74	2 008.77	281.23	2 290.00	6.02
<b>b</b>	NFPA 1006 Rescue Technician: Trench Collapse Rescue - 10 days	3 780.70	4 013.16	561.84	4 575.00	6.15
<b>c</b>	NFPA 1006 Rescue Technician: Structural Collapse Rescue - 10 days	5 039.47	5 346.49	748.51	6 095.00	6.09
<b>d</b>	Motor Vehicle Extrication - 5 days	1 035.09	1 100.88	154.12	1 255.00	6.36
<b>e</b>	Hazmat for Confined Spaces for Industry - 3 days	1 267.54	1 346.49	188.51	1 535.00	6.23
<b>Nota/Note</b>	<i>For course prerequisites, contact Fire Department</i>					
<b>7.11</b>	<b>RENTAL OF TRAINING ROOM (PER DAY)</b>					
<b>a</b>	Training room only	192.98	206.14	28.86	235.00	6.82
<b>b</b>	Training room with kitchen facilities	254.39	271.93	38.07	310.00	6.90
<b>c</b>	Fire Training Centre (per day)	1 267.54	1 346.49	188.51	1 535.00	6.23
<b>d</b>	Special Operating Training Centre (per day)	1 267.54	1 346.49	188.51	1 535.00	6.23
<b>7.12</b>	<b>REPAIRS TO EQUIPMENT/FILLING OF CYLINDERS</b>					
<b>a</b>	Filling of cylinders	48.25	51.75	7.25	59.00	7.27
<b>b</b>	Pressure Testing of Fire Hoses (per hose)	9.65	10.26	1.44	11.70	6.36
<b>7.13</b>	<b>Buite Munisipale Gebied / Outside Municipal Area</b>					
<b>a</b>	Werklike koste plus / Actual cost plus persentasie van / percentage of					30.00%
<b>b</b>	Minimum gelykstaande aan / Minimum equal to binne tarief plus persentasie van / inside tariff plus percentage of					10.00%

**TARIEWE VIR DIE JAAR / TARIFFS FOR THE YEAR (Proposed)**  
**1 JULIE 2017 TOT 30 JUNIE 2018 / 1 JULY 2017 TO 30 JUNE 2018**

	BESKRYWING / DESCRIPTION	2016/2017 Exc. Vat R.cc	2017/2018 Exc. Vat R.cc	2017/2018 VAT R.cc	2017/2018 Incl. Vat R.cc	% change
7.14	<p><i>Exemption from payment of fees will apply only in the following cases: Humanitarian Services; False Alarm with good intent; A Service rendered due to civil commotion, riot or natural disaster; Technical Rescues; Satisfactory proof that a vehicle was stolen and not recovered at time of incident &amp; a service rendered in terms of a Mutual Aid agreement under Section 12 of the Fire Brigade Services Act</i></p>					
7.15	<p><b>Extract from the Fire Birgade Services Act, Act 99 of 1987</b></p> <p><b>10. Fees</b></p> <p><i>(1) A controlling authority may, subject to any condition contemplated in section 11 (2) (a), determine the fees payable by a person on whose behalf the service of the controlling authority is applied-</i></p> <p><i>(a) for the attendance of the service;</i></p> <p><i>(b) for the use of the service and equipment; or</i></p> <p><i>(c) for any material consumed.</i></p> <p><i>(2) A person on whose behalf, in the opinion of the chief fire officer concerned, a service of a controlling authority has been employed, may in writing be assessed by that chief fire officer for the payment of the fees referred to in subsection (1) or any portion thereof.</i></p> <p><i>(3) Any person who feels aggrieved by an assessment contemplated in subsection (2) may within 14 days after receipt of that assessment object in writing against that assessment as such or the amount thereof to the controlling authority concerned.</i></p> <p><i>(4) As soon as an objection contemplated in subsection (3) is received the chief executive officer of the controlling authority concerned shall without delay obtain written comment thereon from the chief fire officer and submit it together with the objection to the controlling authority, which may confirm, alter or revoke the assessment.</i></p> <p><i>(5) A certificate purporting to be signed by a chief fire officer and in which it is certified that the assessment specified therein was made under subsection (2), shall on production thereof in a court of law be prima facie proof of the amount payable by the person mentioned therein.</i></p>					

**TARIEWE VIR DIE JAAR / TARIFFS FOR THE YEAR (Proposed)**  
**1 JULIE 2017 TOT 30 JUNIE 2018 / 1 JULY 2017 TO 30 JUNE 2018**

	BESKRYWING / DESCRIPTION	2016/2017 Exc. Vat R.cc	2017/2018 Exc. Vat R.cc	2017/2018 VAT R.cc	2017/2018 Incl. Vat R.cc	% change
<b>8</b>	<b>BIBLIOTEEKDIENS / LIBRARY SERVICES</b>					
<b>8.1</b>	<b>BOETES / FINES</b>					
<b>8.1.1</b>	<b>Biblioteekmateriaal / Library Material</b>					
<b>a</b>	Boek / Book	3.07	3.07	0.43	3.50	0.00
<b>b</b>	Tydskryf / Magazine	3.07	3.07	0.43	3.50	0.00
<b>c</b>	Plaat of kompakskyf / Record or compact disc	3.07	3.07	0.43	3.50	0.00
<b>d</b>	Kasset / Cassette	3.07	3.07	0.43	3.50	0.00
<b>e</b>	Maksimum boete van / Maximum fine of	23.68	23.68	3.32	27.00	0.00
<b>8.1.2</b>	<b>Videos/DVD's</b>					
<b>a</b>	Per dag of gedeelte daarvan per item / Per day or part thereof per item	6.14	6.14	0.86	7.00	0.00
<b>b</b>	Maksimum boete van / Maximum fine of	48.25	48.25	6.75	55.00	0.00
<b>Nota/Note</b>	<i>(Per item per week of gedeelte daarvan uitstaande // Per item per week or part thereof outstanding)</i>					
<b>8.2</b>	<b>Diverse Gelde / Sundry fees</b>					
<b>8.2.1</b>	Besprekingsfooie per item / Booking fee per item	6.14	6.14	0.86	7.00	0.00
<b>8.2.2</b>	Duplikaat lenerskaart / Duplicate borrowers ticket:					
<b>a</b>	Handstelsel / Manually	3.07	3.07	0.43	3.50	0.00
<b>b</b>	Rekenaarstelsel / Computerised System	26.32	26.32	3.68	30.00	0.00
<b>8.2.3</b>	Tydlike leners / Temporary borrowers Deposito gelykstaande aan vervangingswaarde/ Deposit equal to replacement value					
<b>8.3</b>	<b>Telefoonkoste / Telephone Charges</b>					
<b>a</b>	Aanmaning per oproep / Reminder per call			<b>Scrap</b>	<b>Scrap</b>	
<b>8.4</b>	<b>FOTOSTATE / PHOTOCOPIES</b>					
<b>8.4.1</b>	Swart en wit/Black and white					
<b>a</b>	A4 - Papier / Paper	0.88	0.88	0.12	1.00	0.00
<b>b</b>	A3 - Papier / Paper	1.75	1.75	0.25	2.00	0.00
<b>8.4.2</b>	Kleur fotostate/Colour photocopies					
<b>a</b>	A4 - Papier / Paper	7.89	7.89	1.11	9.00	0.00
<b>b</b>	A3 - Papier / Paper	14.91	14.91	2.09	17.00	0.00
<b>8.5</b>	<b>Huur van Biblioteeksaal / Rental of Library Halls</b>					
<b>8.5.1</b>	<b>WATERLOO / AVIAN PARK</b>					
<b>a</b>	Saal alleen / Hall only	192.98	206.14	28.86	235.00	6.82
<b>b</b>	Saal met kombuisfasiliteite / Hall with kitchen facilities	271.93	289.47	40.53	330.00	6.45
<b>c</b>	Beskadigingsdeposito t.o.v. kombuisfasiliteite /					
<b>8.5.2</b>	<b>ESSELEN</b>					
<b>a</b>	Saal alleen / Hall only	192.98	206.14	28.86	235.00	6.82
<b>8.5.3</b>	<b>ZWELETEMBA</b>					
<b>a</b>	Saal alleen / Hall only	192.98	206.14	28.86	235.00	6.82
<b>8.5.4</b>	<b>DE DOORNS</b>					
<b>a</b>	Saal alleen / Hall only	192.98	206.14	28.86	235.00	6.82
<b>8.5.5</b>	<b>STEENVLIET</b>					
<b>a</b>	Saal alleen / Hall only	192.98	206.14	28.86	235.00	6.82



**TARIEWE VIR DIE JAAR / TARIFFS FOR THE YEAR (Proposed)**  
**1 JULIE 2017 TOT 30 JUNIE 2018 / 1 JULY 2017 TO 30 JUNE 2018**

	BESKRYWING / DESCRIPTION	2016/2017 Exc. Vat R.cc	2017/2018 Exc. Vat R.cc	2017/2018 VAT R.cc	2017/2018 Incl. Vat R.cc	% change
<b>9</b>	<b>VERKEER / TRAFFIC</b>					
<b>9.1</b>	<b>PARKEERMETERGELDE / PARKING METER FEES</b>					
<b>9.1.1</b>	<b>Binneblokparkering /</b>					
<b>a</b>	Per uur / Per hour [07.00 - 17.00]	5.26	4.39	0.61	5.00	-16.62
<b>b</b>	Per dag / Per day [07.00 - 17.00]	35.09	35.09	4.91	40.00	0.00
<b>c</b>	Maandkaartjie / Monthly ticket	175.44	526.32	73.68	600.00	200.00
<b>9.1.2</b>	<b>Straatparkering per uur / Street parking per hour</b>					
<b>a</b>	Stockenströmstraat tussen Kerk- en Russelstraat / Stockenström street between Church and Russel streets	5.26	4.39	0.61	5.00	-16.62
<b>b</b>	Hoogstraat tussen Fairbairn- en Baringstraat / High street between Fairbairn and Baring streets	5.26	4.39	0.61	5.00	-16.62
<b>c</b>	Hoogstraat tussen Trappes- en Baringstraat / High street between Trappes and Baring streets	5.26	4.39	0.61	5.00	-16.62
<b>d</b>	Hoogstraat tussen Fairbairn- en Riebeeckstraat / High street between Fairbairn and Riebeeck streets	5.26	4.39	0.61	5.00	-16.62
<b>e</b>	Ander straat gebiede / Other street areas	5.26	4.39	0.61	5.00	-16.62
<b>Nota/Note</b>	First 15 Min free > 15 Min Max 1 Hour <b>(Sundays and Public Holidays Excluded)</b>					
<b>9.2</b>	<b>PADTEKENS / ROADSIGNS</b>					
<b>9.2.1</b>	Aansoekfooie - sluit van strate/Application Fees - closing of streets	140.35	149.12	20.88	170.00	6.25
<b>a</b>	Per teken per dag / Per sign per day					
<b>b</b>	Kerke en skole / Churches and schools	32.46	30.70	4.30	35.00	-5.41
<b>c</b>	Ander instansies / Other institutions	192.98	219.30	30.70	250.00	13.64
	<i>Tekens moet by kantoor afgehaal en terugbesorg word // Signs must be collected and returned at office</i>					
<b>9.3</b>	<b>SKUTGELDE / POUND FEES (per eenheid / per unit)</b>					
<b>9.3.1</b>	Kruidenierswaentjies, Smous voorraad en mandjies					
<b>9.3.1.1</b>	Grocery trolleys, Hawker stock and baskets	206.14	219.30	30.70	250.00	6.38
<b>9.3.1.2</b>	Stoorgelde per nag / Storage fees per night	<b>NEW</b>	87.72	12.28	100.00	100.00
<b>9.3.2</b>	Voertuie / Vehicles					
<b>9.3.2.1</b>	Insleep / Towing					
<b>a</b>	hoogstens / up to 3 500 kg				Cost + 10%	
<b>b</b>	meer as / more than 3 500 kg				Cost + 10%	
<b>9.3.2.2</b>	Stoorgelde per dag / Storage fees per day	447.37	482.46	67.54	550.00	7.84
<b>9.5</b>	<b>STRAAT STAANPLEKKE / STREET STANDS</b>					
<b>9.5.1</b>	Informeel handelaars / Informal traders <i>(Maandeliks vooruitbetaalbaar per standplaas // Payable in advance monthly per stand)</i>					
<b>a</b>	Inwoners	46.49	50.00	7.00	57.00	7.55
<b>b</b>	Nie-Inwoners	223.68	236.84	33.16	270.00	5.88
<b>9.5.2</b>	Laataand verkope / Late night shopping					
<b>a</b>	Inwoners	188.60	131.58	18.42	150.00	-30.23
<b>b</b>	Nie-Inwoners	570.18	263.16	36.84	300.00	-53.85
<b>c</b>	Kerke, Welsynorganisasies	57.02	52.63	7.37	60.00	-7.69
<b>Nota/Note</b>	<i>Per aand/Per night</i>					
<b>9.5.3</b>	Spesiale geleenthede / Special events					
<b>a</b>	Inwoners	188.60	131.58	18.42	150.00	-30.23
<b>b</b>	Nie-Inwoners	570.18	263.16	36.84	300.00	-53.85
<b>c</b>	Kerke, Welsynorganisasies	57.02	52.63	7.37	60.00	-7.69
<b>Nota/Note</b>	<i>Per dag/Per day</i>					

**TARIEWE VIR DIE JAAR / TARIFFS FOR THE YEAR (Proposed)**  
**1 JULIE 2017 TOT 30 JUNIE 2018 / 1 JULY 2017 TO 30 JUNE 2018**

	BESKRYWING / DESCRIPTION	2016/2017 Exc. Vat R.cc	2017/2018 Exc. Vat R.cc	2017/2018 VAT R.cc	2017/2018 Incl. Vat R.cc	% change
<b>9.6</b>	<b>OPTOGTE/MARCHES</b>					
<b>9.6.1</b>	Aansoekfooie/Application Fees	140.35	149.12	20.88	170.00	6.25
<b>9.6.2</b>	Beamptes aan diens, per uur of gedeelte daarvan, ingesluit km gereis. Officials on duty, per hour or part thereof including km travelled.					
<b>a</b>	Offisier/Officer (Asst. Superintendent) (Normal Hours)	280.70	298.25	41.75	340.00	6.25
<b>b</b>	Offisier/Officer (Asst. Superintendent) (After Normal hours)				Cost + 20%	
<b>b</b>	Patrollie Beampte/ Patrol Officer (Normal Hours)	223.68	236.84	33.16	270.00	5.88
<b>c</b>	Patrollie Beampte/ Patrol Officer (After normal hours)				Cost + 20%	
<b>c</b>	Verkeersopsigter/Traffic Warden (Normal Hours)	140.35	149.12	20.88	170.00	6.25
<b>d</b>	Verkeersopsigter/Traffic Warden (After normal hours)				Cost + 20%	
<b>d</b>	Hiring of road signs or equipment[per sign/equipment]	219.30	219.30	30.70	250.00	0.00
<b>e</b>	Sport / Padwedlope / Fietsry					
	- % Vermindering op tarief 9.6.2/ % Reduction on tariff 9.6.2	50.00%			25.00%	-50.00
<b>Nota/Note</b>	<i>Kerke, Geregistreerde Liefdadigheidsorganisasies, Nie winsgewende organisasies en Skole betaal nie die tariewe soos per 9.6.2 nie, slegs aansoekfooie soos per 9.6.1</i>					
<b>9.7</b>	<b>EXEMPTION FROM PARKING PROVISIONS</b>					
	<i>Exemption certificate from parking provisions application[disable persons</i>	175.44	175.44	24.56	200.00	0.00
<b>9.8</b>	<b>FOTOSTATE / PHOTOCOPIES</b>					
<b>NEW</b>	<b>A4 - Papier / Paper [per sheet/copy]</b>	0.88	1.75	0.22	1.00	100.00
<b>9.9</b>	<b>Other income</b>					
	Duplicate of any other documentation not prescribed in Nat. Road Traffic	17.54	26.32	3.68	30.00	50.00

**TARIEWE VIR DIE JAAR / TARIFFS FOR THE YEAR (Proposed)**  
**1 JULIE 2017 TOT 30 JUNIE 2018 / 1 JULY 2017 TO 30 JUNE 2018**

	BESKRYWING / DESCRIPTION	2016/2017 Exc. Vat R.cc	2017/2018 Exc. Vat R.cc	2017/2018 VAT R.cc	2017/2018 Incl. Vat R.cc	% change
<b>10</b>	<b>SALE /HALLS</b>					
<b>10.1</b>	<b>STADSAAL / TOWN HALL</b>					
<b>10.1.1</b>	<b>DEPOSITO /DEPOSIT</b>					
	Breekskade / Damages					
<b>a</b>	Algemeen	1 800.00	2000.00		2 000.00	11.11
<b>b</b>	Besighede	4 450.00	4750.00		4 750.00	6.74
<b>c</b>	Politieke en Publieke vergaderings / Political and Public meetings	4 130.00	4400.00		4 400.00	6.54
<b>Nota/Note</b>	<i>Deposito betaalbaar by bespreking/Deposit payable at booking</i> Deposito's sluit nie BTW in					
<b>10.2</b>	<b>HUURGELD / RENTAL FEE</b>					
<b>10.2.1</b>	Algemeen/General	2 017.54	2 140.35	299.65	2 440.00	6.09
<b>10.2.2</b>	Welsyn + Jeug organisasie	640.35	679.82	95.18	775.00	6.16
<b>10.2.3</b>	Plaaslike Sportliggame	640.35	679.82	95.18	775.00	6.16
<b>10.2.4</b>	Plaaslike Kuns en Kultuur groepe	640.35	679.82	95.18	775.00	6.16
<b>10.2.5</b>	Skole	640.35	679.82	95.18	775.00	6.16
<b>10.2.6</b>	Kerklike Byeenkomste / Church Gatherings	877.19	929.82	130.18	1 060.00	6.00
<b>10.2.7</b>	Repetisies / Repetitions (slegs verhoog / stage only)	381.58	403.51	56.49	460.00	5.75
<b>10.2.8</b>	Repetisies / Repetitions (toeskouers / spectators)	500.00	530.70	74.30	605.00	6.14
<b>10.2.9</b>	Besighede	3 157.89	3 350.88	469.12	3 820.00	6.11
<b>10.2.10</b>	Politieke en Publieke vergaderings / Political and Public meetings	2 543.86	2 719.30	380.70	3 100.00	6.90
<b>10.2.11</b>	Verkiesings / Elections	3 754.39	3 986.84	558.16	4 545.00	6.19
<b>10.2.12</b>	Departementeel Raadsvergaderings/Departementele verbruik				Free	
<b>10.3</b>	<b>DIVERSE GELDE/SUNDRY FEES</b>					
<b>a</b>	Kombuis / Kitchen	815.79	868.42	121.58	990.00	6.45
<b>b</b>	Kroeg / Bar	561.40	<b>Scrap</b>			
<b>c</b>	Koffiekroeg / Coffee bar	381.58	<b>Scrap</b>			
<b>d</b>	Vleuelklavier / Grand Piano	561.40	596.49	83.51	680.00	6.25
<b>e</b>	Regop klavier / Piano	381.58	403.51	56.49	460.00	5.75
<b>f</b>	Luidsprekers / Loudspeakers	561.40	877.19	122.81	1 000.00	56.25
<b>g</b>	Raadsbesluit 655/91 gedateer 27 Augustus 1991: Dat 'n tarief per addisionele geleentheid vasgestel word ten opsigte van die gebruik op opeenvolgende geleenthede van die volgende diverse items in die Stadsaal: kombuis, kroeg, koffiekroeg, vleuelklavier, regop klavier, luidsprekers.	412.28	438.60	61.40	500.00	6.38

**TARIEWE VIR DIE JAAR / TARIFFS FOR THE YEAR (Proposed)**  
**1 JULIE 2017 TOT 30 JUNIE 2018 / 1 JULY 2017 TO 30 JUNE 2018**

	BESKRYWING / DESCRIPTION	2016/2017 Exc. Vat R.cc	2017/2018 Exc. Vat R.cc	2017/2018 VAT R.cc	2017/2018 Incl. Vat R.cc	% change
<b>10.4</b>	<b>SYSAAL VAN STADSAAL</b>					
<b>10.4.1</b>	Word verhuur teen helfte van die huur van die stadsaaltarif, met uitsondering van kerk- en skoolbasaars wat 'n kwart van die huur van die stadsaaltarif sal wees. Die kroeg bly egter 'n apart verhuurde fasiliteit.					
<b>10.5</b>	<b>GEMEENSKAPSALE / COMMUNITY HALLS</b>					
	DE DOORNS, ZWELETEMBA, STEENVLIET, HEX VALLEY PEOPLES' CENTRE, VAN HUYSTEEN AVE, MUNISIPALE SPORTKLUB					
<b>10.5.1</b>	<b>DEPOSITO /DEPOSIT</b>					
	Breekskade / Damages					
<b>a</b>	Algemeen	600.00	2 000.00		2 000.00	233.33
<b>b</b>	Besighede	1 570.00	2 000.00		2 000.00	27.39
<b>c</b>	Politieke en Publieke vergaderings / Political and Public meetings	1 450.00	2 000.00		2 000.00	37.93
<b>Nota/Note</b>	<i>Deposito betaalbaar by bespreking/Deposit payable at booking</i>					
<b>10.5.2</b>	Algemeen/General	614.04	653.51	91.49	745.00	6.43
<b>10.5.3</b>	Welsyn + Jeug organisasie	188.60	201.75	28.25	230.00	6.98
<b>10.5.4</b>	Plaaslike Sportliggame	188.60	201.75	28.25	230.00	6.98
<b>10.5.5</b>	Plaaslike Kuns en Kultuur groepe	188.60	201.75	28.25	230.00	6.98
<b>10.5.6</b>	Skole	188.60	201.75	28.25	230.00	6.98
<b>10.5.7</b>	Kerklike Byeenkomste / Church Gatherings	254.39	438.60	61.40	500.00	72.41
<b>10.5.8</b>	Repetisies / Repetitions (slegs verhoog / stage only)	114.04	122.81	17.19	140.00	7.69
<b>10.5.9</b>	Repetisies / Repetitions (toeskouers / spectators)	153.51	162.28	22.72	185.00	5.71
<b>10.5.10</b>	Besighede	964.91	1 052.63	147.37	1 200.00	9.09
<b>10.5.11</b>	Politieke en Publieke vergaderings / Political and Public meetings	763.16	811.40	113.60	925.00	6.32
<b>10.5.12</b>	Verkiesings / Elections	1 140.35	1 209.91	169.39	1 379.30	6.10
<b>10.5.13</b>	Departementeel Raadsvergaderings				Free	
<b>10.6.2</b>	Gimnasium/Gymnasium					
<b>a</b>	Per dag/Per day	9.65	10.53	1.47	12.00	9.09
<b>b</b>	Per maand /Per month					
<b>b.1</b>	Kinders (Voltydse leerders en studente )	52.63	57.02	7.98	65.00	8.33
<b>b.2</b>	Volwassenes/Adults	105.26	114.04	15.96	130.00	8.33

**TARIEWE VIR DIE JAAR / TARIFFS FOR THE YEAR (Proposed)**  
**1 JULIE 2017 TOT 30 JUNIE 2018 / 1 JULY 2017 TO 30 JUNE 2018**

	BESKRYWING / DESCRIPTION	2016/2017 Exc. Vat R.cc	2017/2018 Exc. Vat R.cc	2017/2018 VAT R.cc	2017/2018 Incl. Vat R.cc	% change
<b>10.7</b>	<b>Meerdoelsentrums / Multi Purpose Centres</b> UNOBUNTU					
<b>10.7.1</b>	Saal (per geleentheid/funksie) per dag / Hall (per occasion/function) per day					
<b>a</b>	Deposito, vooruitbetaalbaar, per geleentheid / Deposit, payable in advance, per function	263.16	280.70	39.30	320.00	6.67
<b>b</b>	Kulturele en ontspannings aktiwiteite / Cultural and entertainment activities	447.37	473.68	66.32	540.00	5.88
<b>c</b>	Kapasiteitsbou en Opvoedkundige programme / Capacity building and Educational programmes	333.33	350.88	49.12	400.00	5.26
<b>d</b>	Konferensies en Seminare / Conferences and Seminars	447.37	473.68	66.32	540.00	5.88
<b>e</b>	Slegs "Wegbreek" kantoor/kamer / "Breakaway" office/room only	188.60	201.75	28.25	230.00	6.98
<b>10.7.2</b>	Kantore / Offices <i>(Tarief van toepassing op nuwe ooreenkomste gedurende finansiële jaar gesluit // Tariff applicable to new agreements entered into during the financial year)</i>					
<b>a</b>	Per vk meter per maand / Per sq meter per month		Marlet Related//Marlverwant			
<b>10.7.3</b>	Gimnasium Saal / Gymnasium Hall <i>(Tarief van toepassing op nuwe lede en hernuwing van lidmaatskap gedurende finansiële jaar // Tariff will apply to new members and renewals of existing members during the financial year)</i>					
<b>a</b>	Per dag/Per day	9.65	10.53	1.47	12.00	9.09
<b>b</b>	Per maand /Per month					
<b>b.1</b>	Kinders (Voltydse leerders en studente )	52.63	57.02	7.98	65.00	8.33
<b>b.2</b>	Volwassenes/Adults	105.26	114.04	15.96	130.00	8.33
<b>10.7.4</b>	Politieke- en Publieke vergaderings (enige saal) / Political and Public meetings (any hall)					
<b>a</b>	Deposito / Deposit	4 200.00	4 460.00		4 460.00	6.19
	Saalhuur / Rental of hall					
	Funksie / Function:					
<b>b</b>	Dag / Daytime	1 929.82	2 043.86	286.14	2 330.00	5.91
<b>c</b>	Aand / Evening	2 605.26	2 763.16	386.84	3 150.00	6.06
	Vorbereidingswerk / Preparation work					
<b>d</b>	Dag / Daytime	631.58	666.67	93.33	760.00	5.56
<b>e</b>	Aand / Evening	1 184.21	1 254.39	175.61	1 430.00	5.93
<b>10.7.5</b>	Departementeel Raadsvergaderings/Departementele verbruik				Free	
<b>Nota/Note</b>	<p>1. Geen deposito's word gevorder vir die huur van die Stadsaal deur owerheidsinstellings nie, op voorwaarde dat 'n skadeloos-stellingsooreenkoms gesluit word.</p> <p>2. Indien die besprekingsdatum van die Gemeenskapsaal of Burger-sentrum binne 30 agtereenvolgende dae vanaf die datum waarvoor die saal bespreek is verskuif, word dit hanteer op dieselfde manier as 'n kansellering van die datum.</p> <p>3. Indien 'n bespreking gekanseleer word, sal die volgende verhaal word: Kanselasie 31 dae of meer voor besprekingsdatum, 10 % van huurgeld, indien huurgeld nog nie betaal is nie, 20 % van deposito. Kanselasie 30 dae of minder voor besprekingsdatum, 60 % van huurgeld, indien huurgeld nog nie betaal is nie, volle van deposito.</p> <p>4. Raadsbesluit 655/91 gedateer 27 Augustus 1991: Dat 'n tarief per addisionele geleentheid vasgestel word ten opsigte van die gebruik op opeenvolgende geleenthede van die volgende diverse items in die Stadsaal: kombuis, kroeg, koffiekroeg, vleuelklavier, regop klavier, luidsprekers.</p>					

**TARIEWE VIR DIE JAAR / TARIFFS FOR THE YEAR (Proposed)**  
**1 JULIE 2017 TOT 30 JUNIE 2018 / 1 JULY 2017 TO 30 JUNE 2018**

	BESKRYWING / DESCRIPTION	2016/2017 Exc. Vat R.cc	2017/2018 Exc. Vat R.cc	2017/2018 VAT R.cc	2017/2018 Incl. Vat R.cc	% change
<b>10.7.6</b>	<b>Raadsaal - Touwsrivier</b>  Per geleentheid	219.30	232.46	32.54	265.00	6.00

**TARIEWE VIR DIE JAAR / TARIFFS FOR THE YEAR (Proposed)**  
**1 JULIE 2017 TOT 30 JUNIE 2018 / 1 JULY 2017 TO 30 JUNE 2018**

	BESKRYWING / DESCRIPTION	2016/2017 Exc. Vat R.cc	2017/2018 Exc. Vat R.cc	2017/2018 VAT R.cc	2017/2018 Incl. Vat R.cc	% change
<b>11</b>	<b>BEHUISING / HOUSING</b>					
<b>11.1</b>	<b>HUUR / RENTAL</b>					
	Raadseiendom/ Council Property Volgens die laaste markwaarde (Sluit in Eiendomsbelasting, Vullisverwydering en Riool) <i>(Water en Elektrisiteit uitgesluit // Water and Electricity excluded)</i>				+ 6%	
<b>11.2</b>	<b>Ander Huureenhede (Ingesl. Behuisingskemas) / Other Rental Units (Incl. Housing Schemes)</b>					
<b>a</b>	Twee-vertrek Woonstelle / Two-roomed Flats	210.53	223.68	31.32	255.00	6.25
<b>b</b>	Een Slaapkamer Huise / One Bedroom Houses	245.61	258.77	36.23	295.00	5.36
<b>c</b>	Twee Slaapkamer Huise / Two Bedroom Houses	337.72	359.65	50.35	410.00	6.49
<b>d</b>	Drie Slaapkamer Huise / Three Bedroom Houses	429.82	456.14	63.86	520.00	6.12
<b>e</b>	Meer as drie slaapkamers / More than three bedrooms <i>(Eiendomsbelasting, Riool en Vullisverwydering ingesluit// Assessment Rates, Sewerage and Refuse Removal included)</i>	657.89	701.75	98.25	800.00	6.67
<b>11.2.1</b>	<b>KORTING / REBATE</b>					
	Waar die totale huishoudelike inkomste per maand is: Where the total household revenue per month is:					
<b>a</b>	Pensionarisse/Pensioners//Ongeskik/Disabilty <i>R 0 - R 4 500 (Government pension)(Pensioners 55 years and older)</i>				100%	
<b>b</b>	Algemeen/General <i>R 0 - R 4 500</i>				100%	



**TARIEWE VIR DIE JAAR / TARIFFS FOR THE YEAR (Proposed)**  
**1 JULIE 2017 TOT 30 JUNIE 2018 / 1 JULY 2017 TO 30 JUNE 2018**

	BESKRYWING / DESCRIPTION	2016/2017 Exc. Vat R.cc	2017/2018 Exc. Vat R.cc	2017/2018 VAT R.cc	2017/2018 Incl. Vat R.cc	% change
<b>12</b>	<b>PARKE EN ONTSPANNINGSTERREINE / PARKS AND RECREATIONAL AREAS</b>					
<b>12.1</b>	<b>SPREILIGTE / SPREAD LIGHTS</b> <i>(Per aand per geleentheid // per evening per event)</i>					
<b>a</b>	Plaaslike organisasies / Local organisations Eenheidstarief / Unit tariff per 1.2.3.1					
<b>b</b>	Buite Instansies / Out-of-town Institutions	947.37	1 004.39	140.61	1 145.00	6.02
<b>12.3</b>	<b>OPSIGTER / CARETAKER</b>					
<b>a</b>	Toesig per geleentheid / Supervision per occasion	302.63	320.18	44.82	365.00	5.80
<b>Nota/Note</b>	<i>Betalings moet aan en by die Munisipaliteit gemaak word en nie aan die Opsigter nie // Payment to be made to and at the Municipality and not to the Caretaker.</i> <i>Opsigter moet normale oortyd opgawe voltooi/Caretaker to complete overtime sheet.</i> <i>Korting van 80% sal toegestaan vir Skole, Kerke Nie winsgewende organisasies en Liefdadigheidsorganisasies</i>					
<b>12.4</b>	<b>HUUR VAN SPORTFASILITEITE / RENTAL OF SPORT FACILITIES</b>					
<b>12.4.1</b>	<b>Deposito / Deposit</b> <i>(per geleentheid // per event)</i>					
	Breekskade / Damages					
<b>a</b>	Kafee / Café	670.00	710.00		710.00	5.97
<b>b</b>	Pawiljoensaal/Onthaal Lokaal	670.00	710.00		710.00	5.97
	Opruiming / Clearing					
<b>c</b>	Kafee / Café	610.00	645.00		645.00	5.74
<b>d</b>	Velde / Fields	1 800.00	1 910.00		1 910.00	6.11
<b>e</b>	Pawiljoensaal/Onthaal saal	65.00	70.00		70.00	7.69
<b>12.4.2</b>	<b>Huurgeld / Rental fee</b> <i>(per geleentheid // per event)</i>					
<b>12.4.2.1</b>	<b>Bolandpark</b>					
<b>a</b>	Algemeen / General	1 105.26	1 171.05	163.95	1 335.00	5.95
<b>b</b>	Atletiek / Athletics - <i>met apparaat</i>	1 657.89	1 758.77	246.23	2 005.00	6.08
<b>c</b>	Atletiek / Athletics - <i>sonder apparaat</i>	1 105.26	1 171.05	163.95	1 335.00	5.95
<b>d</b>	Krieket / Cricket	885.96	938.60	131.40	1 070.00	5.94
<b>f</b>	Netbal / Netball	333.33	355.26	49.74	405.00	6.58
<b>g</b>	Rugby	1 328.95	1 412.28	197.72	1 610.00	6.27
<b>h</b>	Sokker / Soccer	552.63	587.72	82.28	670.00	6.35
<b>i</b>	Pawiljoensaal / Pavillion hall	280.70	298.25	41.75	340.00	6.25
<b>j</b>	Krieketklubhuis	280.70	298.25	41.75	340.00	6.25
<b>Nota/Note</b>	<i>Pawiljoensaal, krieketklubhuis ingesluit by seisoengelde (12.5)</i> <i>Korting van 50% vir Kerke, nie-winsgewende organisasie en Liefdadigheidsorganisasies vir algemene gebruik</i>					

**TARIEWE VIR DIE JAAR / TARIFFS FOR THE YEAR (Proposed)**  
**1 JULIE 2017 TOT 30 JUNIE 2018 / 1 JULY 2017 TO 30 JUNE 2018**

	BESKRYWING / DESCRIPTION	2016/2017 Exc. Vat R.cc	2017/2018 Exc. Vat R.cc	2017/2018 VAT R.cc	2017/2018 Incl. Vat R.cc	% change
<b>12.4.2.2</b>	<b>Alle ander Sport Stadions / All other Sport Stadiums</b>					
<b>a</b>	Algemeen / General	1 105.26	1 171.05	163.95	1 335.00	5.95
<b>d</b>	Krieket / Cricket	885.96	938.60	131.40	1 070.00	5.94
<b>f</b>	Netbal / Netball	333.33	355.26	49.74	405.00	6.58
<b>g</b>	Rugby	1 105.26	1 171.05	163.95	1 335.00	5.95
<b>h</b>	Sokker / Soccer	552.63	587.72	82.28	670.00	6.35
<b>i</b>	Pawiljoensaal / Pavillion hall	280.70	298.25	41.75	340.00	6.25
<b>k</b>	Tennisklubhuis (Esselenpark)	280.70	298.25	41.75	340.00	6.25
<b>Nota/Note</b>	<i>Pawiljoensaal, tennisklubhuis ingesluit by seisoengelde (12.5)</i> Korting van 50% vir Kerke, Nie-winsgewende en Liefdadigheidsorganisasies vir algemene gebruik					
<b>12.5</b>	<b>SEASON FEES</b>					
<b>12.5.1</b>	<b>RUGBY (February to October)</b>					
<b>12.5.1.1</b>	<b>Bolandpark</b>					
	DEPOSITS					
<b>a</b>	Breëskade/Damages/Opruiming/Cleaning	1 700.00	1 800.00		1 800.00	5.88
<b>b</b>	HUURGELD / RENTAL FEE	4 429.82	4 700.00	658.00	5 358.00	6.10
<b>12.5.1.2</b>	<b>Esselenpark</b>					
	DEPOSITS					
<b>a</b>	Breëskade/Damages/Opruiming/Cleaning	1 700.00	1 800.00		1 800.00	5.88
<b>b</b>	HUURGELD / RENTAL FEE	4 105.26	4 355.26	609.74	4 965.00	6.09
<b>12.5.1.3</b>	<b>Alle ander sport stadions</b>					
	DEPOSITS					
<b>a</b>	Breëskade/Damages/Opruiming/Cleaning	1 700.00	1 800.00		1 800.00	5.88
<b>b</b>	HUURGELD / RENTAL FEE	1 377.19	1 460.53	204.47	1 665.00	6.05
<b>Nota/Note</b>	<i>Rugbyklubs wat nie seisoen tarief betaal nie, is tarief 12.4 van toepassing</i>					
<b>12.5.2</b>	<b>SOCCER (January to December)</b>					
<b>12.5.2.1</b>	<b>Zwelethemba</b>					
	DEPOSITS					
<b>a</b>	Breëskade/Damages/Opruiming/Cleaning	1 700.00	1 800.00		1 800.00	5.88
<b>b</b>	HUURGELD / RENTAL FEE	2 210.53	2 346.49	328.51	2 675.00	6.15
<b>12.5.2.2</b>	<b>Esselenpark</b>					
	DEPOSITS					
<b>a</b>	Breëskade/Damages/Opruiming/Cleaning	1 700.00	1 800.00		1 800.00	5.88
<b>b</b>	HUURGELD / RENTAL FEE	2 210.53	2 346.49	328.51	2 675.00	6.15
<b>12.5.2.3</b>	<b>Alle ander sport stadions</b>					
	DEPOSITS					
<b>a</b>	Breëskade/Damages/Opruiming/Cleaning	1 700.00	1 800.00		1 800.00	5.88
<b>b</b>	HUURGELD / RENTAL FEE	1 666.67	1 767.54	247.46	2 015.00	6.05
<b>Nota/Note</b>	<i>Sokkerklubs wat nie seisoengelde betaal nie, is tarief 12.4 van toepassing</i>					
<b>12.5.3</b>	<b>CRICKET (October to March)</b>					
<b>12.5.3.1</b>	<b>Alle sport stadions</b>					
	DEPOSITS					
<b>a</b>	Breëskade/Damages/Opruiming/Cleaning	1 700.00	1 800.00		1 800.00	5.88
<b>b</b>	HUURGELD / RENTAL FEE	2 210.53	2 346.49	328.51	2 675.00	6.15
<b>Nota/Note</b>	<i>Krieketklubs nie seisoengelde betaal nie, is tarief 12.4 van toepassing</i>					

**TARIEWE VIR DIE JAAR / TARIFFS FOR THE YEAR (Proposed)**  
**1 JULIE 2017 TOT 30 JUNIE 2018 / 1 JULY 2017 TO 30 JUNE 2018**

	BESKRYWING / DESCRIPTION	2016/2017 Exc. Vat R.cc	2017/2018 Exc. Vat R.cc	2017/2018 VAT R.cc	2017/2018 Incl. Vat R.cc	% change
<b>12.5.4</b>	<b>POOL</b>					
<b>a</b>	Volgens markwaarde (Sluit in Eiendomsbelasting, Vullisverwydering en Riool) (Water en Elektrisiteit uitgesluit // Water and Electricity excluded)					
<b>12.5.5</b>	<b>SKOLE/SCHOOLS ( July - June)</b>					
	Rugby, Cricket, Soccer, Netball					
	DEPOSITS					
<b>a</b>	Breëkskade/Damages/Opruiming/Cleaning	1 700.00	1 800.00		1 800.00	5.88
<b>b</b>	HUURGELD / RENTAL FEE	1 377.19	1 461.20	204.57	1 665.77	6.10
<b>c</b>	Opsigtersfooi per wedstryd (NAWEKE/OPENBARE VAKANSIE DAE)	315.79	333.33	46.67	380.00	5.56
<b>Nota/Note</b>	No caretaker fees during weekdays					
<b>12.5.6</b>	<b>SKOLE - PER GELEENTHEID</b>					
<b>12.5.6.1</b>	<b>Rugby</b>					
<b>12.5.6.1.1.</b>	<b>Bolandpark</b>					
	DEPOSITS					
<b>a</b>	Breëkskade/Damages/Opruiming/Cleaning	975.00	1 035.00		1 035.00	6.15
<b>b</b>	HUURGELD / RENTAL FEE (WEEKSDAE)	105.26	114.04	15.96	130.00	8.33
<b>c</b>	HUURGELD / RENTAL FEE(NAWEKE/OPENBARE VAKANSIE DAE)	241.23	258.77	36.23	295.00	7.27
<b>d</b>	Opsigtersfooi per wedstryd (NAWEKE/OPENBARE VAKANSIE DAE)	315.79	333.33	46.67	380.00	5.56
<b>12.5.6.1.2</b>	<b>Alle ander sport stadiums</b>					
	DEPOSITS					
<b>a</b>	Breëkskade/Damages/Opruiming/Cleaning	975.00	1 035.00		1 035.00	6.15
<b>b</b>	HUURGELD / RENTAL FEE (WEEKSDAE)	78.95	83.33	11.67	95.00	5.56
<b>c</b>	HUURGELD / RENTAL FEE(NAWEKE/OPENBARE VAKANSIE DAE)	201.75	214.91	30.09	245.00	6.52
<b>d</b>	Opsigtersfooi per wedstryd (NAWEKE/OPENBARE VAKANSIE DAE)	315.79	333.33	46.67	380.00	5.56
<b>12.5.6.2</b>	<b>Soccer</b>					
	Alle sport stadiums					
	DEPOSITS					
<b>a</b>	Breëkskade/Damages/Opruiming/Cleaning	975.00	1 035.00		1 035.00	6.15
<b>b</b>	HUURGELD / RENTAL FEE (WEEKSDAE)	78.95	83.33	11.67	95.00	5.56
<b>c</b>	HUURGELD / RENTAL FEE(NAWEKE/OPENBARE VAKANSIE DAE)	223.68	236.84	33.16	270.00	5.88
<b>d</b>	Opsigtersfooi per wedstryd (NAWEKE/OPENBARE VAKANSIE DAE)	315.79	333.33	46.67	380.00	5.56
<b>12.5.6.3</b>	<b>Cricket</b>					
	Alle sport stadiums					
	DEPOSITS					
<b>a</b>	Breëkskade/Damages/Opruiming/Cleaning	975.00	1 035.00		1 035.00	6.15
<b>b</b>	HUURGELD / RENTAL FEE (WEEKSDAE)	105.26	114.04	15.96	130.00	8.33
<b>c</b>	HUURGELD / RENTAL FEE(NAWEKE/OPENBARE VAKANSIE DAE)	223.68	236.84	33.16	270.00	5.88
<b>d</b>	Opsigtersfooi per wedstryd (NAWEKE/OPENBARE VAKANSIE DAE)	315.79	333.33	46.67	380.00	5.56
<b>Nota/Note</b>	Skole het keuse tussen tarief 12.5.5 of 12.5.6					
<b>12.5.7</b>	<b>NETBALL (Season fees)</b>					
	<b>All Stadiums</b>					
<b>a</b>	DEPOSIT	640.00	680.00		680.00	6.25
<b>b</b>	HUURGELS/ RENTAL FEE					
<b>b1</b>	Affiliated Clubs	447.37	473.68	66.32	480.00	5.88
<b>b2</b>	Non affiliated clubs/ Organisation	578.95	614.04	85.96	620.00	6.06
<b>12.5.8</b>	<b>TENNIS (Season fees)</b>					
	<b>All Stadiums</b>					
<b>a</b>	DEPOSIT	530.00	560.00		560.00	5.66
<b>b</b>	HUURGELS/ RENTAL FEE	710.53	754.39	105.61	760.00	6.17
<b>c</b>	Per day	140.35	149.12	20.88	150.00	6.25
<b>d</b>	Practices per day	83.33	87.72	12.28	90.00	5.26

**TARIEWE VIR DIE JAAR / TARIFFS FOR THE YEAR (Proposed)**  
**1 JULIE 2017 TOT 30 JUNIE 2018 / 1 JULY 2017 TO 30 JUNE 2018**

	BESKRYWING / DESCRIPTION	2016/2017 Exc. Vat R.cc	2017/2018 Exc. Vat R.cc	2017/2018 VAT R.cc	2017/2018 Incl. Vat R.cc	% change
<b>13</b>	<b>SWEMBADDENS / SWIMMING POOLS</b>					
<b>13.1</b>	<b>DE LA BATWEG / GREYSTRAAT / TOUWSRIVIER</b>					
<b>13.1.1</b>	<b>Toegangskartjies / Entrance tickets</b>					
<b>a</b>	Kinders (Voltydse leerders en studente / Children , fulltime learners and students <i>(Per persoon. Studentekaart moet getoon word // Per person. Student card must be presented)</i>	6.14	6.58	0.92	7.50	7.14
<b>b</b>	Volwassenes/Adults	9.65	10.53	1.47	12.00	9.09
<b>c</b>	Skoolgroepe (minimum 20) per uur of gedeelte van 'n uur	57.02	61.40	8.60	70.00	7.69
<b>Nota/Note</b>	<i>Special sessions ( Educational programmes- water safety, learn to swim) Sluit nie lyne in /Do not include lines</i>					
<b>13.1.2</b>	<b>Seisoenkartjies</b>					
<b>a</b>	Per persoon	232.46	254.39	35.61	290.00	9.43
<b>b</b>	Skoolkinders/pensionarisse	122.81	131.58	18.42	150.00	7.14
<b>Nota/Note</b>	<i>Uitgesluit Naweke &amp; openbare vakansiedae</i>					
<b>13.1.3.</b>	<b>Lyne/Lines</b>					
	Per lyn per uur/Per line per hour <i>(06h00 - 07h00 // 18h00 - 20h00) Monday to Friday - Weekends//Public holidays excluded</i>	74.56	78.95	11.05	90.00	5.88
<b>Nota/Note</b>						
<b>13.1.4</b>	<b>Instellings nie op wins bejag (naweke, openbare vakansiedae en skoolvakansies uitgesluit)</b>					
<b>a</b>	Voldag	596.49	631.58	88.42	720.00	5.88
<b>b</b>	Halfdag (tot 13h00 of vanaf 14h00)	421.05	447.37	62.63	510.00	6.25
<b>Nota/Note</b>	<i>Ingesluit swemgalas</i>					
<b>13.1.5</b>	<b>Buitensure per uur</b>	307.02	328.95	46.05	375.00	7.14
<b>13.1.6</b>	<b>Advertising Agencies// Film shoots//Businesses//Special events</b>					
<b>a</b>	Per Dag/Per Day	5 263.16	5 701.75	798.25	6 500.00	8.33
<b>b</b>	Per Uur/Per Hour	877.19	964.91	135.09	1 100.00	10.00

**TARIEWE VIR DIE JAAR / TARIFFS FOR THE YEAR (Proposed)**  
**1 JULIE 2017 TOT 30 JUNIE 2018 / 1 JULY 2017 TO 30 JUNE 2018**

	BESKRYWING / DESCRIPTION	2016/2017 Exc. Vat R.cc	2017/2018 Exc. Vat R.cc	2017/2018 VAT R.cc	2017/2018 Incl. Vat R.cc	% change
<b>14</b>	<b>VAKANSIE-OORDE HOLIDAY RESORTS</b>					
<b>14.1</b>	<b>Deposito</b>					
<b>a</b>	Nekkies Vakansieoord / Holiday resort	400.00	500.00		500.00	25.00
<b>b</b>	Meer Chalets	400.00	500.00		500.00	25.00
<b>c</b>	Kleinplasiae					
<b>c1</b>	Chalets	400.00	<b>Scrap</b>			
<b>c2</b>	Pietman Hugo saal	1 600.00	<b>Scrap</b>			
<b>c3</b>	Nyerheids saal	1 600.00	<b>Scrap</b>			
<b>c4</b>	Presidents saal	500.00	<b>Scrap</b>			
<b>14.2</b>	<b>NEKKIES Vakansieoord / Holiday resort</b>					
<b>14.2.1</b>	<b>DAGBESOEKERS / DAY VISITORS</b>					
	<i>(Tye is tussen // Times are between:- 08h00 en 19h00)</i>					
<b>14.2.1.1</b>	<b>Laag Seisoen / Low Season</b>					
<b>a</b>	Voertuie elk / Vehicles each	14.91	17.54	2.46	20.00	17.65
<b>b</b>	Volwassenes per persoon / Adults per person	14.91	17.54	2.46	20.00	17.65
<b>c</b>	Kinders onder 6 jaar per kind / Children under 6 years per child	9.65	8.77	1.23	10.00	-9.09
<b>14.2.1.2</b>	<b>Hoog Seisoen / High season</b>					
<b>a</b>	Voertuie elk / Vehicles each	15.79	17.54	2.46	20.00	11.11
<b>b</b>	Volwassenes per persoon / Adults per person	15.79	17.54	2.46	20.00	11.11
<b>c</b>	Kinders onder 6 jaar per kind / Children under 6 years per child	9.65	8.77	1.23	10.00	-9.09
<b>14.2.2</b>	<b>OORNAG AKKOMODASIE / OVERNIGHT ACCOMODATION</b>					
	<b>Laag Seisoen / Low Season</b>					
<b>14.2.2.1</b>	<b>4 Bed chalets</b>					
<b>a</b>	Per chalet per nag (tot 4 persone) / Per chalet per night (up to 4 persons)	342.11	350.88	49.12	400.00	2.56
<b>b</b>	Monthly Fee per chalet - up to 4 Persons	8 552.63	8 771.93	1 228.07	10 000.00	2.56
<b>c</b>	BVM EMPLOYEES REBATE (Minus 25% of tariff 14.2.2.1)					
<b>14.2.2.2</b>	<b>Tent chalets</b>					
	Per chalet per nag (maksimum 4 persone)					
<b>a</b>	Per chalet per night (maximum 4 persons)	157.89	175.44	24.56	200.00	11.11
<b>b.</b>	Additional persons / Per Person	35.09	43.86	6.14	50.00	25.00
<b>c</b>	Monthly Fee per chalet - up to 4 Persons	5 780.70	5 263.16	736.84	6 000.00	-8.95
<b>14.2.2.3</b>	<b>Karavane en tente / Caravans and tents</b>					
	Met kragpunt / With power point					
<b>a</b>	Per perseel per nag (tot 4 persone) / Per stand per night (up to 4 persons)	149.12	157.89	22.11	180.00	5.88
<b>b</b>	Addisioneel per persoon per nag. Additional per person per night.	39.47	43.86	6.14	50.00	11.11
	Sonder kragpunt / Without power point					
<b>c</b>	Per perseel per nag (tot 4 persone) / Per stand per night (up to 4 persons)	140.35	140.35	19.65	160.00	0.00
<b>d</b>	Addisioneel per persoon per nag. Additional per person per night.	30.70	35.09	4.91	40.00	14.29
<b>e</b>	Monthly Fee per plot - up to 6 Persons	3 947.37	3 508.77	491.23	4 000.00	-11.11
	<b>Hoog Seisoen / High Season</b>					
<b>14.2.2.4</b>	<b>4 Bed chalets</b>					
<b>a</b>	Per chalet per nag (tot 4 persone) / Per chalet per night (up to 4 persons)	377.19	394.74	55.26	450.00	4.65
<b>b.</b>	Monthly Fee per chalets - up to 4 Persons	9 473.68	9 649.12	1 350.88	11 000.00	1.85

**TARIEWE VIR DIE JAAR / TARIFFS FOR THE YEAR (Proposed)**  
**1 JULIE 2017 TOT 30 JUNIE 2018 / 1 JULY 2017 TO 30 JUNE 2018**

	BESKRYWING / DESCRIPTION	2016/2017 Exc. Vat R.cc	2017/2018 Exc. Vat R.cc	2017/2018 VAT R.cc	2017/2018 Incl. Vat R.cc	% change
<b>14.2.2.5</b>	<b>Tent chalets</b>					
<b>a</b>	Per chalet per nag (maksimum 4 persone) Per chalet per night (maximum 4 persons)	219.30	236.84	33.16	270.00	8.00
<b>b.</b>	Addisioneel per persoon per nag Additional per person per night: Maximum 2 persons	48.25	52.63	7.37	60.00	9.09
<b>c</b>	Monthly Fee per chalets - up to 6 Persons	5 789.47	5 701.75	798.25	6 500.00	-1.52
<b>14.2.2.6</b>	<b>Karavane en tente / Caravans and tents</b>					
	Met kragpunt / With power point					
<b>a</b>	Per perseel per nag (tot 4 persone) / Per stand per night (up to 4 persons)	175.44	192.98	27.02	220.00	10.00
<b>b</b>	Addisioneel per persoon per nag: Additional per person per night:	39.47	0.00	0.00	0.00	-100.00
	Sonder kragpunt / Without power point					
<b>c</b>	Per perseel per nag (tot 4 persone) / Per stand per night (up to 4 persons)	149.12	166.67	23.33	190.00	11.76
<b>d</b>	Addisioneel per persoon per nag: Additional per person per night:	30.70	35.09	4.91	40.00	14.29
<b>e</b>	Monthly Fee per plot - up to 6 Persons	4 622.81	4 824.56	675.44	5 500.00	4.36
<b>14.3</b>	<b>MEER Chalets, Konferensiesentrum en Lapa / MEER Chalets, Conference centre and Lapa</b>					
<b>14.3.1</b>	<b>OORNAG AKKOMODASIE / OVERNIGHT ACCOMODATION</b>					
	<b>Laag Seisoen / Low Season</b>					
<b>14.3.1.1</b>	<b>Meer chalets</b>					
<b>a</b>	Per chalet per nag (tot 2 persone) / Per chalet per night (up to 2 persons)	421.05	438.60	61.40	500.00	4.17
<b>b</b>	Per chalet per nag (tot 2 persone) / Pensioner rebate % (older than 60)				25.00%	
<b>c</b>	Per chalet per nag (tot 4 persone) / Per chalet per night (up to 4 persons)	535.09	561.40	78.60	640.00	4.92
<b>d</b>	Addisioneel per persoon per nag: Maksimum 2 persone / Additional per person per night: Maximum 2 persons Groep bespreking / Group booking: 7 - 12 chalets Less: 12% if booking is made for 10 or more people.	52.63	52.63	7.37	60.00	0.00
<b>k</b>	Monthly Fee per chalet - up to 6 People	8 771.93	9 649.12	1 350.88	11 000.00	10.00
<b>l</b>	<b>BVM EMPLOYEES REBATE</b> (Minus 25% of tariff 14.3.1.1)					
<b>Nota/Note</b>	Excluding weekends with a public holiday on the Friday or Monday					
	<b>Hoog Seisoen</b>					
<b>14.3.1.2</b>	<b>Meer chalets</b>					
<b>a</b>	Per chalet per nag (tot 2 persone) / Per chalet per night (up to 2 persons)	517.54	526.32	73.68	600.00	1.69
<b>b</b>	Per chalet per nag (tot 2 persone) / Pensioner rebate % (older than 60)				10.00%	
<b>c</b>	Per chalet per nag (tot 4 persone) / Per chalet per night (up to 4 persons)	649.12	666.67	93.33	760.00	2.70
<b>d</b>	Addisioneel per persoon per nag: Maksimum 2 persone / Additional per person per night: Maximum 2 persons Groep bespreking / Group booking: 7 - 12 chalets per chalet	65.79	105.26	14.74	120.00	60.00
<b>k</b>	Monthly Fee per chalet	13 157.89	14 912.28	2 087.72	17 000.00	13.33

**TARIEWE VIR DIE JAAR / TARIFFS FOR THE YEAR (Proposed)**  
**1 JULIE 2017 TOT 30 JUNIE 2018 / 1 JULY 2017 TO 30 JUNE 2018**

	BESKRYWING / DESCRIPTION	2016/2017 Exc. Vat R.cc	2017/2018 Exc. Vat R.cc	2017/2018 VAT R.cc	2017/2018 Incl. Vat R.cc	% change
<b>14.4</b>	<b>KONFERENSIE SENTRUM / CONFERENCE CENTRE</b>					
<b>a</b>	Tot en met 100 persone	1 157.89	1 228.07	171.93	1 400.00	6.06
<b>b</b>	Departementeel Werkswinkels/Raadsvergaderings/Vergaderings	438.60	570.18	79.82	650.00	30.00
<b>14.5</b>	<b>LAPA</b>					
<b>a</b>	Tot en met 100 persone	1 157.89	1 228.07	171.93	1 400.00	6.06
<b>b</b>	Departementeel Werkswinkels/Raadsvergaderings/Vergaderings	526.32	614.04	85.96	700.00	16.67
<b>14.5.1</b>	<b>DEPOSITO</b>					
	Beskadigings deposito	700.00	1 000.00		1 000.00	42.86
<b>Nota/Note</b>	<b>Hoog seisoen:</b> 1. Skoolvakansies, insluitende Paasvakansie, langnaweke // School holidays, including Easter Holiday, and long weekends					
<b>Nota/Note</b>	<b>Laag seisoen:</b> 1. Uitgeluit skoolvakansies, Paasvakansie, publieke vakansie dae en langnaweke// Excluding school holidays, Easter Holiday, public holidays and long weekends					
<b>Nota/Note</b>	Akkomodasie is beskikbaar vanaf 14h00 op die dag van aankoms tot 14h00 op die dag van vertrek // Accommodation is available from 14h00 of the day of arrival to 14h00 of the day of departure.					
<b>Nota/Note</b>	Die aantal persone per chalet sal streng gekontroleer word // The number of persons per chalet will be strictly controlled.					
<b>Nota/Note</b>	Ongelukkig word geen of troeteldiere in die oord of chalets toegelaat nie // Regrettably no animals are allowed in the resort or the chalets.					
<b>14.6</b>	<b>KLEINPLASIE</b>					
<b>a</b>	Chalets				Scrap	
<b>b</b>	Pietman Hugo saal				Scrap	
<b>c</b>	Nyerheids saal				Scrap	
<b>d</b>	Presidents saal				Scrap	

**PS. Minimum 2 nights stay over weekends required; a further minimum may apply to certain holidays.**  
**Check-in is after 2pm, departure by 10am. No pets allowed. No loud music at all times. No noise after 11pm.**  
**The number of persons per chalet will be strictly controlled. Day visitors and visitors will not be allowed in the resort.**  
**Please leave the unit in a similar condition as you have found it. An extra cleaning fee will be levied for units left in a dirty state.**  
**Keep the unit neat at all times.**

**Please note:**

**Cancellation 1 month prior to arrival, 20% of the deposit is withheld.**  
**Cancellation 2 weeks prior to arrival, 60% of the deposit is withheld.**  
**NO REFUND ON 7 DAYS OR LESS.**

**Credit card Facilities are available. Minimum R100 expenditure**

**BY MAKING A PAYMENT YOU ARE ACCEPTING THE CONDITIONS AND CANCELLATION POLICY OF THE BREEDE VALLEY MUNICIPALITY. PATRONS ARE EXPECTED TO ABIDE BY THE RULES AND REGULATIONS OF THE RESORT.**

**TARIEWE VIR DIE JAAR / TARIFFS FOR THE YEAR (Proposed)**  
**1 JULIE 2017 TOT 30 JUNIE 2018 / 1 JULY 2017 TO 30 JUNE 2018**

	BESKRYWING / DESCRIPTION	2016/2017 Exc. Vat R.cc	2017/2018 Exc. Vat R.cc	2017/2018 VAT R.cc	2017/2018 Incl. Vat R.cc	% change
<b>15</b>	<b>MISCELLANEOUS</b>					
<b>15.1</b>	<b>ADMINISTRASIEKOSTE / ADMINISTRATION FEE</b>					
<b>a</b>	Verkoop van erwe / Selling of stands	315.79	337.72	47.28	385.00	6.94
<b>b</b>	Beneficiaries of Indigent subsidy and tenant of scheme housing				Free	
<b>c</b>	Terugneem van erwe / Stands returned: Persentasie van Verkoopsprys / Percentage of selling price				5.00%	
<b>15.2</b>	<b>FOTOSTATE / PHOTOCOPIES</b>					
<b>a</b>	A4 - Papier / Paper (een kant / one side)	5.57	5.92	0.83	6.75	6.30
<b>b</b>	A4 - Papier / Paper (beide kante / both sides)	9.30	9.91	1.39	11.30	6.60
<b>c</b>	A3 - Papier / Paper (per kant / side)	11.14	11.84	1.66	13.50	6.30
<b>15.3</b>	<b>FAKSIMILEE / FAXIMILEE</b>					
<b>a</b>	Stuur per bladsy / Send per page	24.21	25.70	3.60	29.30	6.16
<b>b</b>	Ontvang per bladsy / Receive per page	21.40	22.72	3.18	25.90	6.15
<b>15.4</b>	<b>PLAKKATE/POSTERS</b>					
<b>15.4.1</b>	Deposito/Deposit					
<b>a</b>	Political party	2 000.00	2 150.00		2 150.00	7.50
<b>b</b>	Non Profit organisations	500.00	1 000.00		1 000.00	100.00
<b>c</b>	Organisations for profit	2 000.00	2 150.00		2 150.00	7.50
<b>d</b>	Government and Chapter 9 Institutions (IEC,etc)	Free	Free		Free	
<b>Nota/Note</b>	<i>Return of deposit is subject to:</i> 1. Any damage to council property being deducted first; 2. The posters being removed on or before the due date;					
<b>15.4.2</b>	Koste/ Fee					
<b>a</b>	Political party	877.19	929.82	130.18	1 060.00	6.00
<b>b</b>	Non Profit organisations	175.44	184.21	25.79	210.00	5.00
<b>c</b>	Organisations for profit	877.19	929.82	130.18	1 060.00	6.00
<b>d</b>	Government and Chapter 9 Institutions (IEC,etc)	Free	Free		Free	
<b>Nota/Note</b>	<i>The fee is subject to:</i> 1. A maximum of 50 posters per application; and 2. Additional posters @ R50.00 per poster.					
<b>15.5</b>	<b>SKUT TARIEWE / POUND FEES</b>					
<b>15.5.1</b>	Vergoeding/Compensation					
<b>a</b>	Vir al die diere wat na die skut gebring word, hetsy een of meer, per kilometer of 'n gedeelte van 'n kilometer / For all animals delivered to the pound, whether one or more, per kilometre or portion of a kilometre:	27.37	29.04	4.07	33.10	6.10
<b>b</b>	met 'n minimum	242.11	257.02	35.98	293.00	6.16
<b>15.5.2</b>	Skutgelde/Pounding fees					
<b>a</b>	Perde, beeste, volstruise en varke elk / Horses, cattle, ostriches and pigs each	412.28	438.60	61.40	500.00	6.38
<b>b</b>	Bokke, donkies en skape elk / Goats, donkeys and sheep each	206.14	219.30	30.70	250.00	6.38



**TARIEWE VIR DIE JAAR / TARIFFS FOR THE YEAR (Proposed)**  
**1 JULIE 2017 TOT 30 JUNIE 2018 / 1 JULY 2017 TO 30 JUNE 2018**

	BESKRYWING / DESCRIPTION	2016/2017 Exc. Vat R.cc	2017/2018 Exc. Vat R.cc	2017/2018 VAT R.cc	2017/2018 Incl. Vat R.cc	% change
<b>15.5.3</b>	Onderhoudsgelde/Sustenance Fees					
<b>a</b>	Alle diere per dag tot met verskyning van advertensie / All animals per day until appearance of advertisement	43.86	46.49	6.51	53.00	6.00
<b>b</b>	Vanaf dag van verskyning van advertensie / From day of appearance of advertisement ( <i>elk per dag // each per day</i> )					
<b>b.1</b>	Perde, beeste, donkies en varke / Horses, cattle, donkeys and pigs	210.53	223.68	31.32	255.00	6.25
<b>b.2</b>	Bokke en skape / Goats and sheep	153.51	162.28	22.72	185.00	5.71
<b>b.3</b>	Volstruise per stuk per dag / Ostriches per unit per day	114.04	121.05	16.95	138.00	6.15
<b>15.5.4</b>	Afsonderlike skutting/Seperately impounded ( <i>elk per dag // each per day</i> )					
<b>a</b>	Hings / Stallion	745.61	789.47	110.53	900.00	5.88
<b>b</b>	Volstruis / Ostrich	210.53	223.68	31.32	255.00	6.25
<b>c</b>	Bul / Bull	912.28	969.30	135.70	1 105.00	6.25
<b>d</b>	Varkbeer / Pig boar	548.25	583.33	81.67	665.00	6.40
<b>e</b>	Enige ander dier / Any other animal	315.79	333.33	46.67	380.00	5.56
<b>15.5.5</b>	Betreding/Oortreding ( <i>elk per dag // each per day</i> )					
<b>a</b>	Beboude grond / Cultivated Land					
<b>a.1</b>	Perde, beeste, volstruise, donkies en varke / Horses, cattle, ostriches, donkeys and pigs	464.91	495.61	69.39	565.00	6.60
<b>a.2</b>	Bokke en skape / Goats and sheep	241.23	254.39	35.61	290.00	5.45
<b>b</b>	Onbeboude grond / Uncultivated Land					
<b>b.1</b>	Perde, beeste, volstruise, donkies en varke / Horses, cattle, ostriches, donkeys and pigs	372.81	394.74	55.26	450.00	5.88
<b>b.2</b>	Bokke en skape / Goats and sheep	188.60	200.00	28.00	228.00	6.05
<b>Nota/Note</b>	<i>Die boete(s) is betaalbaar deur die eienaar van die diere/voëls // The penalties are payable by the owner of the animals/birds</i>					
<b>15.6</b>	<b>BEGRAWWE VAN DIERE OP DIE MEENT / BURIAL OF ANIMALS ON COMMONAGE</b>					
<b>a</b>	Kleiner diere / Smaller animals	276.32	293.86	41.14	335.00	6.35
<b>b</b>	Groot vee / Bigger animals	631.58	666.67	93.33	760.00	5.56
<b>15.7</b>	<b>MOTORINGANGE</b>					
<b>a</b>	Afstand tot / Distance to:- 1 meter	833.33	877.19	122.81	1 000.00	5.26
<b>b</b>	>1 - 2 meter	1 622.81	1 719.30	240.70	1 960.00	5.95
<b>c</b>	>2 - 3 meter	2 368.42	2 508.77	351.23	2 860.00	5.93
<b>d</b>	>3 - 4 meter	3 070.18	3 245.61	454.39	3 700.00	5.71
<b>e</b>	>4 meter (per meter)	701.75	745.61	104.39	850.00	6.25
<b>f</b>	Minimum	<b>Scrap</b>	<b>Scrap</b>			
<b>15.8</b>	<b>MOTORBRUGGIES</b>					
<b>a</b>	Afstand tot / Distance to:- 1,2 meter	1 052.63	1 114.04	155.96	1 270.00	5.83
<b>b</b>	>1,2 - 2,4 meter	2 061.40	2 192.98	307.02	2 500.00	6.38
<b>c</b>	>2,4 - 3,6 meter	3 026.32	3 201.75	448.25	3 650.00	5.80
<b>d</b>	>3,6 - 4,8 meter	3 947.37	4 210.53	589.47	4 800.00	6.67
<b>e</b>	>4,8 meter (per meter)	877.19	877.19	122.81	1 000.00	0.00
<b>f</b>	Minimum	<b>Scrap</b>	<b>Scrap</b>			

**TARIEWE VIR DIE JAAR / TARIFFS FOR THE YEAR (Proposed)**  
**1 JULIE 2017 TOT 30 JUNIE 2018 / 1 JULY 2017 TO 30 JUNE 2018**

	BESKRYWING / DESCRIPTION	2016/2017 Exc. Vat R.cc	2017/2018 Exc. Vat R.cc	2017/2018 VAT R.cc	2017/2018 Incl. Vat R.cc	% change
<b>15.9</b>	<b>PES BESTRYDING / PEST CONTROL</b>					
	Bespuiting van woonhuise / Spraying of dwellings:					
<b>a</b>	Nie meer as 2 slaapkamers / Not more than 2 bedrooms	135.96	144.74	20.26	165.00	6.45
<b>b</b>	Drie slaapkamers / Three bedrooms	219.30	232.46	32.54	265.00	6.00
<b>c</b>	Meer as 3 slaapkamers / More than 3 bedrooms	307.02	324.56	45.44	370.00	5.71
<b>15.10</b>	<b>WEIDING / GRAZING</b>					
<b>a</b>	Rioollande per dier per week / Sewer land per animal per week	12.28	13.16	1.84	15.00	7.14
<b>15.11</b>	<b>OORSKRYDING / ENCROACHMENT</b>					
	<i>Gardening and/or security purposes per annum</i>					
<b>a</b>	< 100m <sup>2</sup>	350.88	372.81	52.19	425.00	6.25
<b>b</b>	>100 m <sup>2</sup> <200m <sup>2</sup>	706.14	750.00	105.00	855.00	6.21
<b>c</b>	>200 m <sup>2</sup> <300m <sup>2</sup>	1 061.40	1 127.19	157.81	1 285.00	6.20
<b>d</b>	>300 m <sup>2</sup> <400m <sup>2</sup>	1 412.28	1 500.00	210.00	1 710.00	6.21
<b>e</b>	>400 m <sup>2</sup> <500m <sup>2</sup>	1 767.54	1 877.19	262.81	2 140.00	6.20
<b>f</b>	>500 m <sup>2</sup>	2 122.81	2 254.39	315.61	2 570.00	6.20
<b>15.12</b>	<b>Skoonmaak van erwe</b>				Cost + 10%	
<b>15.13</b>	<b>TARIFFS NOT CONTAINED IN THE APPROVED TARIFF LIST MAY BE DETERMINED BY THE RELEVANT DIRECTOR IN CONJUNCTION WITH THE MUNICIPAL MANAGER</b>					

**TARIEWE VIR DIE JAAR / TARIFFS FOR THE YEAR (Proposed)**  
**1 JULIE 2017 TOT 30 JUNIE 2018 / 1 JULY 2017 TO 30 JUNE 2018**

	BESKRYWING / DESCRIPTION	2016/2017 Exc. Vat R.cc	2017/2018 Exc. Vat R.cc	2017/2018 VAT R.cc	2017/2018 Incl. Vat R.cc	% change
<b>16</b>	<b>BOUBEHEER / BUILDING CONTROL</b>					
<b>16.1</b>	<b>DEPOSITO / DEPOSIT</b>					
<b>a</b>	Beskadiging / Damages	2 850.00	3 050.00		3 050.00	7.02
<b>16.2</b>	<b>BOUPLANGELDE / BUILDING PLAN FEES</b>					
<b>16.2.1</b>	<b>Minimum</b>	447.37	478.07	66.93	545.00	6.86
<b>16.2.2</b>	<b>Gelde per vk meter / Fees per sq metre:</b>					
<b>a</b>	Woonhuise en woonareas / Dwellings and living areas	14.04	14.89	2.08	16.98	6.10
<b>b</b>	Motorhuise, skadunette en afdakke / Garages, shade netting and carports	14.04	14.89	2.08	16.98	6.10
<b>c</b>	Buitegeboue / Outbuildings	14.04	14.89	2.08	16.98	6.10
<b>d</b>	Stoepe / Verandas	14.04	14.89	2.08	16.98	6.10
<b>e</b>	Addisionele Wooneenhede / Additional Living units	14.04	14.89	2.08	16.98	6.10
<b>f</b>	Woonstelle en maisonettes / Flats and maisonettes	14.04	14.89	2.08	16.98	6.10
<b>g</b>	Landelike gebiede / Rural areas	14.04	14.89	2.08	16.98	6.10
<b>h</b>	Skole en kerke / Schools and churches	14.04	14.89	2.08	16.98	6.10
<b>i</b>	Winkels en sakegeboue / Shops and business buildings	15.15	16.07	2.25	18.32	6.10
<b>j</b>	Institusioneel (uitgesluit 16.2.2.h) / Institutional (excluding 16.2.2.h)	15.15	16.07	2.25	18.32	6.10
<b>k</b>	Industriële (Nywerheids) oppervlaktes / Industrial areas	15.15	16.07	2.25	18.32	6.10
<b>l</b>	Pakstore en store / Packing stores and stores	15.15	16.07	2.25	18.32	6.10
<b>m</b>	Fabrieke / Factories	15.15	16.07	2.25	18.32	6.10
<b>n</b>	<b>a tot n</b> beperk tot maksimum van	18 859.65	20 000.00	2 800.00	22 800.00	6.05
<b>16.2.3</b>	<b>Ander strukture / Other structures:</b>					
<b>a</b>	Swembad / Swimming bath	447.37	478.07	66.93	545.00	6.86
<b>b</b>	Veranderings en omskeppings / Changes and conversions	447.37	478.07	66.93	545.00	6.86
<b>16.2.4</b>	<b>Hernuwing of wysiging / Renewal or modification:</b>					
	% van oorspronklike aansoek / % of original application				40.00%	
	met minimum van / with minimum of	447.37	478.07	66.93	545.00	6.86
<b>16.2.5</b>	<b>Aparte rioolplan / Separate sewer plan</b>	447.37	478.07	66.93	545.00	6.86
<b>16.3</b>	<b>DIVERSE GELDE / SUNDRY FEES</b>					
<b>a</b>	Afdrukke, uitneem en inligting van bouplanne (per erf) / Copies, lending and information of building plans (per erf)	144.74	153.51	21.49	175.00	6.06
<b>Nota/Note</b>	<i>Geen telefoniese inligting -- sien fooie vir verskaffing van inligting: item 3</i> <i>No telephonical information -- see provision of information fee: item 3</i>					
<b>16.4</b>	<b>KANSELLERING VAN BOUPLANNE/BUILDING PLANS CANCELLED/WITHDRAWN</b>					
	Indien die bouplanne gekanseleer of onttrek word, voor sirkulasie moet 10% persent van die bouplangelde om administratiewe koste te dek, terug gehou word, met minimum van:					
<b>a</b>	If building plans are cancelled or withdrawn, prior to circulation 10% of the buildingplan fees must be held back to cover administration cost, with a minimum of:	135.96	144.74	20.26	165.00	6.45
<b>b</b>		135.96	144.74	20.26	165.00	6.45
<b>16.5</b>	<b>DORPSBEPLANNING</b>					
<b>16.5.1</b>	<b>PRINTING AND PROVISION OF DATA</b>					
<b>16.5.1.1</b>	<b>Black and White Prints</b>					
<b>a</b>	A4	26.32	28.07	3.93	32.00	6.67
<b>b</b>	A3	35.09	37.72	5.28	43.00	7.50
<b>c</b>	A2	61.40	65.79	9.21	75.00	7.14
<b>d</b>	A1	105.26	111.40	15.60	127.00	5.83
<b>e</b>	A0	219.30	232.46	32.54	265.00	6.00

**TARIEWE VIR DIE JAAR / TARIFFS FOR THE YEAR (Proposed)**  
**1 JULIE 2017 TOT 30 JUNIE 2018 / 1 JULY 2017 TO 30 JUNE 2018**

	BESKRYWING / DESCRIPTION	2016/2017 Exc. Vat R.cc	2017/2018 Exc. Vat R.cc	2017/2018 VAT R.cc	2017/2018 Incl. Vat R.cc	% change
<b>16.5.1.2</b>	<b>Color Prints</b>					
<b>a</b>	A4	39.47	42.11	5.89	48.00	6.67
<b>b</b>	A3	70.18	74.56	10.44	85.00	6.25
	A2	114.04	122.81	17.19	140.00	7.69
	A1	206.14	219.30	30.70	250.00	6.38
	A0	298.25	315.79	44.21	360.00	5.88
<b>16.5.1.5</b>	<b>Supply of Data</b>					
<b>a</b>	Client provides DVD				Free	
<b>b</b>	BVM provides DVD	78.95	84.21	11.79	96.00	6.67
<b>16.5.2</b>	<b>DIVERSE GELDE / SUNDRY FEES</b>					
<b>a</b>	Hersonering / Rezoning	1 245.61	1 324.56	185.44	1 510.00	6.34
<b>b</b>	Onderverdeling / Sub-division	1 210.53	1 285.09	179.91	1 465.00	6.16
<b>c</b>	Uitwys van erf grense en boulyne / Showing of erf boundaries and building lines	504.39	535.09	74.91	610.00	6.09
<b>d</b>	Advertensietekens per teken / Advertisement signs per sign	447.37	478.07	66.93	545.00	6.86
<b>e</b>	Cosolidation of Land	526.32	561.40	78.60	640.00	6.67
<b>f</b>	Ammendment/Removal/suspension of restrictive conditions - Land unit	1 171.05	1 245.61	174.39	1 420.00	6.37
<b>g</b>	Ammendment/Removal/suspension of restrictive conditions - Existing Approva	438.60	464.91	65.09	530.00	6.00
<b>h</b>	Extension of validity period of an approval	438.60	464.91	65.09	530.00	6.00
<b>i</b>	Determination of a zoning	263.16	280.70	39.30	320.00	6.67
<b>16.5.3</b>	<b>AFWYKINGSGEBRUIK, VERGUNNINGSBEBRUIK EN BOULYNOORSKREIDING / DEPARTURE USAGE, CONSENT USE AND BUILDING LINE ENCROACHMENT</b>					
<b>a</b>	Erwe kleiner as 500 m <sup>2</sup> / Erven smaller than 500 m <sup>2</sup>	254.39	271.93	38.07	310.00	6.90
<b>b</b>	Erwe van 500 m <sup>2</sup> tot 750 m <sup>2</sup> / Erven of 500 m <sup>2</sup> to 750 m <sup>2</sup>	473.68	504.39	70.61	575.00	6.48
<b>c</b>	Erwe groter as 750 m <sup>2</sup> / Erven larger than 750 m <sup>2</sup>	885.96	942.98	132.02	1 075.00	6.44

**TARIEWE VIR DIE JAAR / TARIFFS FOR THE YEAR (Proposed)**  
**1 JULIE 2017 TOT 30 JUNIE 2018 / 1 JULY 2017 TO 30 JUNE 2018**

	BESKRYWING / DESCRIPTION	2016/2017 Exc. Vat R.cc	2017/2018 Exc. Vat R.cc	2017/2018 VAT R.cc	2017/2018 Incl. Vat R.cc	% change
17	<b>BEGRAAFPLAAS / CEMETERY FEES</b>					
17.1	<b>Worcester</b>					
17.1.1	<b>A - Blok - Grafsteen/Tombstone</b>					
17.1.1.1	Enkelperseel Volwasseenes en kinders bo 10 jaar / Adults and children over 10 years					
a	Perseel,Grawe en Uitbou	3 157.89	3 350.88	469.12	3 820.00	6.11
b	Toemaak(Opsioneel)	263.16	280.70	39.30	320.00	6.67
17.1.1.2	Dubbeldieperseel / Dual deep plot: Kinders en volwasseenes / Children and Adults					
a	Perseel,Grawe en Uitbou	4 122.81	4 368.42	611.58	4 980.00	5.96
b	Toemaak(Opsioneel)	394.74	421.05	58.95	480.00	6.67
<b>Nota/Note</b>	<i>Aansoeker voorsien self grafsteen - permit word vereis Permit word vereis vir tweede gebruik van graf</i>					
17.1.2	<b>B - Blok (Kopsteen) - Memorial</b>					
17.1.2.1	Volwasseenes en kinders bo 10 jaar / Adults and children over 10 years					
a	Perseel,Grawe en Kopsteen	1 666.67	1 754.39	245.61	2 000.00	5.26
b	Toemaak(Opsioneel)	263.16	280.70	39.30	320.00	6.67
<b>Nota/Note</b>	<i>Slegs standaard kopsteen soos verskaf deur munisipaliteit en gras bedekking word toegelaat.</i>					
17.1.3	<b>C - Blok (Kruise) - Traditional</b>					
17.1.3.1.	Volwasseenes en kinders bo 10 jaar / Adults and children over 10 years					
a	Perseel en Grawe	1 008.77	1 070.18	149.82	1 220.00	6.09
b	Toemaak(Opsioneel)	263.16	280.70	39.30	320.00	6.67
<b>Nota/Note</b>	<i>Slegs standaard kruis soos verskaf deur munisipaliteit en gras bedekking word toegelaat.</i>					
17.1.4	<b>D - Blok - Child</b>					
	Kinders tot en met 10 jaar oud Children 10 years old and less					
17.1.4.1	<b>Grafsteen</b>					
a	Perseel,Grawe en Uitbou	1 885.96	2 000.00	280.00	2 280.00	6.05
b	Toemaak(Opsioneel)	263.16	280.70	39.30	320.00	6.67
<b>Nota/Note</b>	<i>Aansoeker voorsien self grafsteen - permit word vereis</i>					
17.1.4.2	<b>Kruise</b>					
a	Perseel en Grawe	657.89	701.75	98.25	800.00	6.67
b	Toemaak(Opsioneel)	263.16	280.70	39.30	320.00	6.67
<b>Nota/Note</b>	<i>Slegs standaard kruis soos verskaf deur munisipaliteit en gras bedekking word toegelaat.</i>					

**TARIEWE VIR DIE JAAR / TARIFFS FOR THE YEAR (Proposed)**  
**1 JULIE 2017 TOT 30 JUNIE 2018 / 1 JULY 2017 TO 30 JUNE 2018**

	BESKRYWING / DESCRIPTION	2016/2017 Exc. Vat R.cc	2017/2018 Exc. Vat R.cc	2017/2018 VAT R.cc	2017/2018 Incl. Vat R.cc	% change
17.2	<b>Hartebeesrivier Begraafplaas (Armlastiges/Pauper)</b>					
17.2.1 a <i>Nota/Note</i>	Kinders 10 jaar en jonger/Children 10 years and younger Perseel, Grawe en Toemaak <i>Slegs enkelperseel</i>	271.93	280.70	39.30	320.00	3.23
17.2.2 a <i>Nota/Note</i>	Volwassenes en kinders bo 10 jaar / Adults and children over 10 years Perseel, Grawe en Toemaak <i>Slegs enkelperseel</i>	333.33	350.88	49.12	400.00	5.26
17.2	<b>Rawsonville</b>					
17.2.1	Enkelperseel / Single lot: <b>Kinders tot en met 10 jaar oud / Children 10 years old and less</b>					
a	Perseel	219.30	228.07	31.93	260.00	4.00
b	Grawe	394.74	421.05	58.95	480.00	6.67
c	Toemaak (Week)	263.16	280.70	39.30	320.00	6.67
d	Toemaak (Naweke en openbare vakansiedae)	526.32	561.40	78.60	640.00	6.67
e	Uitbou	2 368.42	2 508.77	351.23	2 860.00	5.93
17.2.2	<b>Volwassenes en kinders bo 10 jaar / Adults and children over 10 years</b>					
a	Perseel	263.16	280.70	39.30	320.00	6.67
b	Grawe	526.32	561.40	78.60	640.00	6.67
c	Toemaak (Week)	263.16	280.70	39.30	320.00	6.67
d	Toemaak (Naweke en openbare vakansiedae)	526.32	561.40	78.60	640.00	6.67
e	Uitbou	2 368.42	2 508.77	351.23	2 860.00	5.93
17.3	<b>De Doorns, Sandhill, Touwsrivier, Aan De Doorns/ De Wet</b>					
17.3.1	Enkelperseel / Single lot: <b>Kinders tot en met 10 jaar oud / Children 10 years old and less</b>					
a	Perseel	219.30	228.07	31.93	260.00	4.00
b	Grawe	394.74	421.05	58.95	480.00	6.67
c	Toemaak (Week)	263.16	280.70	39.30	320.00	6.67
d	Toemaak (Naweke en openbare vakansiedae)	526.32	561.40	78.60	640.00	6.67
e	Uitbou	2 368.42	2 508.77	351.23	2 860.00	5.93
17.3.2	<b>Volwassenes en kinders bo 10 jaar / Adults and children over 10 years</b>					
a	Perseel	263.16	280.70	39.30	320.00	6.67
b	Grawe	526.32	561.40	78.60	640.00	6.67
c	Toemaak (Week)	263.16	280.70	39.30	320.00	6.67
d	Toemaak (Naweke en openbare vakansiedae)	526.32	561.40	78.60	640.00	6.67
e	Uitbou	2 368.42	2 508.77	351.23	2 860.00	5.93

**TARIEWE VIR DIE JAAR / TARIFFS FOR THE YEAR (Proposed)**  
**1 JULIE 2017 TOT 30 JUNIE 2018 / 1 JULY 2017 TO 30 JUNE 2018**

BESKRYWING / DESCRIPTION		2016/2017 Exc. Vat R.cc	2017/2018 Exc. Vat R.cc	2017/2018 VAT R.cc	2017/2018 Incl. Vat R.cc	% change
17.4	<b>Steenvliet</b>					
	Enkelperseel / Single lot:					
17.4.1	<b>Kinders tot en met 10 jaar oud / Children 10 years old and less</b>					
a	Perseel	219.30	228.07	31.93	260.00	4.00
b	Grawe	394.74	421.05	58.95	480.00	6.67
c	Toemaak (Week)	263.16	280.70	39.30	320.00	6.67
d	Toemaak (Naweke en openbare vakansiedae)	526.32	561.40	78.60	640.00	6.67
e	Uitbou	2 368.42	2 508.77	351.23	2 860.00	5.93
17.4.2	<b>Volwassenes en kinders bo 10 jaar / Adults and children over 10 years</b>					
a	Perseel	263.16	280.70	39.30	320.00	6.67
b	Grawe	526.32	561.40	78.60	640.00	6.67
c	Toemaak (Week)	263.16	280.70	39.30	320.00	6.67
d	Toemaak (Naweke en openbare vakansiedae)	526.32	561.40	78.60	640.00	6.67
e	Uitbou	2 368.42	2 508.77	351.23	2 860.00	5.93
17.5	<b>Zwelethemba</b>					
	Enkelperseel / Single lot:					
17.5.1	<b>Kinders tot en met 10 jaar oud / Children 10 years old and less</b>					
a	Perseel	219.30	228.07	31.93	260.00	4.00
b	Grawe	394.74	421.05	58.95	480.00	6.67
c	Toemaak (Week)	263.16	280.70	39.30	320.00	6.67
d	Toemaak (Naweke en openbare vakansiedae)	526.32	561.40	78.60	640.00	6.67
e	Uitbou	2 368.42	2 508.77	351.23	2 860.00	5.93
17.5.2	<b>Volwassenes en kinders bo 10 jaar / Adults and children over 10 years</b>					
a	Perseel	263.16	280.70	39.30	320.00	6.67
b	Grawe	526.32	561.40	78.60	640.00	6.67
c	Toemaak (Week)	263.16	280.70	39.30	320.00	6.67
d	Toemaak (Naweke en openbare vakansiedae)	526.32	561.40	78.60	640.00	6.67
e	Uitbou	2 368.42	2 508.77	351.23	2 860.00	5.93

**TARIEWE VIR DIE JAAR / TARIFFS FOR THE YEAR (Proposed)**  
**1 JULIE 2017 TOT 30 JUNIE 2018 / 1 JULY 2017 TO 30 JUNE 2018**

	BESKRYWING / DESCRIPTION	2016/2017 Exc. Vat R.cc	2017/2018 Exc. Vat R.cc	2017/2018 VAT R.cc	2017/2018 Incl. Vat R.cc	% change
17.6	<b>Diverse en Permitte/ Sundries and Permits</b>					
17.6.1	<b>Grafsteenpermit / Permit to erect Gravetomb</b>	175.44	184.21	25.79	210.00	5.00
17.6.2	<b>Uitwys (Identifisering) van grafperseel / Pointing out (Identifying) of graves (lot)</b>	175.44	184.21	25.79	210.00	5.00
17.6.3	<b>Columbariumnis / Columbariumniche</b>	1 096.49	1 157.89	162.11	1 320.00	5.60
17.6.4	<b>Permit vir tweede gebruik van dubbeldiep graf/ Permit to re-use dual deep plot</b>	175.44	184.21	25.79	210.00	5.00
17.6.5	LAAT BESPREKINGS: Laat besprekings sal volgens die diskressie van die Bestuurder oorweeg word en is onderworpe aan 'n boete van 50% van die totale rekening gehef. <i>Bewys van betaling tov begrafnis op Saterdag moet voor 13:00 op Donderdae by Tegniëse Dienste ingedien word.</i>					
<b>Nota/Note</b>						
17.6.6	Dubbelgrafte (langs mekaar) sal as twee enkel grafte in terme van fooie hanteer word.					



<b>INFLUENCE OF TARIFFS ON DOMESTIC HOUSEHOLDS</b>				
<b>SMALL HOUSEHOLDS (Indigent)</b>				
		2016/2017	2017/2018	R
Rates (162 000)	162 000	47.23	50.11	2.88
Electricity ( 300 Kwh)		339.72	348.38	8.66
Water (20 Kl)		86.55	104.39	17.84
Sewerage		263.00	280.00	17.00
Refuse		166.00	177.00	11.01
		<b>902.49</b>	<b>959.88</b>	<b>57.39</b>
Less:				
Indigent rebate (Pensioner)		556.76	603.25	46.49
Total payable		<b>345.74</b>	<b>356.63</b>	<b>10.90</b>
<b>MEDIUM HOUSEHOLD</b>				
		2016/2017	2017/2018	R
Rates (970 000)	970 000	542.80	575.91	33.11
Electricity ( 750 Kwh)		1 148.55	1 178.28	29.73
Water (50 Kl)		387.88	424.17	36.29
Sewerage		263.00	279.99	16.99
Refuse		166.01	177.01	11.01
		<b>2 508.24</b>	<b>2 635.37</b>	<b>127.13</b>
<b>LARGE HOUSEHOLD</b>				
		2016/2017	2017/2018	R
Rates (2 226 000)	2 226 000	1 313.15	1 393.25	80.10
Electricity ( 1 600 Kwh)		2 873.37	2 945.45	72.08
Water (100 Kl)		1 198.19	1 283.72	85.53
Sewerage		263.00	279.99	16.99
Refuse		166.01	177.01	11.01
		<b>5 813.71</b>	<b>6 079.42</b>	<b>265.71</b>