



BREEDE VALLEY

MUNICIPALITY • MUNISIPALITEIT • UMASIPALA

TARIEWE VIR DIE JAAR / TARIFFS FOR THE YEAR (Proposed)
1 JULIE 2019 TOT 30 JUNIE 2020 / 1 JULY 2019 TO 30 JUNE 2020

TARIEWE VIR DIE JAAR / TARIFFS FOR THE YEAR - Proposed
1 JULIE 2019 TOT 30 JUNIE 2020 / 1 JULY 2019 TO 30 JUNE 2020
 INHOUDSOPGAWE / INDEX

Bladsy/Page

1	ELEKTRISITEIT/ELECTRICITY	4
2	WATER	11
3	VULLISVERWYDERING/REFUSE REMOVAL	15
4	RIOLERING/SEWERAGE	18
5	EIENDOMSBELASTING/AEASSEMENT RATES	22
6	FINANSIES/FINANCE Waardasie sertifikaat/Valuation Certificate Uitklaringsertifikaat/Clearance Certificate Kiesersrol/Wykslyste/Voters Roll/Ward Lists Waardasierol/Valuation Roll Ander inligting/Other Information Waardasies/Valuations Kredietbeheer Gedishonoreerde tjeks	23
7	BRANDBESTRYDING/FIRE PREVENTION Brande/Fires Spesiale dienste/Special Services Ontvlambare Vloeistowwe/Flammable Liquids Huur van Opleidingslokaal/Rental of Training Room Herstelwerk aan Toerusting/Repairs to Equipment Buite Munisipale Gebied/Outside Municipal Area	26
8	BIBLIOTEEKDIENS/LIBRARY SERVICES Boetes/Fines Diverse Gelde/ Sundry Fees Huur van biblioteeksale/Rental of Library Halls Telefoonkoste/Telephone charges Fotostate/Photocopies	30
9	VERKEER/TRAFFIC Parkeermetergelde/Parkingmeterfees Padtekens/Roadsigns Skutgelde/Pound Fees Huur van Toetsterrein/Rental of Testing Grounds Straat staanplekke/Street Stands Optogte/Marches	31
10	SALE/HALLS Stadsaal/Town Hall Gemeenskapsale/Community Halls Meerdoelsentrums/Multi Purpose Centres	33
11	BEHUISING/HOUSING Raads huise/Council houses Huureenhede/Rental Units Herstelwerk/Maintenance	37

TARIEWE VIR DIE JAAR / TARIFFS FOR THE YEAR - Proposed
1 JULIE 2019 TOT 30 JUNIE 2020 / 1 JULY 2019 TO 30 JUNE 2020
 INHOUDSOPGAWE / INDEX

Bladsy/Page

12	PARKE EN ONTSPANNINGSTERREINE Pawiljoene/Stadions Spreiligte/Flood Lighting Opsigter/Supervisor Huur van Sportfasiliteite/Rental Sport Facilities	38
13	SWEMBADDENS/SWIMMING POOLS De La Batweg Greystraat/street en/and Touwsrivier	41
14	VAKANSIE-OORDE/HOLIDAY RESORTS Nekkies Vakansie-oord/Holiday Resort Meer Chalets, Konferensiesentrum en Lapa	42
15	MISCELLANEOUS Eiendomme/Properties Fotostate/Photocopies Faksimilee/Faximilee Baniere/Banners Advertensieborde/Advertising Boards Kragpunt/Electrical Power Point Supply Skutgelde/Pound Fees Begrawe van Diere/Burial of Animals Motingange/Vehicle Entrances Motorbruggies/Vehicle Bridges Pes bestryding/Pest control Weiding/Grazing Radio Masts PAIA Act Liquor By-Law	45
16	BOUBEHEER/BUILDING CONTROL//DORPSBEPLANNING/TOWN PLANNING Beskadigingsdeposito Bouplangelde/Building Plan Fees Diverse Gelde/ Sundry Fees Boetes/Fines Verkoop van Dorpskaarte/Selling of Town Maps Diverse Gelde/ Sundry Fees Afwykingsgebruik/Deviation of Use	48
17	BEGRAAFPLAASGELDE / CEMETERY FEES	50

TARIEWE VIR DIE JAAR / TARIFFS FOR THE YEAR - Proposed
 1 JULIE 2019 TOT 30 JUNIE 2020 / 1 JULY 2019 TO 30 JUNE 2020

	BESKRYWING / DESCRIPTION	2018/2019 Exc. Vat R.cc	2019/2020 Exc. Vat R.cc	2019/2020 VAT R.cc	2019/2020 Incl. Vat R.cc	% change
1	ELEKTRISITEIT / ELECTRICITY <i>Electricity Tarrifs will be included once NERSA has issued the tariff guidelines.</i>					

TARIEWE VIR DIE JAAR / TARIFFS FOR THE YEAR - Proposed
1 JULIE 2019 TOT 30 JUNIE 2020 / 1 JULY 2019 TO 30 JUNE 2020

	BESKRYWING / DESCRIPTION	2018/2019 Exc. Vat R.cc	2019/2020 Exc. Vat R.cc	2019/2020 VAT R.cc	2019/2020 Incl. Vat R.cc	% change

TARIEWE VIR DIE JAAR / TARIFFS FOR THE YEAR - Proposed
1 JULIE 2019 TOT 30 JUNIE 2020 / 1 JULY 2019 TO 30 JUNE 2020

BESKRYWING / DESCRIPTION							2018/2019 Exc. Vat R.cc	2019/2020 Exc. Vat R.cc	2019/2020 VAT R.cc	2019/2020 Incl. Vat R.cc	% change
Time Periods	High Season (3 months) June - August			Low Season (9 months) September - May							
	Weekdays	Saturdays	Sundays	Weekdays	Saturdays	Sundays					
00:00 - 06:00	Off-peak	Off-peak	Off-peak	Off-peak	Off-peak	Off-peak					
06:00 - 07:00	Peak	Off-peak	Off-peak	Standard	Off-peak	Off-peak					
07:00 - 09:00	Peak	Standard	Off-peak	Peak	Standard	Off-peak					
09:00 - 10:00	Standard	Standard	Off-peak	Peak	Standard	Off-peak					
10:00 - 12:00	Standard	Standard	Off-peak	Standard	Standard	Off-peak					
12:00 - 17:00	Standard	Off-peak	Off-peak	Standard	Off-peak	Off-peak					
17:00 - 18:00	Peak	Off-peak	Off-peak	Standard	Off-peak	Off-peak					
18:00 - 19:00	Peak	Standard	Off-peak	Peak	Standard	Off-peak					
19:00 - 20:00	Standard	Standard	Off-peak	Peak	Standard	Off-peak					
20:00 - 22:00	Standard	Off-peak	Off-peak	Standard	Off-peak	Off-peak					
22:00 - 24:00	Off-peak	Off-peak	Off-peak	Off-peak	Off-peak	Off-peak					

TARIEWE VIR DIE JAAR / TARIFFS FOR THE YEAR - Proposed
1 JULIE 2019 TOT 30 JUNIE 2020 / 1 JULY 2019 TO 30 JUNE 2020

	BESKRYWING / DESCRIPTION	2018/2019 Exc. Vat R.cc	2019/2020 Exc. Vat R.cc	2019/2020 VAT R.cc	2019/2020 Incl. Vat R.cc	% change

TARIEWE VIR DIE JAAR / TARIFFS FOR THE YEAR - Proposed
1 JULIE 2019 TOT 30 JUNIE 2020 / 1 JULY 2019 TO 30 JUNE 2020

	BESKRYWING / DESCRIPTION	2018/2019 Exc. Vat R.cc	2019/2020 Exc. Vat R.cc	2019/2020 VAT R.cc	2019/2020 Incl. Vat R.cc	% change

TARIEWE VIR DIE JAAR / TARIFFS FOR THE YEAR - Proposed
1 JULIE 2019 TOT 30 JUNIE 2020 / 1 JULY 2019 TO 30 JUNE 2020

	BESKRYWING / DESCRIPTION	2018/2019 Exc. Vat R.cc	2019/2020 Exc. Vat R.cc	2019/2020 VAT R.cc	2019/2020 Incl. Vat R.cc	% change

TARIEWE VIR DIE JAAR / TARIFFS FOR THE YEAR - Proposed
 1 JULIE 2019 TOT 30 JUNIE 2020 / 1 JULY 2019 TO 30 JUNE 2020

	BESKRYWING / DESCRIPTION	2018/2019 Exc. Vat R.cc	2019/2020 Exc. Vat R.cc	2019/2020 VAT R.cc	2019/2020 Incl. Vat R.cc	% change

TARIEWE VIR DIE JAAR / TARIFFS FOR THE YEAR - Proposed
1 JULIE 2019 TOT 30 JUNIE 2020 / 1 JULY 2019 TO 30 JUNE 2020

BESKRYWING / DESCRIPTION		2018/2019 Exc. Vat R.cc	2019/2020 Exc. Vat R.cc	2019/2020 VAT R.cc	2019/2020 Incl. Vat R.cc	% change
2	WATER					
2.1	CONSUMER SERVICE DEPOSITS					
a	Residensieël / Residential	250,00	250,00		250,00	0,00
b	Besighede en Industrieël / Businesses and Industrial	250,00	250,00		250,00	0,00
c	Ander/Other	250,00	250,00		250,00	0,00
2.2	BASIESE HEFFING/BASIC CHARGE <i>(Per aansluiting/meter per maand //Per connection/meter per month</i>					
a	Residensieël / Residential (Non - Indigent)	26,09	34,78	5,22	40,00	33,31%
b	Sportklubs/ Opvoedkundig/ Institute en Kerke / Sport clubs/ Educational/ Institutions and Churches	26,09	34,78	5,22	40,00	33,31%
c	Besigheid/Handel // Business/Commerce	121,74	173,91	26,09	200,00	42,86%
d	Aansluiting groter as / Connection greater than:- 149 mm	143,48	217,39	32,61	250,00	51,51%
2.3	WATER CONSUMPTION					
2.3.1	Residensieël / Residential					
	0 - 6 Kl	4,02	4,26	0,64	4,90	6,00%
	7 - 20 Kl	7,04	7,46	1,12	8,58	6,00%
	21 - 40 Kl	9,05	12,79	1,92	14,70	41,33%
	41 - 70 Kl	12,06	12,79	1,92	14,70	6,00%
	71 + Kl	22,11	23,44	3,52	26,96	6,00%
Nota/Note	<i>Steps will be recalculated depending on consumption period except the free basic water.</i>					
2.3.1.1	KORTING / REBATE					
a	First Kl per month per household				6 Kl	
b	plus additional Kl for indigent households				4 Kl	
Nota	Deernis Korting / Indigent Rebate <i>Waar die totale huishoudelike (eienaar & eggenoot) inkomste per maand is:</i> <i>Where the total household (Owner and spouse) revenue per month is:</i>					
a	<i>Pensionarisse/Pensioners//Ongeskik/Disability // Child-headed households</i> <i>R 0 - R 4 500 (Government pension)(Pensioners 60 years and older)</i>					
b	<i>Algemeen/General</i> <i>R 0 - R 4 500</i>					
2.3.2	Kommersieël / Commercial					
	0 - 20 Kl	9,43	9,99	1,50	11,49	6,00%
	21 - 40 Kl	10,20	10,81	1,62	12,44	6,00%
	41 - 60 Kl	11,20	11,87	1,78	13,65	6,00%
	61 - 100 Kl	12,55	13,31	2,00	15,30	6,00%
	101 - 150 Kl	13,07	13,85	2,08	15,93	6,00%
	151 - 300 Kl	12,24	13,85	2,08	15,93	13,14%
	301 - 600 Kl	10,51	13,85	2,08	15,93	31,74%
Nota/Note	<i>Steps will be recalculated depending on consumption period</i>					
2.3.3	Sportklubs/Sport Clubs	4,02	4,26	0,64	4,90	6,00%
2.3.4	Opvoedkundig (Skole en Kolleges)/Educational (schools and Colleges)	4,02	4,26	0,64	4,90	6,00%
Nota/Note	<i>Uitgesluit private skole/kolleges/Excluding private schools/colleges</i>					
2.3.5	Welsyn en Ouetehuise/Welfare and Old Age Homes	4,02	4,26	0,64	4,90	6,00%
2.3.6	Kerke/Churches	4,02	4,26	0,64	4,90	6,00%
Nota/Note	<i>(Pastorie uitgesluit indien verbruik apart gemeter word //</i> <i>Excludes rectory if consumption metered seperately)</i>					

TARIEWE VIR DIE JAAR / TARIFFS FOR THE YEAR - Proposed
1 JULIE 2019 TOT 30 JUNIE 2020 / 1 JULY 2019 TO 30 JUNE 2020

BESKRYWING / DESCRIPTION		2018/2019 Exc. Vat R.cc	2019/2020 Exc. Vat R.cc	2019/2020 VAT R.cc	2019/2020 Incl. Vat R.cc	% change
2.3.7	Munisipaal / Municipal	4,02	4,26	0,64	4,90	6,00%
2.3.8	Brandbestryding / Fire Fighting	4,02	4,26	0,64	4,90	6,00%
2.3.9	Besproeiing / Irrigation					
2.3.9.1	Gesuiwerde / Purified	9,05	9,59	1,44	11,03	6,00%
2.3.9.2	Ongesuiwer / Non-purified	1,31	1,39	0,21	1,59	6,00%
2.3.9.3	Ongesuiwer en ongemeet per 20 minute of gedeelte daarvan / Non-purified and unmetered per 20 minutes or part thereof	586,96	622,17	93,33	715,50	6,00%
Nota/Note	<i>Per ses maande//Per six months</i>					
2.3.10	Geen meter geïnstalleer / No installed meter <i>(Hef vaste verbruik van kiloliter per maand van: //</i> <i>Levy fixed consumption of kiloliter per month of:)</i>					
a	Residensieël/Residential				18	
b	Staankraan (gemeenskaplike verbruik) /				10	
c	Kommersieël / Commercial				30	
2.3.10.1	KORTING / REBATE					
a	First KL per month per household				6 KI	
b	plus additional KL for indigent households				4 KI	
2.3.11	Availability Charges (Per maand/Per month)					
a	Residential	101,74	126,09	18,91	145,00	23,93%
b	Commercial	204,35	260,87	39,13	300,00	27,66%
2.4	WATER RESTRICTION TARIFFS					
2.4.1.1	Residensieël / Residential (From Phase 2)					
	0 - 6 KI	4,02	4,26	0,64	4,90	6,00%
	7 - 20 KI	7,04	7,46	1,12	8,58	6,00%
	21 - 25 KI	9,05	14,06	2,11	16,17	55,47%
	26 - 40 KI	9,95	14,06	2,11	16,17	41,33%
	41 - 70 KI	13,27	14,06	2,11	16,17	6,00%
	71 + KL	24,32	25,78	3,87	29,65	6,00%
2.4.1.2	Residensieël / Residential (From Phase 3)					
	0 - 6 KI	4,02	4,26	0,64	4,90	6,00%
	7 - 20 KI	7,04	7,46	1,12	8,58	6,00%
	21 - 25 KI	9,05	0,00	0,00	0,00	-100,00%
	26 - 40 KI	11,31	0,00	0,00	0,00	-100,00%
	41 - 70 KI	15,08	15,98	2,40	18,38	6,00%
	71 + KL	27,64	29,30	4,40	33,70	6,00%
2.4.1.3	Residensieël / Residential (From Phase 4)					
	0 - 6 KI	4,02	4,26	0,64	4,90	6,00%
	7 - 20 KI	7,04	7,46	1,12	8,58	6,00%
	21 - 25 KI	9,05	0,00	0,00	0,00	-100,00%
	26 - 40 KI	13,57	0,00	0,00	0,00	-100,00%
	41 - 80 KI	18,09	19,18	2,88	22,06	6,00%
	81 + KL	33,17	35,16	5,27	40,43	6,00%
2.4.1.3	Korting / Rebate:					
a	First KL per month per residential meter connection				6 KI	
b	plus additional KL for indigent households				4 KI	
Nota/Note	<i>Steps will be recalculated depending on consumption period except the free basic water.</i>					

TARIEWE VIR DIE JAAR / TARIFFS FOR THE YEAR - Proposed
1 JULIE 2019 TOT 30 JUNIE 2020 / 1 JULY 2019 TO 30 JUNE 2020

	BESKRYWING / DESCRIPTION	2018/2019 Exc. Vat R.cc	2019/2020 Exc. Vat R.cc	2019/2020 VAT R.cc	2019/2020 Incl. Vat R.cc	% change
2.4.2.1	Kommersieël / Commercial (From Phase 2)					
	0 - 20 Kl	9,43	9,99	1,50	11,49	6,00%
	21 - 40 Kl	11,22	11,90	1,78	13,68	6,00%
	41 - 60 Kl	12,32	13,06	1,96	15,01	6,00%
	61 - 100 Kl	13,81	14,64	2,20	16,83	6,00%
	101 + Kl	14,37	15,24	2,29	17,52	6,00%
2.4.2.2	Kommersieël / Commercial (From Phase 3)					
	0 - 20 Kl	9,43	9,99	1,50	11,49	6,00%
	21 - 40 Kl	12,75	13,52	2,03	15,55	6,00%
	41 - 60 Kl	14,00	14,84	2,23	17,06	6,00%
	61 - 100 Kl	15,69	16,63	2,50	19,13	6,00%
	101 + Kl	16,33	17,31	2,60	19,91	6,00%
2.4.2.2	Kommersieël / Commercial (From Phase 4)					
	0 - 20 Kl	9,43	9,99	1,50	11,49	6,00%
	21 - 40 Kl	15,30	16,22	2,43	18,66	6,00%
	41 - 60 Kl	16,80	17,80	2,67	20,47	6,00%
	61 - 100 Kl	18,83	19,96	2,99	22,96	6,00%
	101 +	19,60	20,78	3,12	23,89	6,00%
Nota/Note	<i>Steps will be recalculated depending on consumption period</i>					
2.4.3	All other water tariffs - Phase 2				x 1,10	
	All other water tariffs - Phase 3				x 1,25	
	All other water tariffs - Phase 4				x 1,50	
2.5	WATERVOORSIENING / WATER SUPPLY					
2.5.1	AANSLUITINGSFOOIE / CONNECTION FEES					
	<i>(Slegs hoofpyp tot by erf grens / Main pipe to erf boundary only)</i>					
2.5.1.1	Ongedienste erwe / Unserviced erven					
a	15 mm Aansluiting / Connection	4 026,09	4 269,56	640,43	4 910,00	6,05%
b	20 mm Aansluiting / Connection	5 034,78	5 339,13	800,87	6 140,00	6,04%
c	25 mm Aansluiting / Connection	7 039,13	7 461,48	1 119,22	8 580,70	6,00%
d	40 mm Aansluiting / Connection	8 056,52	8 539,91	1 280,99	9 820,90	6,00%
e	Aansluiting groter as / Connection greater than 40 mm: Deposito (vooruitbetaalbaar) / Deposit (payable in advance) Werklike koste / Actual cost: - plus	10 052,17	10 655,30	1 598,30	12 253,60 10,00%	6,00%
2.5.1.2	Gedienste erwe en privaatonwikkeling of vergroting van aansluiting /					
	<i>Serviced erven and private development or increased connection</i>					
a	15 mm Aansluiting / Connection	2 047,83	2 173,91	326,09	2 500,00	6,16%
b	20 mm Aansluiting / Connection	2 521,74	2 695,65	404,35	3 100,00	6,90%
c	25 mm Aansluiting / Connection	3 026,09	3 217,39	482,61	3 700,00	6,32%
d	40 mm Aansluiting / Connection	5 034,78	5 347,83	802,17	6 150,00	6,22%
e	Aansluiting groter as / Connection greater than 40 mm Deposito (vooruitbetaalbaar) / Deposit (payable in advance) Werklike koste / Actual cost: - plus	10 052,17	10 660,87	1 599,13	12 260,00 10,00%	6,06%
2.5.1.3	Met onderverdeling / With sub division					
a	Deposito (vooruitbetaalbaar) / Deposit (payable in advance)	7 060,87	7 486,96	1 123,04	8 610,00	6,03%
b	Werklike koste / Actual cost: - plus				10,00%	
c	Met minimum van / With minimum of	2 560,87	2 717,39	407,61	3 125,00	6,11%
2.6	WATERMETERTOETSING / TESTING OF WATER METER					
2.6.1	Metertoets (deposito per meter) / Meter test (deposit per meter)	456,52	486,96	73,04	560,00	6,67%
Nota/Note	<i>Die deposito sal slegs terugbetaalbaar wees indien gevind is dat die meter met 5 % of meer oor registreer // The deposit will only be refundable if found that the meter registers over with 5 % and more.</i>					
2.6.2	Toets van waterdruk / Testing of water pressure	513,04	543,48	81,52	625,00	5,93%
2.6.3	Klagtes en besoeke / Complaints and visits					
a	Kantoorure / Office hours	513,04	543,48	81,52	625,00	5,93%
b	Na-ure / After hours	756,52	743,48	111,52	855,00	-1,72%
2.6.4	Verskuif van watermeter (versoek van verbruiker) //					
	Moving of water meter (request of consumer)	1 013,04	1 073,91	161,09	1 235,00	6,01%

TARIEWE VIR DIE JAAR / TARIFFS FOR THE YEAR - Proposed
1 JULIE 2019 TOT 30 JUNIE 2020 / 1 JULY 2019 TO 30 JUNE 2020

BESKRYWING / DESCRIPTION		2018/2019 Exc. Vat R.cc	2019/2020 Exc. Vat R.cc	2019/2020 VAT R.cc	2019/2020 Incl. Vat R.cc	% change
2.6.5	Vervanging van beskadigde/gesteelde meter // Replacement of damaged/stolen meter					
a	15 mm Aansluiting / Connection	760,87	808,70	121,30	930,00	6,29%
b	20 mm Aansluiting / Connection	1 013,04	1 073,91	161,09	1 235,00	6,01%
c	25 mm Aansluiting / Connection	2 017,39	2 139,13	320,87	2 460,00	6,03%
d	40 mm Aansluiting / Connection	5 030,43	5 334,78	800,22	6 135,00	6,05%
e	Aansluiting groter as / Connection greater than 40 mm: Deposito (vooruitbetaalbaar) / Deposit (payable in advance) Werklike koste / Actual cost: - plus	6 034,78	6 400,00	960,00	7 360,00	6,05%
f	Slegs meterglas / Meter glass only	404,35	430,43	64,57	495,00	6,45%
g	Slegs wyserplaat / Dial plate only				10,00%	
g.1	15 mm Aansluiting / Connection	760,87	808,70	121,30	930,00	6,29%
g.2	20 mm Aansluiting / Connection	913,04	969,57	145,43	1 115,00	6,19%
g.3	25 mm Aansluiting / Connection	1 213,04	1 286,96	193,04	1 480,00	6,09%
g.4	40 mm Aansluiting / Connection	2 017,39	2 139,13	320,87	2 460,00	6,03%
g.5	50 mm Aansluiting / Connection	2 217,39	2 352,17	352,83	2 705,00	6,08%
2.7	PENALTY FOR THEFT AND FRAUD					
a	Double the amount of the value of the consumption of the previous six months Plus: Assessment of unauthorised consumption	256,52	273,91	41,09	315,00	6,78%
2.8	ILLEGAL CONNECTION	4 347,83	4 608,70	691,30	5 300,00	6,00%
2.9	See Sanitation/Sewerage Tariffs for Laboratory analysis 4.15					






















TARIEWE VIR DIE JAAR / TARIFFS FOR THE YEAR - Proposed
1 JULIE 2019 TOT 30 JUNIE 2020 / 1 JULY 2019 TO 30 JUNE 2020

	BESKRYWING / DESCRIPTION	2018/2019 Exc. Vat R.cc	2019/2020 Exc. Vat R.cc	2019/2020 VAT R.cc	2019/2020 Incl. Vat R.cc	% change
3	VULLISVERWYDERING / REFUSE REMOVAL <i>Betalbaar deur geregistreerde eienaar</i> <i>Payable by registered owner.</i>					
3.1	Residensieël/ Residential <i>Per huishouding/Woonstel//Per household/Flat</i> <i>1 X 240l Bin or 3 Black bags - 1 x per week</i>					
a	Per maand//Per month	165,22	175,65	26,35	202,00	6,32
b	Annual/Jaarliks	1 982,61	2 107,83	316,17	2 424,00	6,32
c	Flats/Sectional title units 50% of tariff 3.1 a or b					
Nota/Note	<i>Tariff 3.1 c will only apply if the total bins versus total flats/sectional title units is ≤50%, applicable the following billing run after application and/or request for the removal of the extra bins to comply.</i>					
3.1.1	Deernis Korting / Indigent Rebate <i>Waar die totale huishoudelike (eienaar & eggenoot) inkomste per maand is:</i> <i>Where the total household (Owner and spouse) revenue per month is:</i>					
a	<i>Pensionaris/Pensioners//Ongeskik/Disability // Child-headed households</i> <i>R 0 - R 4 500 (Government pension)(Pensioners 60 years and older)</i>				100%	
b	<i>Algemeen/General</i> <i>R 0 - R 4 500</i>				50%	
3.2	Hostelle en Koshuise / Hostels					
a	Per maand//Per month	136,52	145,00	21,75	166,75	6,21
b	Annual/Jaarliks	1 638,26	1 740,00	261,00	2 001,00	6,21
Note	<i>1 X 240l Bin or 3 Black bags - 1 x per week</i>					
3.3	Woonpersele waar tuisnywerhede/besighede of beroepsbeoefening plaasvind / Residential homes used for home industries/businesses or career practices					
a	Per maand//Per month	209,57	222,54	33,38	255,92	6,19
b	Annual/Jaarliks	2 514,78	2 670,43	400,57	3 071,00	6,19
Note	<i>1 X 240l Bin or 3 Black bags - 1 x per week</i>					
3.4.1	Kommersieël 1 / Commercial 1 (Jaarliks/Annual)					
	Mondays to Fridays					
a	Een verwydering per weekdag per drom/ One removal per weekday per bin	3 026,09	3 208,70	481,30	3 690,00	6,03
b	Twee verwyderings per weekdag per drom/ Two removals per weekday per bin	6 052,17	6 417,39	962,61	7 380,00	6,03
c	Drie verwyderings per weekdag per drom/ Three removals per weekday per bin	9 078,26	9 626,09	1 443,91	11 070,00	6,03
d	Vier verwyderings per weekdag per drom/ Four removals per weekday per bin	12 104,35	12 834,78	1 925,22	14 760,00	6,03
e	Vyf verwyderings per weekdag per drom/ Five removals per weekday per bin	15 130,43	16 043,48	2 406,52	18 450,00	6,03
	Saterdag/Saturday					
f	Per verwydering per drom / Removal per bin	4 500,00	4 773,91	716,09	5 490,00	6,09
	Sondag/Sundays					
g	Per verwydering per drom / Removal per bin	6 000,00	6 365,22	954,78	7 320,00	6,09
Nota/Note	<i>240L wiel drom = 1 drom/ 240L wheeliebin = 1 drum</i> <i>770L wiel drom = 3 dromme/ 770L wheeliebin = 3 drums</i> <i>Slegs dromme verskaf deur BVM sal verwyder word</i> <i>Only drums supplied by BVM will be removed</i>					
3.4.2	Kommersieël 1 / Commercial 1 (Maandeliks/Monthly)					
	Mondays to Fridays					
a	Een verwydering per weekdag per drom/ One removal per weekday per bin	252,17	267,39	40,11	307,50	6,03
b	Twee verwyderings per weekdag per drom/ Two removals per weekday per bin	504,35	534,78	80,22	615,00	6,03
c	Drie verwyderings per weekdag per drom/ Three removals per weekday per bin	756,52	802,17	120,33	922,50	6,03
d	Vier verwyderings per weekdag per drom/ Four removals per weekday per bin	1 008,70	1 069,57	160,43	1 230,00	6,03
e	Vyf verwyderings per weekdag per drom/ Five removals per weekday per bin	1 260,87	1 336,96	200,54	1 537,50	6,03
	Saterdag/Saturday					
f	Per verwydering per drom / Removal per bin	375,00	397,83	59,67	457,50	6,09
	Sondag/Sundays					
g	Per verwydering per drom / Removal per bin	500,00	530,43	79,57	610,00	6,09
Nota/Note	<i>240L wiel drom = 1 drom/ 240L wheeliebin = 1 drum</i> <i>770L wiel drom = 3 dromme/ 770L wheeliebin = 3 drums</i> <i>Slegs dromme verskaf deur BVM sal verwyder word</i> <i>Only drums supplied by BVM will be removed</i>					

TARIEWE VIR DIE JAAR / TARIFFS FOR THE YEAR - Proposed
1 JULIE 2019 TOT 30 JUNIE 2020 / 1 JULY 2019 TO 30 JUNE 2020

	BESKRYWING / DESCRIPTION	2018/2019 Exc. Vat R.cc	2019/2020 Exc. Vat R.cc	2019/2020 VAT R.cc	2019/2020 Incl. Vat R.cc	% change
3.5	Kommersieël 2 / Commercial 2 <i>Tuisnywerhede en besighede wat vanaf 'n woning bedryf word.</i> <i>Die sonering van hierdie erwe bly onveranderd, maar vergunningsgebruik word toegestaan</i> <i>Slegs een verwydering per week.</i> (weeklikse verwyderings) / maand (weekly removals)/ annually	213,04 2 556,52	226,09 2 713,04	33,91 406,96	260,00 3 120,00	6,12 6,12
Nota/Note	240L wieldrom = 1 drom/ 240L wheeliebin = 1 drum 770L wieldrom = 3 dromme/ 770L wheeliebin = 3 drums Slegs dromme verskaf deur BVM sal verwyder word Only drums supplied by BVM will be removed					
3.6	Spesiale verwyderings oor naweke/ Special removals on weekends Per wieldrom/ Per weeliebin Per 240L Minimum (6 wieldromme) Per 770L Minimum (2 wieldromme)	395,65 2 368,70 1 185,22 2 368,70	421,74 2 513,04 1 256,52 2 513,04	63,26 376,96 188,48 376,96	485,00 2 890,00 1 445,00 2 890,00	6,59 6,09 6,02 6,09
3.7	Sportklubs; Opvoedkundig (kleuterskole, skole en kolleges); Inrigtings en Ouetehuise; Kerke // Sport clubs; Educational (creche's, schools and colleges); Institutions and Old Age Homes; Churches					
3.7.1	(Jaarliks/Annual)					
	Mondays to Fridays					
a	Een verwydering per weekdag per drom/ One removal per weekday per bin	1 113,04	1 186,96	178,04	1 365,00	6,64
b	Twee verwyderings per weekdag per drom/ Two removals per weekday per bin	2226,09	2 360,87	354,13	2 715,00	6,05
c	Drie verwyderings per weekdag per drom/ Three removals per weekday per bin	3339,13	3 547,83	532,17	4 080,00	6,25
d	Vier verwyderings per weekdag per drom/ Four removals per weekday per bin	4452,17	4 721,74	708,26	5 430,00	6,05
e	Vyf verwyderings per weekdag per drom/ Five removals per weekday per bin	5565,22	5 906,09	885,91	6 792,00	6,13
	Saterdag/Saturday					
f	Per verwydering per drom / Removal per bin	1 652,17	1 758,26	263,74	2 022,00	6,42
	Sondae/Sundays					
g	Per verwydering per drom / Removal per bin	2 208,70	2 347,83	352,17	2 700,00	6,30
3.7.2	Maandeliks/Monthly					
	Mondays to Fridays					
a	Een verwydering per week per drom/ One removal per week per bin	92,75	98,91	14,84	113,75	6,64
b	Twee verwyderings per week per drom/ Two removals per week per bin	185,51	196,74	29,51	226,25	6,05
c	Drie verwyderings per week per drom/ Three removals per week per bin	278,26	295,65	44,35	340,00	6,25
d	Vier verwyderings per week per drom/ Four removals per week per bin	371,01	393,48	59,02	452,50	6,05
e	Vyf verwyderings per week per drom/ Five removals per week per bin	463,77	492,17	73,83	566,00	6,12
	Saterdag/Saturday					
f	Per verwydering per drom / Removal per bin	137,68	146,52	21,98	168,50	6,42
	Sondae/Sundays					
g	Per verwydering per drom / Removal per bin	184,06	195,65	29,35	225,00	6,30
Note/Nota	Per 240L drom of 3 X swart sakke					
3.8	Munisipaal (departementeel) Jaarliks / Municipal (departmental) Annually	1 995,65	2 115,65	317,35	2 433,00	6,01
3.9	Availability Charges (Per maand/Per month)					
a	Residential	78,26	86,96	13,04	100,00	11,11
b	Commercial	173,91	186,96	28,04	215,00	7,50
3.1	Vervanging van wieldrom(me)/Replacement of wheeliebin(s)					
3.10.1	240L wieldrom/wheeliebin					
a	240L				Cost + 15%	
b	Eerste wieldrom/First wheeliebin				Free	
3.10.2	770L wieldrom/wheeliebin					
a	770L				Cost + 15%	
b	Eerste wieldrom/First wheeliebin				Free	

TARIEWE VIR DIE JAAR / TARIFFS FOR THE YEAR - Proposed
1 JULIE 2019 TOT 30 JUNIE 2020 / 1 JULY 2019 TO 30 JUNE 2020

BESKRYWING / DESCRIPTION		2018/2019 Exc. Vat R.cc	2019/2020 Exc. Vat R.cc	2019/2020 VAT R.cc	2019/2020 Incl. Vat R.cc	% change							
3.11	TUIN- EN SPESIALE VULLIS												
3.11.1	Special Events solid waste												
a	Per Collection per bin:(240 l)	247,83	265,22	39,78	305,00	7,02							
b	Per Collection per bin : (770L)	743,48	791,30	118,70	910,00	6,43							
3.11.2	35 m Bak												
a	Huur per dag/Rent per day	182,61	195,65	29,35	225,00	7,14							
b	Verwyder (afhaal) van bak	978,26	1 039,13	155,87	1 195,00	6,22							
3.11.3	Tuinvullis / Garden refuse												
	4 ton vragmotor / 4 tonne truck (Laai en verwydering // Loading and removal)												
a	Vragmotor per vrag of gedeelte / Truck per load or part 4 ton vragmotor / 4 tonne truck	405,22	430,43	64,57	495,00	6,22							
3.12	SWART VULLISSAKKE/BLACK REFUSE BAGS												
a	SALES OF REFUSE BAGS Black Refuse bags				Cost + 15%								
3.13	GENERAL WASTE DELIVERED TO LANDFILL SITE AND TRANSFER STATIONS WITHIN BVM												
3.13.1	Residents of residential properties												
	Disposal of general waste 1 x 1m3 (bakkie / trailer) load per month <i>(Must show either latest municipal account or coupon provided)</i>	Free	Free										
Nota/Note													
3.13.2													
a	Clean Builders Rubble (No iron, plastic, wood, cement bags)												
b	Clean grass, leaves or branches cut to 30cm pieces												
3.13.3	Any mixed loads of waste based on the tonnage of vehicle												
	TIPPE VOERTUIG												
	<table border="1" style="width: 100%; border-collapse: collapse;"> <tr> <td style="width: 25%; text-align: center;">A  0 - 0,5 Ton</td> <td style="width: 25%; text-align: center;">C  > 1 - 3 Ton</td> <td style="width: 25%; text-align: center;">E  > 5 - 10 Ton</td> <td style="width: 25%; text-align: center;">G </td> </tr> <tr> <td style="text-align: center;">B  > 0,5 - 1 Ton</td> <td style="text-align: center;">D  > 3 - 5 Ton</td> <td style="text-align: center;">F  > 10 Ton</td> <td style="text-align: center;">In ooreenstemming met voertuig</td> </tr> </table>	A  0 - 0,5 Ton	C  > 1 - 3 Ton	E  > 5 - 10 Ton	G 	B  > 0,5 - 1 Ton	D  > 3 - 5 Ton	F  > 10 Ton	In ooreenstemming met voertuig				
A  0 - 0,5 Ton	C  > 1 - 3 Ton	E  > 5 - 10 Ton	G 										
B  > 0,5 - 1 Ton	D  > 3 - 5 Ton	F  > 10 Ton	In ooreenstemming met voertuig										
a.	0-0.5T or venter trailer	88,70	95,65	14,35	110,00	7,84							
b.	0,5 - 1T	177,39	191,30	28,70	220,00	7,84							
c.	1 - 3T	520,87	552,17	82,83	635,00	6,01							
d.	3 - 5T	865,22	917,39	137,61	1 055,00	6,03							
e.	5 - 7T	1209,57	1 282,61	192,39	1 475,00	6,04							
f.	7 - 10T	1725,22	1 830,43	274,57	2 105,00	6,10							
g.	987FGR												

TARIEWE VIR DIE JAAR / TARIFFS FOR THE YEAR - Proposed
1 JULIE 2019 TOT 30 JUNIE 2020 / 1 JULY 2019 TO 30 JUNE 2020

BESKRYWING / DESCRIPTION		2018/2019 Exc. Vat R.cc	2019/2020 Exc. Vat R.cc	2019/2020 VAT R.cc	2019/2020 Incl. Vat R.cc	% change
4	RIOLERING / SEWERAGE <i>Betaalbaar deur geregistreerde eienaar</i> <i>Payable by registered owner.</i>					
4.1	Residensieël/ Residential <i>Per huishouding/Per household</i>					
a	Per maand//Per month	260,87	278,26	41,74	320,00	6,67
a	Annual/Jaarliks	3 130,43	3 339,13	500,87	3 840,00	6,67
Nota/Note Per erf/wooneenheid/aansluiting water ookal die meeste is - Including flats						
1. <i>Ingesluit DBV en Woonstelle (per woonstel) // Including SPCA and flats (per flat).</i>						
2. <i>Uitgesluit woonpersele waar tuisnywerhede of beroeps-beoefening plaasvind // Excluding residential homes used for home industries or career practices.</i>						
3. <i>Addisionele elek meter = addisionele wooneenheid, tensy bewys kan word dat dit nie vir huishouding doeleindes gebruik word nie.</i>						
4.1.1	Deernis Korting / Indigent Rebate <i>Waar die totale huishoudelike (eienaar & eggenoot) inkomste per maand is:</i> <i>Where the total household (Owner and spouse) revenue per month is:</i>					
a	<i>Pensionarisse/Pensioners/Ongeskik/Disability // Child-headed households</i> <i>R 0 - R 4 500 (Government pension)(Pensioners 60 years and older)</i>				100%	
b	<i>Algemeen/General</i> <i>R 0 - R 4 500</i>				50%	
4.2	Woonpersele waar tuisnywerhede of beroepsbeoefening plaasvind / Residential homes used for home industries or career practices					
a	Monthly	286,96	304,35	45,65	350,00	6,06
4.3	Kommersieël / Commercial <i>(Maandeliks per aansluiting // Monthly per connection)</i> Per kiloliter water verbruik / Per kiloliter water consumed Per kiloliter water verbruik / Per kiloliter water consumed plus the Industrial/Commercial Effluent Treatment Cost					
Added to the Commercial Tariff below for the disposal of domestic sewage to sewer there is a need to add a Industrial/Commercial Effluent Treatment cost for high concentration substances as listed in the Discharge Admission Limit Schedule						
The Industrial Effluent Treatment Cost Formula for Industrial Effluent, Commercial Effluent, Tanker effluent and chemical toilets is: <u>Industrial/Commercial Effluent Treatment Cost = (V ind x TC) X SC (per parameter exceeding)</u> V ind is the Industrial/Commercial Effluent volume (metered, % of water use or tanker volume) TC is the Industrial/Commercial Effluent Disposal Tariff for industries, tankers and chemical toilets (4.10) SC is the surcharge per parameter exceeding the Discharge Admission Limits Schedule The Surcharge tariff formula is: SF = (X-L)/L (exceeding parameter) + (X-L)/L (exceeding parameter) +(X-L)/L (exceedingparameter)... where "X" is the monthly average concentration analysed of one or more of the parameters exceeding the Discharge Admission Limits Schedule "L" is the concentration LIMIT Value applicable for that particular parameter as per the Discharge Admission Limits Schedule obtainable from BVM Water Services (Annexure)						
		5,02	5,33	0,80	6,12	6,00

TARIEWE VIR DIE JAAR / TARIFFS FOR THE YEAR - Proposed
1 JULIE 2019 TOT 30 JUNIE 2020 / 1 JULY 2019 TO 30 JUNE 2020

BESKRYWING / DESCRIPTION		2018/2019 Exc. Vat R.cc	2019/2020 Exc. Vat R.cc	2019/2020 VAT R.cc	2019/2020 Incl. Vat R.cc	% change
	FEE BASED ON WATER CONSUMPTION / FOOI VOLGENS WATER VERBRUIK					
a	Per kiloliter water consumed for first 800 kl / Per kiloliter water verbruik vir eerste 800 kl	9,90	10,50	1,57	12,07	6,00
b	Per kiloliter water consumed formore than 800 kl / Per kiloliter water verbruik vir meer as 800 kl	5,96	6,31	0,95	7,26	6,00
	Tot 'n maksimum van/To a maximum of 2500 kiloliter/kiloitre (Volgens dieselfde maand waarvoor wateraanslag gehef word // For the same month in which water bill is raised) (Volgens dieselfde maand waarvoor wateraanslag gehef word // For the same month in which water bill is raised)					
	MINIMUM FEE / MINIMUM FOUIE					
c	For premises with building size smaller than 36 m ² / Persele met beboude area kleiner as 36 m ²	300,00	321,74	48,26	370,00	7,25
d	Ander / Other	1 234,78	1 313,04	196,96	1 510,00	6,34
4.4	Opvoedkundig: kleuterskole en dagsorg fasiliteite/ Educational (creches and Day Care Facilities)					
a	Maandeliks per aansluiting / Monthly per connection	99,13	105,22	15,78	121,00	6,14
4.5	Opvoedkundig (skole en kolleges / Universiteite Educational (schools and colleges & Universities)					
a	Maandeliks per aansluiting / Monthly per connection	1 234,78	1 313,04	196,96	1 510,00	6,34

TARIEWE VIR DIE JAAR / TARIFFS FOR THE YEAR - Proposed
1 JULIE 2019 TOT 30 JUNIE 2020 / 1 JULY 2019 TO 30 JUNE 2020

	BESKRYWING / DESCRIPTION	2018/2019 Exc. Vat R.cc	2019/2020 Exc. Vat R.cc	2019/2020 VAT R.cc	2019/2020 Incl. Vat R.cc	% change
4.6	Sportklubs / Sportclubs					
b	Sportclubs Maandeliks per aansluiting / Monthly per connection	99,13	105,22	15,78	121,00	6,14
4.7	Kerke; Plek van aanbidding; Inrigtings en Ouete huise / Churches; Places of worship; Institutions and Old Age Homes <i>(Sluit pastorie in indien op dieselfde perseel as die kerk // Includes rectory if on same erf as the church)</i>					
a	Maandeliks per aansluiting / Monthly per connection	99,13	105,22	15,78	121,00	6,14
4.8	Munisipaal (departementeel) / Municipal (departmental)					
a	Maandeliks per aansluiting / Monthly per connection	99,13	105,22	15,78	121,00	6,14
4.9	Beskikbaarheidsgelde					
	Maandeliks per / Monthly per erf					
a	Residential	195,65	208,70	31,30	240,00	6,67
b	Commercial	595,65	634,78	95,22	730,00	6,57
4.10	NYWERHEIDSAFLOOP / INDUSTRIAL EFFLUENT					
	Industrial/Commercial Effluent Disposal Tariff for industries, commercial enterprises, tankers and chemical toilets (TC) See 4.3 for the formula	5,02	5,32	0,80	6,12	6,00
4.11	SUIGTENK VERVOER DIENS / SEWER TANKER TRANSPORT SERVICE <i>(Erwe met stortingsputte // Erven with conservancy tanks)</i> Conservancy tank collections will be charged sewer tanker service plus treatment cost according to the Industrial/Commercial Effluent Tariff in 4.10 and 4.3					
4.11.1	Huishoudelik en Skole / Residential and Schools					
a	Jaarliks / Annually	1 539,13	1 669,57	250,43	1 920,00	8,47
b	Maandeliks / Monthly <i>(Een verwydering per maand word ingesluit)</i> <i>(One removal per month per conservancy tank is included)</i>	128,26	139,13	20,87	160,00	8,47
c	Addisionele verwydering (Per verwydering) / Additional removal (Per removal) In werksure / In working hours	126,09	134,78	20,22	155,00	6,90
d	Na-ure / After hours	195,65	208,70	31,30	240,00	6,67
4.11.2	Besighede /Plase/privaat woonstelle met stortings-putte/ Businesses					
a	Jaarliks / Annually	2 347,83	2 504,35	375,65	2 880,00	6,00
b	Maandeliks / Monthly <i>(Een verwydering per maand word ingesluit)</i> <i>(One removal per month per conservancy tank is included)</i>	195,65	208,70	31,30	240,00	6,00
c	Addisionele verwydering (Per verwydering) / Additional removal (Per removal) In werksure / In working hours	195,65	208,70	31,30	240,00	6,67
d	Na-ure / After hours	300,00	321,74	48,26	370,00	7,25
4.11.3	Vervoer/Transport					
a	Binne ou Munisipale dorpsgrense			Gratis/Free	Gratis/Free	
b	Per km(gemeet vanaf waar die betrokke dorpsgrens oorgesteek word)	20,00	21,74	3,26	25,00	8,70
Nota/Note	<i>'n Riolsuig-eenheid word beskou as 'n 5000l(5ml) tenkwa.'n Halftenk kan ook gehef word teen 60% van 'n voltenk-tarief</i>					
4.11.4	Treated effluent	5,02	5,32	0,80	6,12	6,00
4.11.5	Effluent discharge by tanker and chemical toilets <i>Surgecharge applicable to conservancy tank owner/department according to actual COD not tanker contractor</i>	5,02	5,32	0,80	6,12	6,00
4.11.6	Compost (when available) <i>Self collecting and loading at Worcester Wastewater Treatment Works</i>	250,00	265,22	39,78	305,00	6,09

TARIEWE VIR DIE JAAR / TARIFFS FOR THE YEAR - Proposed
1 JULIE 2019 TOT 30 JUNIE 2020 / 1 JULY 2019 TO 30 JUNE 2020

	BESKRYWING / DESCRIPTION	2018/2019 Exc. Vat R.cc	2019/2020 Exc. Vat R.cc	2019/2020 VAT R.cc	2019/2020 Incl. Vat R.cc	% change
4.12	AANSLUITINGSFOOIE / CONNECTION FEES					
4.12.1	Aanwysing van aansluitingspunt / Showing of connection point	495,65	526,09	78,91	605,00	6,14
4.12.2	Nuwe Aansluitings/New Connections					
a	Gedienste erwe / Serviced erven <i>(Slegs aansluiting op erf // Connection on erf only)</i>	3 165,22	3 356,52	503,48	3 860,00	6,04
4.12.3	Gedienste erwe (Skema Wonings)/ Serviced erven (Scheme Dwellings)					
a	100 mm (4") Deursnee /	2 473,91	2 626,09	393,91	3 020,00	6,15
b		3 208,70	3 404,35	510,65	3 915,00	6,10
	<i>Nota/Note Houses sold in subsidy schelling schemes</i>					
4.12.4	Ongedienste erwe / Unserviced erven <i>(Indien hoekdiens beskikbaar // If corner service available)</i>					
a	100 mm (4") Deursnee /	9 869,57	10 465,22	1 569,78	12 035,00	6,04
b	150 mm (6") Deursnee /	12 834,78	13 608,70	2 041,30	15 650,00	6,03
4.12.5	Munisipale Erwe reeds Gediens / Serviced erven <i>(Indien hoekdiens beskikbaar // If corner service available)</i>					
a	100 mm (4") Deursnee /	4 930,43	5 230,43	784,57	6 015,00	6,08
b	150 mm (6") Deursnee /	6 417,39	6 804,35	1 020,65	7 825,00	6,03
4.13	OOPMAAK VAN RIOLE / OPENING OF SEWERS <i>(Per uur / hour)</i>					
4.13.1	Meganiese toerusting / Mechanical equipment					
a	In werksure / In working hours	986,96	1 047,83	157,17	1 205,00	6,17
b	Na-ure / After hours	1 486,96	1 578,26	236,74	1 815,00	6,14
4.14	RIOOL INSPEKSIES / SEWERAGE INSPECTIONS <i>(Per uur / hour)</i>					
a	In werksure / In working hours	495,65	526,09	78,91	605,00	6,14
b	Na-ure / After hours	747,83	795,65	119,35	915,00	6,40
c	Munisipale skema huise/woonstelle Municipal scheme houses/flats	247,83	265,22	39,78	305,00	7,02
4.15	Laboratory Services Analysis cost for different types of samples (grouped in a package) Different parameters are analyzed based on the type of sample collected					
	Description/Parameter for analysis					
a	Wastewater / Sewage	934,78	991,30	148,70	1 140,00	6,05
b	Water	845,22	900,00	135,00	1 035,00	6,48
c	Boreholes	1 113,04	1 182,61	177,39	1 360,00	6,25
d	Borehole (leachate)	800,00	852,17	127,83	980,00	6,52
e	Swimming Pools	444,35	473,91	71,09	545,00	6,65
f	Sampling per km	4,44	4,71	0,71	5,42	6,07

TARIEWE VIR DIE JAAR / TARIFFS FOR THE YEAR - Proposed
1 JULIE 2019 TOT 30 JUNIE 2020 / 1 JULY 2019 TO 30 JUNE 2020

BESKRYWING / DESCRIPTION		2018/2019	2019/2020	% change
		R.cc	R.cc	
5.1	EIENDOMSBELASTING / ASSESSMENT RATES			
5.1.1	Residential (All properties up to the first R85 000 will be rabated)	0,008278	0,008775	6,00
5.1.2	Business and Commercial	0,016556	0,017550	6,00
5.1.3	Industrial Property	0,016556	0,017550	6,00
5.1.4	Agricultural	0,001350	0,001685	24,87
5.1.5	Public service purpose property	0,016556	0,017550	6,00
5.1.6	Mining Properties	0,016556	0,017550	6,00
5.1.7	Vacant Residential	0,008278	0,008775	6,00
5.1.8	Vacant Business	0,016556	0,017550	6,00
5.1.9	Multiple Use (Category and rate as per above)			
5.1.10	Public Service Infrastructure	0,002070	0,002194	6,02
5.1.10	Public Benefit Organisation property	0,002070	0,002194	6,02
	<i>Algemene koers is op die markwaarde van belasbare eiendom</i>			
Nota/Note	<i>volgens die <u>kategorie op die</u> waardasie rol insluitend enige aanvullende waardasies vir die finansiële jaar soos aangetoon / General rate on the market value of rateable property, for the financial year as indicated, as <u>per category shown</u> on the valuation rolls and supplementary valuations for the said period</i>			
	<i>Agricultural property rate will be charged on properties used for bona-fida agricultural purpose.</i>			
5.2	KORTING / REBATE			
5.2.1	Residentia/ Residentieel			
	<i>Waar die totale huishoudelike (eienaar & eggenoot) inkomste per maand is:</i>			
	<i>Where the total household (Owner and spouse) revenue per month is:</i>			
a	<i>Pensionarisse/Pensioners/Ongeskik/Disability // Child-headed households R 0 - R 4 500 (Government pension)(Pensioners 60 years and older)</i>	100%	100%	
b	<i>Algemeen/General R 0 - R 4 500</i>	50%	50%	
c	<i>Maximum property value which qualifies for the rebate (tariff 5.3.1 a & b): Maksimum eiendom waarde wat vir die korting kwalifiseer (tarief 5.3.1 a & b):</i>	150 000	150 000	
d	<i>Senior Citizens (Age 70 and above in the financial year, and who do not qualify for tariff 5.3.1 a & b)</i>	150 000	150 000	
Nota/Note	<i>These rebates are applicable to tariff 5.1.1</i>			
5.2.2	Eienaars van Nasionale gedenkwaardighede: Owners of National monuments:			
a	<i>Properties used for residential purposes,</i>	20,00%	20,00%	
b	<i>Properties open to the public and not operated for personal gain</i>	70,00%	70,00%	
c	<i>Properties used for commercial and businesses</i>	20,00%	20,00%	
d	<i>Aansoekfooi/Application fee:</i>	125,00	125,00	
5.2.3	Welsynsorganisasies: Welfare organisations:	100,00%	100,00%	
a	<i>Aansoekfooi/Application fee:</i>	None	None	
5.2.4	Kerke/Churches/Religious organisations:	100,00%	100,00%	
	<i>betrekking het moet deur die aansoeker/s na behore in</i>			
5.2.5	Skole op Privaateiendom/Schools on Private Property	20,00%	20,00%	
5.2.6	Munisipale Eiendom en Munisipale Verhuurde Wooneenhede:	Exempt	Exempt	
5.2.7	Cemeteries/Kerkhove	100,00%	100,00%	
5.3	Special Rating Area			
5.3.1	Worcester Improvement District (Vat Exclusive Amount)- VAT calculated as per legislation	0,001735	0,001840	6,03
Nota/Note	<i>Volle heffings moet gemaak en die betrokke kortings moet as uitgawe, teen die betrokke kortingspos gedebiteer word.</i>			

TARIEWE VIR DIE JAAR / TARIFFS FOR THE YEAR - Proposed
1 JULIE 2019 TOT 30 JUNIE 2020 / 1 JULY 2019 TO 30 JUNE 2020

	BESKRYWING / DESCRIPTION	2018/2019 Exc. Vat R.cc	2019/2020 Exc. Vat R.cc	2019/2020 VAT R.cc	2019/2020 Incl. Vat R.cc	% change
6	FINANCE/FINANSIES					
6.1	VERSKAF VAN INLIGTING / SUPPLY OF INFORMATION					
6.1.1	Waardasie sertifikaat / Valuation certificate	217,39	230,43	34,57	265,00	6,00
Note/Note	<i>Vir pensioen aansoeke by Provinsiale Regering</i>				Gratis/Free	
6.1.2	Uitklaringertifikaat (Indien verlenging verlang word, die bedrag slegs eenmalig gehê word.)					
	Per Hand	434,78	521,74	78,26	600,00	20,00
	Elektronies	152,17	165,22	24,78	190,00	8,57
6.1.3	Waardasierol per inskrywing / Valuation roll per entry	0,51	0,54	0,08	0,62	6,00
6.1.4	Enige ander inligting / Any other information					
a	Met hand voorberei per uur / Manually prepared per hour	543,48	576,09	86,41	662,50	6,00
	Elektronies per minuut (rekenaartyd) /					
b	Electronic per minute (computer time)	83,69	88,78	13,32	102,10	6,08
c	Enige ander inligting / Any other information	304,35	322,61	48,39	371,00	6,00
6.2	WAARDASIES / VALUATIONS					
6.2.1	Waardasie inligting per erf/waardasie (nie sertifikaat nie) /					
	Valuation information per erf/valuation (not certificate)	208,70	221,74	33,26	255,00	6,25
6.2.2	Voorsiening van Redes [Artikel 53 (2)] vir waardasie per erf					
	Furnishing of Reasons [Section 53 (2)] for valuation per erf	191,30	203,47	30,52	234,00	6,36
6.2.3	Herwaardasie op versoek, per versoek, per eiendom					
	Re-valuation on request, per request, per property					
a	Dorpsgebied/Town	200,00	213,04	31,96	245,00	6,52
b	Landbou gebied/Agricultural area	493,56	530,44	79,57	610,00	7,47
6.3	KREDIETBEHEER / CREDIT CONTROL					
6.3.1	Interest on arrears					
					Prime rate plus 1% per month	
6.3.2	Aanmanings/Reminders:					
a	Per telefoonoproep / Per telephone call	30,87	33,04	4,96	38,00	7,04
b	Per SMS / Per SMS	20,44	21,74	3,26	25,00	6,38
c	Per e-pos / Per e-mail	30,69	33,05	4,96	38,00	7,67
d	Registered letter of demand in terms of section 56					
d.1	Claim does not exceed maximum jurisdictional amount				Magistrates Court's Tariffs)	
d.2	Claim exceeds the maximum jurisdictional amount				Magistrates Court's Tariffs)	
6.3.3	Opsporings/Tracing Fee				Magistrates Court's Tariffs)	
Note/nota	<i>Debt amount not less than R 411.54</i>					
6.3.4	Summonses					
a	Claim does not exceed R 7 000				Magistrates Court's Tariffs)	
b	Claim exceeds R 7 000 but does not exceed R 50 000				Magistrates Court's Tariffs)	
c	Claim exceeds R 50 000 but does not exceed the maximum jurisdictional amount				Magistrates Court's Tariffs)	
	Claim exceeds maximum jurisdictional amount and the process is issued out of a magistrates's court for a regional division or when the matter is in respect of a cause of action in terms of section 29(1B)(a)				Magistrates Court's Tariffs)	
6.3.5	Court Trials: If Council not employed					
a	Per quarter of an hour				Magistrates Court's Tariffs)	
Note/Nota	<i>As stipulated by the Rules Board for Courts of Law</i>					

TARIEWE VIR DIE JAAR / TARIFFS FOR THE YEAR - Proposed
1 JULIE 2019 TOT 30 JUNIE 2020 / 1 JULY 2019 TO 30 JUNE 2020

	BESKRYWING / DESCRIPTION	2018/2019 Exc. Vat R.cc	2019/2020 Exc. Vat R.cc	2019/2020 VAT R.cc	2019/2020 Incl. Vat R.cc	% change
6.3.6	Judgements					
a	Claim does not exceed R 7 000			Magistrates Court's Tariffs)		
b	Claim exceeds R 7 000 but does not exceed R 50 000			Magistrates Court's Tariffs)		
c	Claim exceeds R 50 000 but does not exceed the maximum jurisdictional amount			Magistrates Court's Tariffs)		
d	Claim exceeds maximum jurisdictional amount and the process is issued out of a magistrates's court for a regional division or when the matter is in respect of a cause of action in terms of section 29(1B)(a)			Magistrates Court's Tariffs)		
6.3.7	Garnishee Orders			Magistrates Court's Tariffs)		
6.3.8	Sales in Execution					
a	Issue of warrant of execution, ejection, and delivery up of possession			Magistrates Court's Tariffs)		
b	For each reissue thereof			Magistrates Court's Tariffs)		
c	Inclusive fee for work done in connection with releasing of immovable property attached			Magistrates Court's Tariffs)		
d	Inclusive fee for work done in connection with sale in execution of immovable property only(excluding work in respect of which fees are already provided for elsewhere and the drawing up of the conditions of sale)			Magistrates Court's Tariffs)		
e	Drawing up notice of sale in terms of rule 41(8) or rule 43(6), or conditions of sale in terms of rule 43(7)			Magistrates Court's Tariffs)		
f	For all other work done and papers and documents supplied to the sheriff in connection with a sale in execution of movable property, an inclusive fee of			Magistrates Court's Tariffs)		
g	Security for restitution, where necessary			Magistrates Court's Tariffs)		
6.3.9	Illegal connection after disconnection for non payment	739,13	791,30	118,70	910,00	7,06
6.3.10	Block /restriction of pre-paid meter	195,65	208,70	31,30	240,00	6,67
6.3.11	Disconnection of conventional meter <i>Indien verhoed word dat konvensionele meter gesny word sal kostes nog steeds gehel word</i>	391,30	417,39	62,61	480,00	6,67
Nota/Note						
6.3.12	Reconnection of conventional meter <i>Indien verhoed word dat konvensionele meter gesny word sal kostes nog steeds gehel word</i>	391,30	417,39	62,61	480,00	6,67
Nota/Note						
6.3.13	Na-ure uitroep/After hours call-out			Magistrates Court's Tariffs)		
6.3.14	Registered letter forwarded to debtor in terms of section 57(1) or (3) or section 58(2), including copies			Magistrates Court's Tariffs)		
	Claim does not exceed the maimum jurisdictional amount			Magistrates Court's Tariffs)		
	Claim exceeds maximum jurisdictional amount and the process is issued out of a magistrates's court for a regional division or when the matter is in respect of a cause of action in terms of section 29(1B)(a)			Magistrates Court's Tariffs)		
6.3.15	Erkenning van skuld en onderneming om skuld ingevolge artikel 57 of artikel 58 van die Wet op Landdroshowe, 1944 (Wet 32 van 1944), soos gewysig, te betaal: Claim does not exceed the maximum jurisdictional amount Claim exceeds maximum jurisdictional amount and the process is issued out of a magistrates's court for a regional division or when the matter is in respect of a cause of action in terms of section 29(1B)(a)			Magistrates Court's Tariffs)		
6.3.16	Drawing up pleadings			Magistrates Court's Tariffs)		
6.3.17	Emoluments attachment order (Form 38)			Magistrates Court's Tariffs)		
6.3.18	Drawing of documents (not pleadings) <u>per folio</u> , eg. Affidavits, orders, applications, subpoena and notices			Magistrates Court's Tariffs)		
6.3.19	Necessary service			Magistrates Court's Tariffs)		
6.3.20	Perusal per folio			Magistrates Court's Tariffs)		

TARIEWE VIR DIE JAAR / TARIFFS FOR THE YEAR - Proposed
1 JULIE 2019 TOT 30 JUNIE 2020 / 1 JULY 2019 TO 30 JUNE 2020

	BESKRYWING / DESCRIPTION	2018/2019 Exc. Vat R.cc	2019/2020 Exc. Vat R.cc	2019/2020 VAT R.cc	2019/2020 Incl. Vat R.cc	% change
6.3.21	Copying per page	3,57	3,78	0,57	4,35	6,00
6.3.22	Court hearings Section 65 hearings			Magistrates Court's Tariffs)		
6.4	SUPPLY CHAIN MANAGEMENT					
a	Tender Documents	200,00	200,00	30,00	230,00	0,00
6.5	GEDISHONOREERDE TJEK/ELEKTRONIES AFTREK ORDERS (ACB)					
a	Per Tjek/ACB Plus Bankkoste volgens Bankaanslag.	217,39	230,43	34,57	265,00	6,00
Nota/Note	<i>Cashiers responsible for the cost of the following dishonoured cheques</i> 1. <i>Unsigned cheque</i> 2. <i>No Beneficiary</i> 3. <i>Cheque altered in any way</i> 4. <i>Stale-dated cheques</i> 5. <i>Amount in words and figures not the same</i> 6. <i>No Credit Control Costs on arrears which are R200.00 and less.</i>					

TARIEWE VIR DIE JAAR / TARIFFS FOR THE YEAR - Proposed
1 JULIE 2019 TOT 30 JUNIE 2020 / 1 JULY 2019 TO 30 JUNE 2020

	BESKRYWING / DESCRIPTION	2018/2019 Exc. Vat R.cc	2019/2020 Exc. Vat R.cc	2019/2020 VAT R.cc	2019/2020 Incl. Vat R.cc	% change
7	BRAND & REDDINGSDIENSTE / FIRE & RESCUE SERVICE Binne Munisipale Gebied / Within Municipal Area BRANDE / FIRES					
	OPERATION DIVISION					
7.1	Uitroepgelde / Call Out Fees					
a	Diensvoertuig / Service Vehicle	205,22	221,74	33,26	255,00	8,05
b	Noodvoertuig / Specialist Emergency Vehicle	619,13	656,52	98,48	755,00	6,04
c	Motorpomp / Engine Pumper (per item)	619,13	656,52	98,48	755,00	6,04
d	Hidrouliese Platform / Hydraulic Platform	894,78	952,17	142,83	1 095,00	6,41
7.2	Gelde per kilometer / Fees per kilometer					
a	Diensvoertuig / Service Vehicle	6,09	6,96	1,04	8,00	14,29
b	Noodvoertuig / Specialist Emergency Vehicle	6,96	7,83	1,17	9,00	12,50
c	Motorpomp / Engine Pumper (per item)	7,83	8,70	1,30	10,00	11,11
d	Hidrouliese Platform / Hydraulic Platform	9,57	10,43	1,57	12,00	9,09
7.3	Gelde per uur of gedeelte daarvan / Fees per hour or part thereof					
a	Diensvoertuig / Service Vehicle	37,39	40,00	6,00	46,00	6,98
b	Noodvoertuig / Specialist Emergency Vehicle	173,04	186,96	28,04	215,00	8,04
c	Motorpomp / Engine Pumper (per item)	330,43	352,17	52,83	405,00	6,58
d	Hidrouliese Platform / Hydraulic Platform	571,30	608,70	91,30	700,00	6,54
Nota/Note	<i>At Multiple Alarm Incidents, Call Out Fees will only be charged for the vehicle that works at the incident and not for vehicles that respond as part of Pre-Determined Attendances. The Kilometre Tariff will still however be applicable for all responding vehicles</i>					
7.4	Bystandgelde per uur of gedeelte daarvan / Standby fees per hour or part thereof					
a	Diensvoertuig / Service Vehicle	37,39	40,00	6,00	46,00	6,98
b	Noodvoertuig / Specialist Emergency Vehicle	252,17	269,57	40,43	310,00	6,90
c	Motorpomp / Engine Pumper (per item)	252,17	269,57	40,43	310,00	6,90
d	Hidrouliese Platform / Hydraulic Platform	279,13	300,00	45,00	345,00	7,48
7.5	Water per kiloliter as per 2.3.8					
7.6	Bemannings per uur of gedeelte daarvan /					
a	Offisier / Officer	326,96	347,83	52,17	400,00	6,38
b	Brandweerman / Firefighter	233,04	247,83	37,17	285,00	6,34
7.7	FIRE SAFETY & RISK MANAGEMENT DIVISION					
7.7.1	Event Compliance					
a	Initial Application Fee & Event Registration	1 268,70	1 347,83	202,17	1 550,00	6,24
b	per day thereafter for period of event	430,43	456,52	68,48	525,00	6,06
7.7.2	Fire Safety building Design Consultations					
a	Per Building plan	355,65	378,26	56,74	435,00	6,36
b	For Rational Design Evaluations add once off fee	378,26	404,35	60,65	465,00	6,90

TARIEWE VIR DIE JAAR / TARIFFS FOR THE YEAR - Proposed
1 JULIE 2019 TOT 30 JUNIE 2020 / 1 JULY 2019 TO 30 JUNE 2020

BESKRYWING / DESCRIPTION		2018/2019 Exc. Vat R.cc	2019/2020 Exc. Vat R.cc	2019/2020 VAT R.cc	2019/2020 Incl. Vat R.cc	% change
7.8	GEVAARHOUDENDE STOWWE/ DANGEROUS GOODS REGISTRATION (Fixed Storage)					
Nota/Note	<i>(Tariewe getoon is jaargelde en is vooruit betaalbaar // Tariffs shown are annual amounts and are payable in advance)</i>					
7.8.1	Registrasiesertifikaat / Registration certificate					
a	Uitreiking van sertifikaat/ Issuing of certificate	233,04	247,83	37,17	285,00	6,34
b	Oordrag van sertifikaat / Transfer of certificate	173,04	186,96	28,04	215,00	8,04
7.8.2	Geskikheidsertifikaat / Fitness certificate and Fire Clearances					
a	Grootmaatdepot / Bulk Depot	923,48	982,61	147,39	1 130,00	6,40
b	Droogskoonmaaklokaal / Dry Cleaning Depot	218,26	234,78	35,22	270,00	7,57
c	Spruitlokaal / Sprayroom	316,52	339,13	50,87	390,00	7,14
7.8.3	Pakkamers, tenks en enige ander perseel / Storerooms, tanks and any other premises:					
a	Tot en met 2 273 liter bergingsmaat / Up to 2 273 litres storage capacity	252,17	269,57	40,43	310,00	6,90
b	Tot en met 4 546 liter bergingsmaat / Up to 4 546 litres storage capacity	312,17	334,78	50,22	385,00	7,24
c	Tot en met 22 730 liter bergingsmaat / Up to 22 730 storage capacity	618,26	656,52	98,48	755,00	6,19
d	Meer as 22 730 liter bergingsmaat / More than 22 730 litres storage capacity	923,48	982,61	147,39	1 130,00	6,40
7.8.4	Any other Premises	252,17	269,57	40,43	310,00	6,90
7.9	GEVAARHOUDENDE STOWWE/DANGEROUS GOODS (Transport Permits)					
a	Uitreiking van sertifikaat/ Issuing of certificate	233,04	247,83	37,17	285,00	6,34
b	Oordrag van sertifikaat / Transfer of certificate	173,04	186,96	28,04	215,00	8,04
c	For Light Delivery Vehicles -up tp 3 500kg	312,17	334,78	50,22	385,00	7,24
d	For Rigid Tankers up to 20 000 litres	618,26	656,52	98,48	755,00	6,19
e	For Rigid Tankers above 20 000 litres	923,48	982,61	147,39	1 130,00	6,40
f	Up to 20 000 litres					
	For Horse	247,83	265,22	39,78	305,00	7,02
	Per Unit thereafter	618,26	656,52	98,48	755,00	6,19
g	Above 20 000 litres					
	For Horse	252,17	269,57	40,43	310,00	6,90
	Per Unit thereafter	923,48	982,61	147,39	1 130,00	6,40
7.1	TRAINING & SUPPORT SERVICE DIVISION					
7.10.1	Training Centre (unless otherwise stated, costs are per person)					
a	IFSAC Accredited Firefighter 1	5 387,83	5 713,04	856,96	6 570,00	6,04
b	IFSAC Accredited Firefighter 2	3 847,83	4 082,61	612,39	4 695,00	6,10
c	IFSAC Accredited Fire Instructor 1	4 613,04	4 891,30	733,70	5 625,00	6,03
d	IFSAC Accredited Fire Officer 1	4 613,04	4 891,30	733,70	5 625,00	6,03
e	IFSAC Accredited Hazmat Awareness	1 855,65	1 969,57	295,43	2 265,00	6,14
f	IFSAC Accredited Hazmat Operations	1 866,09	1 978,26	296,74	2 275,00	6,01
g	Full NFPA 1001 Professional Firefighter Course (incl. FF1, FF2, Hazmat Ops + Level 3 First Aid; includes SAESI application fees)					
	Note:Course Duration is five (5) months.					
	without Accommodation	12 591,30	13 347,83	2 002,17	15 350,00	6,01
	With Accommodation (shared self catering)	38 486,09	40 795,65	6 119,35	46 915,00	6,00

TARIEWE VIR DIE JAAR / TARIFFS FOR THE YEAR - Proposed
1 JULIE 2019 TOT 30 JUNIE 2020 / 1 JULY 2019 TO 30 JUNE 2020

	BESKRYWING / DESCRIPTION	2018/2019 Exc. Vat R.cc	2019/2020 Exc. Vat R.cc	2019/2020 VAT R.cc	2019/2020 Incl. Vat R.cc	% change
Nota/Note	<i>Course Duration is five (5) months. IFSAC Accredited training excludes the Curriculum Text books. Course candidates must supply their own text books or books can be supplied at extra costs Challenges for Firefighter 1 and 2 \$ Hazmat Awareness & Operations will be charged at 20% of the applicable tariff.</i>					
h	Fire Brigade Officer Development Course (4 weeks) Without Accommodation	6 225,22	6 600,00	990,00	7 590,00	6,02
	With Accommodation (shared self catering)	11 400,00	12 086,96	1 813,04	13 900,00	6,03
i	Industrial & Commercial Basic Firefighting - 1 days	620,00	660,87	99,13	760,00	6,59
j	Industrial & Commercial Advanced Firefighting - 3 days	1 160,87	1 234,78	185,22	1 420,00	6,37
k	Portable Fire Extinguisher Course - 2 hours	391,30	417,39	62,61	480,00	6,67
l	NFPA Incident Management Training for Emergency Services - 2 days	861,74	917,39	137,61	1 055,00	6,46
m	Two Week Abridged Firefighting Course for Industrial Firefighting Teams	1 428,70	1 517,39	227,61	1 745,00	6,21
7.10.2	Special Operations Training Centre (unless otherwise stated, costs are per person)					
a	NFPA 1006 Rescue Technician: Confined Space Rescue - 7 days	2 127,83	2 256,52	338,48	2 595,00	6,05
b	NFPA 1006 Rescue Technician: Trench Collapse Rescue - 10 days	4 256,52	4 513,04	676,96	5 190,00	6,03
c	NFPA 1006 Rescue Technician: Structural Collapse Rescue - 10 days	5 666,96	6 008,70	901,30	6 910,00	6,03
d	Motor Vehicle Extrication - 5 days	1 169,57	1 243,48	186,52	1 430,00	6,32
e	Hazmat for Confined Spaces for Industry - 3 days	1 428,70	1 517,39	227,61	1 745,00	6,21
Nota/Note	<i>For course prerequisites, contact Fire Department</i>					
7.11	RENTAL OF TRAINING ROOM (PER DAY)					
a	Training room only	220,00	234,78	35,22	270,00	6,72
b	Training room with kitchen facilities	290,43	308,70	46,30	355,00	6,29
7.11	RENTAL OF TRAINING ROOM (PER DAY)					
c		1 428,70	1 517,39	227,61	1 745,00	6,21
d	Special Operating Training Centre (per day)	1 428,70	1 517,39	227,61	1 745,00	6,21
7.12	REPAIRS TO EQUIPMENT/FILLING OF CYLINDERS					
a	Filling of cylinders	55,65	60,87	9,13	70,00	9,38
b	Pressure Testing of Fire Hoses (per hose)	10,90	13,04	1,96	15,00	19,62
7.13	Buite Munisipale Gebied / Outside Municipal Area					
a	Werklike koste plus / Actual cost plus persentasie van / percentage of					
b	Minimum gelykstaande aan / Minimum equal to binne tarief plus persentasie van / inside tariff plus percentage of					

TARIEWE VIR DIE JAAR / TARIFFS FOR THE YEAR - Proposed
1 JULIE 2019 TOT 30 JUNIE 2020 / 1 JULY 2019 TO 30 JUNE 2020

	BESKRYWING / DESCRIPTION	2018/2019 Exc. Vat R.cc	2019/2020 Exc. Vat R.cc	2019/2020 VAT R.cc	2019/2020 Incl. Vat R.cc	% change
7.14	Exemption from payment of fees will apply only in the following cases: Humanitarian Services; False Alarm with good intent; A Service rendered due to civil commotion, riot or natural disaster; Technical Rescues; Satisfactory proof that a vehicle was stolen and not recovered at time of incident & a service rendered in terms of a Mutual Aid agreement under Section 12 of the Fire Brigade Services Act					
7.15	<p>Extract from the Fire Brigade Services Act, Act 99 of 1987 10. Fees</p> <p>(1) A controlling authority may, subject to any condition contemplated in section 11 (2) (a), determine the fees payable by a person on whose behalf the service of the controlling authority is applied-</p> <p>(a) for the attendance of the service;</p> <p>(b) for the use of the service and equipment; or</p> <p>(c) for any material consumed.</p> <p>(2) A person on whose behalf, in the opinion of the chief fire officer concerned, a service of a controlling authority has been employed, may in writing be assessed by that chief fire officer for the payment of the fees referred to in subsection (1) or any portion thereof.</p> <p>(3) Any person who feels aggrieved by an assessment contemplated in subsection (2) may within 14 days after receipt of that assessment object in writing against that assessment as such or the amount thereof to the controlling authority concerned.</p> <p>(4) As soon as an objection contemplated in subsection (3) is received the chief executive officer of the controlling authority concerned shall without delay obtain written comment thereon from the chief fire officer and submit it together with the objection to the controlling authority, which may confirm, alter or revoke the assessment.</p> <p>(5) A certificate purporting to be signed by a chief fire officer and in which it is certified that the assessment specified therein was made under subsection (2), shall on production thereof in a court of law be prima facie proof of the amount payable by the person mentioned therein.</p>					

TARIEWE VIR DIE JAAR / TARIFFS FOR THE YEAR - Proposed
1 JULIE 2019 TOT 30 JUNIE 2020 / 1 JULY 2019 TO 30 JUNE 2020

BESKRYWING / DESCRIPTION		2018/2019 Exc. Vat R.cc	2019/2020 Exc. Vat R.cc	2019/2020 VAT R.cc	2019/2020 Incl. Vat R.cc	Rounding	% change
8	BIBLIOTEEKDIENS / LIBRARY SERVICES						
8.1	BOETES / FINES						
8.1.1	Biblioteekmateriaal / Library Material						
a	Boek / Book	3,48	3,48	0,52	4,00	4,00	0,00
b	Tydskryf / Magazine	3,48	3,48	0,52	4,00	4,00	0,00
c	Plaat of kompakskyf / Record or compact disc	3,48	3,48	0,52	4,00	4,00	0,00
d	Kasset / Cassette	3,48	3,48	0,52	4,00	4,00	0,00
e	Maksimum boete van / Maximum fine of	26,09	26,09	3,91	30,00	30,00	0,00
8.1.2	Videos/DVD's						
a	Per dag of gedeelte daarvan per item / Per day or part thereof per item	6,52	6,52	0,98	7,50	7,50	0,00
b	Maksimum boete van / Maximum fine of	51,30	51,30	7,70	59,00	59,00	0,00
Nota/Note	<i>(Per item per week of gedeelte daarvan uitstaande // Per item per week or part thereof outstanding)</i>						
8.2	Diverse Gelde / Sundry fees						
8.2.1	Besprekingsfooj per item / Booking fee per item	6,52	6,52	0,98	7,50	7,50	0,00
8.2.2	Duplikaat lenerskaart / Duplicate borrowers ticket:						
a	Handstelsel / Manually	3,48	3,48	0,49	3,97	4,00	0,00
b	Rekenaarstelsel / Computerised System	27,83	27,83	3,90	31,72	32,00	0,00
8.2.3	Tydlike leners / Temporary borrowers						
	Deposito gelykstaande aan vervangingswaarde/ Deposit equal to replacement value						
8.3	Telefoonkoste / Telephone Charges						
a	Aanmaning per oproep / Reminder per call			Scrap	Scrap		
8.4	FOTOSTATE / PHOTOCOPIES						
8.4.1	Swart en wit/Black and white						
a	A4 - Papier / Paper	0,87	0,87	0,13	1,00	1,00	0,00
b	A3 - Papier / Paper	1,74	1,74	0,26	2,00	2,00	0,00
8.4.2	Kleur fotostate/Colour photocopies						
a	A4 - Papier / Paper	7,83	7,83	1,17	9,00	9,00	0,00
b	A3 - Papier / Paper	14,78	14,78	2,22	17,00	17,00	0,00
8.5	Huur van Biblioteeksale / Rental of Library Halls						
8.5.1	WATERLOO / AVIAN PARK						
a	Saal alleen / Hall only	217,39	230,43	34,57	265,00	265,00	6,00
b	Saal met kombuisfasiliteite / Hall with kitchen facilities	308,70	326,09	48,91	375,00	375,00	5,63
c	Beskadigingsdeposito t.o.v. kombuisfasiliteite /						
8.5.2	ESSELEN						
a	Saal alleen / Hall only	217,39	230,43	34,57	265,00	265,00	6,00
8.5.3	ZWELETEMBA						
a	Saal alleen / Hall only	217,39	230,43	34,57	265,00	265,00	6,00
8.5.4	DE DOORNS						
a	Saal alleen / Hall only	217,39	230,43	34,57	265,00	265,00	6,00
8.5.5	STEENVLIET						
a	Saal alleen / Hall only	217,39	230,43	34,57	265,00	265,00	6,00

TARIEWE VIR DIE JAAR / TARIFFS FOR THE YEAR - Proposed
1 JULIE 2019 TOT 30 JUNIE 2020 / 1 JULY 2019 TO 30 JUNE 2020

BESKRYWING / DESCRIPTION		2018/2019 Exc. Vat R.cc	2019/2020 Exc. Vat R.cc	2019/2020 VAT R.cc	2018/2019 Incl. Vat R.cc	% change
9	VERKEER / TRAFFIC					
9.1	PARKEERMETERGELDE / PARKING METER FEES					
9.1.1	Binneblokparkering /					
a	Per uur / Per hour [07.00 - 17.00]	4,35	4,35	0,65	5,00	0,00
b	Per dag / Per day [07.00 - 17.00]	34,78	34,78	5,22	40,00	0,00
c	Maandkaartjie / Monthly ticket	521,74	521,74	78,26	600,00	0,00
9.1.2	Straatparkering per uur / Street parking per hour					
a	Stockenströmstraat tussen Kerk- en Russelstraat / Stockenström street between Church and Russel streets	4,35	4,35	0,65	5,00	0,00
b	Hoogstraat tussen Fairbairn- en Baringstraat / High street between Fairbairn and Baring streets	4,35	4,35	0,65	5,00	0,00
c	Hoogstraat tussen Trappes- en Baringstraat / High street between Trappes and Baring streets	4,35	4,35	0,65	5,00	0,00
d	Hoogstraat tussen Fairbairn- en Riebeeckstraat / High street between Fairbairn and Riebeeck streets	4,35	4,35	0,65	5,00	0,00
e	Ander straat gebiede / Other street areas	4,35	4,35	0,65	5,00	0,00
Nota/Note	First 15 Min free > 15 Min Max 1 Hour (Sundays and Public Holidays Excluded)					
9.2	PADTEKENS / ROADSIGNS					
9.2.1	Aansoekfooie - sluit van strate/Application Fees - closing of streets					
a	Per teken per dag / Per sign per day	147,83	156,52	23,48	180,00	5,88
b	Kerke en skole / Churches and schools	30,43	32,17	4,83	37,00	5,71
c	Ander instansies / Other institutions	217,39	230,43	34,57	265,00	6,00
	<i>Tekens moet by kantoor afgehaal en terugbesorg word // Signs must be collected and returned at office</i>					
9.3	SKUTGELDE / POUND FEES (per eenheid / per unit)					
9.3.1	Kruidenierswaentjies, Smous voorraad en mandjies					
9.3.1.1	Grocery trolleys, Hawker stock and baskets	230,43	243,48	36,52	280,00	5,66
9.3.1.2	Stoorgelde per nag / Storage fees per night	91,30	97,39	14,61	112,00	6,67
9.3.2	Voertuie / Vehicles					
9.3.2.1	Insleep / Towing					
a	hoogstens / up to 3 500 kg				Cost + 10%	
b	meer as / more than 3 500 kg				Cost + 10%	
9.3.2.2	Stoorgelde per dag / Storage fees per day	508,70	539,13	80,87	620,00	5,98
9.5	STRAAT STAANPLEKKE / STREET STANDS					
9.5.1	Informele handelaars / Informal traders (Maandeliks vooruitbetaalbaar per standplaas // Payable in advance monthly per stand)					
a	Inwoners	53,91	57,39	8,61	66,00	6,45
b	Nie-Inwoners	252,17	267,39	40,11	307,50	6,03
9.5.2	Laataand verkope / Late night shopping					
a	Inwoners	139,13	147,83	22,17	170,00	6,25
b	Nie-Inwoners	278,26	295,65	44,35	340,00	6,25
c	Kerke, Welsynorganisasies	56,52	60,00	9,00	69,00	6,15
Nota/Note	Per aand/Per night					
9.5.3	Spesiale geleenthede / Special events					
a	Inwoners	139,13	147,83	22,17	170,00	6,25
b	Nie-Inwoners	278,26	295,65	44,35	340,00	6,25
c	Kerke, Welsynorganisasies	56,52	60,00	9,00	69,00	6,15
Nota/Note	Per dag/Per day					

TARIEWE VIR DIE JAAR / TARIFFS FOR THE YEAR - Proposed
1 JULIE 2019 TOT 30 JUNIE 2020 / 1 JULY 2019 TO 30 JUNE 2020

	BESKRYWING / DESCRIPTION	2018/2019 Exc. Vat R.cc	2019/2020 Exc. Vat R.cc	2019/2020 VAT R.cc	2018/2019 Incl. Vat R.cc	% change
9.6	OPTOGTE/MARCHES					
9.6.1	Aansoekfooi/Application Fees	156,52	165,22	24,78	190,00	5,56
9.6.2	Beamptes aan diens, per uur of gedeelte daarvan, ingesluit km gereis. Officials on duty, per hour or part thereof including km travelled.					
a	Offisier/Officer (Asst. Superintendent) (<i>Normal Hours</i>)	317,39	336,52	50,48	387,00	6,03
b	Offisier/Officer (Asst. Superintendent) (After Normal hours)				Cost + 20%	
b	Patrollie Beampte/ Patrol Officer (<i>Normal Hours</i>)	252,17	267,83	40,17	308,00	6,21
b	Patrollie Beampte/ Patrol Officer (After normal hours)				Cost + 20%	
c	Verkeersopsigter/Traffic Warden (<i>Normal Hours</i>)	156,52	165,22	24,78	190,00	5,56
c	Verkeersopsigter/Traffic Warden (After normal hours)				Cost + 20%	
d	Hiring of road signs or equipment[per sign/equipment]	230,43	243,48	36,52	280,00	5,66
e	Sport / Padwedlope / Fietsry					
e	- % Vermindering op tarief 9.6.2/ % Reduction on tariff 9.6.2				25,00%	
Nota/Note	<i>Kerke, Geregistreerde Liefdadigheidsorganisasies, Nie winsgewende organisasies en Skole betaal nie die tariewe soos per 9.6.2 nie, slegs aansoekfooi soos per 9.6.1</i>					
9.7	EXEMPTION FROM PARKING PROVISIONS <i>Exemption certificate from parking provisions application[disable persons]</i>	186,96	198,26	29,74	228,00	6,05
9.8	FOTOSTATE / PHOTOCOPIES					
NEW	A4 - Papier / Paper [per sheet/copy]	1,74	1,74	0,26	2,00	0,00
9.9	Other income Duplicate of any other documentation not prescribed in Nat. Road Traffic Act.	27,83	29,57	4,43	34,00	6,25

TARIEWE VIR DIE JAAR / TARIFFS FOR THE YEAR - Proposed
1 JULIE 2019 TOT 30 JUNIE 2020 / 1 JULY 2019 TO 30 JUNE 2020

	BESKRYWING / DESCRIPTION	2018/2019 Exc. Vat R.cc	2019/2020 Exc. Vat R.cc	2019/2020 VAT R.cc	2019/2020 Incl. Vat R.cc	% change
10	SALE /HALLS					
10.1	STADSAAL / TOWN HALL					
10.1.1	DEPOSITO /DEPOSIT					
	Breëskade / Damages					
a	Algemeen	2120,00	2250,00		2 250,00	6,13
b	Besighede	5035,00	5340,00		5 340,00	6,06
c	Politieke en Publieke vergaderings / Political and Public meetings	4664,00	4950,00		4 950,00	6,13
Nota/Note	<i>Deposito betaalbaar by bespreking/Deposit payable at booking</i> Deposito's sluit nie BTW in					
10.2	HUURGELD / RENTAL FEE					
10.2.1	Algemeen/General	2 269,57	2 408,70	361,30	2 770,00	6,13
10.2.2	Welsyn + Jeug organisasie	721,74	765,22	114,78	880,00	6,02
10.2.3	Plaaslike Sportliggame	721,74	765,22	114,78	880,00	6,02
10.2.4	Plaaslike Kuns en Kultuur groepe	721,74	765,22	114,78	880,00	6,02
10.2.5	Skole	721,74	765,22	114,78	880,00	6,02
10.2.6	Kerlike Byeenkomste / Church Gatherings	986,96	1 047,83	157,17	1 205,00	6,17
10.2.7	Repetisies / Repetitions (slegs verhoog / stage only)	430,43	456,52	68,48	525,00	6,06
10.2.8	Repetisies / Repetitions (toeskouers / spectators)	565,22	600,00	90,00	690,00	6,15
10.2.9	Besighede	3 556,52	3 773,91	566,09	4 340,00	6,11
10.2.10	Politieke en Publieke vergaderings / Political and Public meetings	2 886,96	3 060,87	459,13	3 520,00	6,02
10.2.11	Verkiesings / Elections	4 230,43	4 484,35	672,65	5 157,00	6,00
10.2.12	Departementeel Raadsvergaderings/Departementele verbruik				Free	
10.3	DIVERSE GELDE/SUNDRY FEES					
a	Kombuis / Kitchen	921,74	978,26	146,74	1 125,00	6,13
b	Vleuelklavier / Grand Piano	634,78	673,91	101,09	775,00	6,16
c	Regop klavier / Piano	430,43	456,52	68,48	525,00	6,06
d	Side Hall	430,43	456,52	68,48	525,00	6,06
e	Preparation period /day	430,43	456,52	68,48	525,00	6,06
f	Raadsbesluit 655/91 gedateer 27 Augustus 1991: Dat 'n tarief per addisionele geleentheid vasgestel word ten opsigte van die gebruik op opeenvolgende geleenthede van die volgende diverse items in die Stadsaal: kombuis, kroeg, koffiekroeg, vleuelklavier, regop klavier, luidsprekers.	465,22	495,65	74,35	570,00	6,54

TARIEWE VIR DIE JAAR / TARIFFS FOR THE YEAR - Proposed
1 JULIE 2019 TOT 30 JUNIE 2020 / 1 JULY 2019 TO 30 JUNE 2020

BESKRYWING / DESCRIPTION		2018/2019 Exc. Vat R.cc	2019/2020 Exc. Vat R.cc	2019/2020 VAT R.cc	2019/2020 Incl. Vat R.cc	% change
10.4	SYSAAL VAN STADSAAL					
10.4.1	Word verhuur teen helfte van die huur van die stadsaaltarif, met uitsondering van kerk- en skoolbasaars wat 'n kwart van die huur van die stadsaaltarif sal wees. Die kroeg bly egter 'n apart verhuurde fasiliteit.					
10.5	GEMEENSKAPSALE / COMMUNITY HALLS					
	DE DOORNS, ZWELETEMBA, STEENVLIET, HEX VALLEY PEOPLES' CENTRE, VAN HUYSTEEN AVE, MUNISIPALE SPORTKLUB					
10.5.1	DEPOSITO /DEPOSIT					
	Breekskade / Damages					
a	Algemeen	2 120,00	2250,00		2 250,00	6,13
b	Besighede	2 120,00	2250,00		2 250,00	6,13
c	Politieke en Publieke vergaderings / Political and Public meetings	2 120,00	2250,00		2 250,00	6,13
Nota/Note	<i>Deposito betaalbaar by bespreking/Deposit payable at booking</i>					
10.5.2	Algemeen/General	695,65	739,13	110,87	850,00	6,25
10.5.3	Welsyn + Jeug organisasie	217,39	230,43	34,57	265,00	6,00
10.5.4	Plaaslike Sportliggame	217,39	230,43	34,57	265,00	6,00
10.5.5	Plaaslike Kuns en Kultuur groepe	217,39	230,43	34,57	265,00	6,00
10.5.6	Skole	217,39	230,43	34,57	265,00	6,00
10.5.7	Kerklike Byeenkomste / Church Gatherings	465,22	495,65	74,35	570,00	6,54
10.5.8	Repetisies / Repetitions (slegs verhoog / stage only)	130,43	139,13	20,87	160,00	6,67
10.5.9	Repetisies / Repetitions (toeskouers / spectators)	173,91	184,35	27,65	212,00	6,00
10.5.10	Besighede	1 117,39	1 186,96	178,04	1 365,00	6,23
10.5.11	Politieke en Publieke vergaderings / Political and Public meetings	860,87	913,04	136,96	1 050,00	6,06
10.5.12	Verkiesings / Elections	1 282,61	1 360,87	204,13	1 565,00	6,10
10.5.13	Departementeel Raadsvergaderings				Free	
10.6.2	Gimnasium/Gymnasium					
a	Per dag/Per day	11,30	12,17	1,83	14,00	7,69
b	Per maand /Per month					
b.1	Kinders (Voltydse leerders en studente)	60,87	65,22	9,78	75,00	7,14
b.2	Volwassenes/Adults	121,74	130,43	19,57	150,00	7,14

TARIEWE VIR DIE JAAR / TARIFFS FOR THE YEAR - Proposed
1 JULIE 2019 TOT 30 JUNIE 2020 / 1 JULY 2019 TO 30 JUNE 2020

	BESKRYWING / DESCRIPTION	2018/2019 Exc. Vat R.cc	2019/2020 Exc. Vat R.cc	2019/2020 VAT R.cc	2019/2020 Incl. Vat R.cc	% change
10.7	Meerdoelsentrums / Multi Purpose Centres UNOBUNTU					
10.7.1	Saal (per geleentheid/funksie) per dag / Hall (per occasion/function) per day					
a	Deposito, vooruitbetaalbaar, per geleentheid / Deposit, payable in advance, per function	340,00	360,00		360,00	5,88
b	Kulturele en ontspannings aktiwiteite / Cultural and entertainment activities	504,35	534,78	80,22	615,00	6,03
c	Kapasiteitsbou en Opvoedkundige programme / Capacity building and Educational programmes	373,91	400,00	60,00	460,00	6,98
d	Konferensies en Seminare / Conferences and Seminars	504,35	534,78	80,22	615,00	6,03
e	Slegs "Wegbreek" kantoor/kamer / "Breakaway" office/room only	217,39	230,43	34,57	265,00	6,00
10.7.2	Kantore / Offices <i>(Tarief van toepassing op nuwe ooreenkomste gedurende finansiële jaar gesluit // Tariff applicable to new agreements entered into during the financial year)</i>					
a	Per vk meter per maand / Per sq meter per month <i>jaar gesluit // Tariff applicable to new agreements entered into</i>			Market Related//Marlverwant		
10.7.3	<i>(Tarief van toepassing op nuwe lede en hernuwing van lidmaatskap gedurende finansiële jaar // Tariff will apply to new members and renewals of existing members during the financial year)</i>					
a	Per dag/Per day	11,30	12,17	1,83	14,00	7,69
b	Per maand /Per month					
b.1	Kinders (Voltydse leersers en studente)	60,87	65,22	9,78	75,00	7,14
b.2	Volwasseenes/Adults	121,74	130,43	19,57	150,00	7,14
10.7.4	Politieke- en Publieke vergaderings (enige saal) / Political and Public meetings (any hall)					
a	Deposito / Deposit Saalhuur / Rental of hall	4 728,00	5010,00		5 010,00	5,96
	Funksie / Function:					
b	Dag / Daytime	2 169,57	2 300,00	345,00	2 645,00	6,01
c	Aand / Evening	2 930,43	3 108,70	466,30	3 575,00	6,08
	Vorbereidingswerk / Preparation work					
d	Dag / Daytime	708,70	752,17	112,83	865,00	6,13
e	Aand / Evening	1 330,43	1 413,04	211,96	1 625,00	6,21
10.7.5	Departementeel Raadsvergaderings/Departementele verbruik				Free	
Nota/Note	<p>1. Geen deposito's word gevorder vir die huur van die Stadsaal deur owerheidsinstellings nie, op voorwaarde dat 'n skadeloos-stellingsooreenkoms gesluit word.</p> <p>2. Indien die besprekingsdatum van die Gemeenskapsaal of Burger-sentrum binne 30 agtereenvolgende dae vanaf die datum waarvoor die saal bespreek is verskuif, word dit hanteer op dieselfde manier as 'n kansellering van die datum.</p> <p>3. Indien 'n bespreking gekanseleer word, sal die volgende verhaal word: Kanselasie 31 dae of meer voor besprekingsdatum, 10 % van huurgeld, indien huurgeld nog nie betaal is nie, 20 % van deposito. Kanselasie 30 dae of minder voor besprekingsdatum, 60 % van huurgeld, indien huurgeld nog nie betaal is nie, volle van deposito.</p> <p>4. Raadsbesluit 655/91 gedateer 27 Augustus 1991: Dat 'n tarief per addisionele geleentheid vasgestel word ten opsigte van die gebruik op opeenvolgende geleentheids van die volgende diverse items in die Stadsaal: kombuis, kroeg, koffiekroeg, vleuelklavier, regop klavier, luidsprekers.</p>					

TARIEWE VIR DIE JAAR / TARIFFS FOR THE YEAR - Proposed
1 JULIE 2019 TOT 30 JUNIE 2020 / 1 JULY 2019 TO 30 JUNE 2020

	BESKRYWING / DESCRIPTION	2018/2019 Exc. Vat R.cc	2019/2020 Exc. Vat R.cc	2019/2020 VAT R.cc	2019/2020 Incl. Vat R.cc	% change
10.7.6	Raadsaal - Touwsrivier Per geleentheid	247,83	265,22	39,78	305,00	7,02

TARIEWE VIR DIE JAAR / TARIFFS FOR THE YEAR - Proposed
1 JULIE 2019 TOT 30 JUNIE 2020 / 1 JULY 2019 TO 30 JUNE 2020

	BESKRYWING / DESCRIPTION	2018/2019 Exc. Vat R.cc	2019/2020 Exc. Vat R.cc	2019/2020 VAT R.cc	2019/2020 Incl. Vat R.cc	% change
11	BEHUISING / HOUSING					
11.1	HUUR / RENTAL					
	Raadseiendom/ Council Property Volgens die 2018 markwaarde (Sluit in Eiendomsbelasting, Vullisverwydering en Riool) (Water en Elektrisiteit uitgesluit // Water and Electricity excluded)					
11.2	Ander Huureenhede (Ingesl. Behuisingskemas) / Other Rental Units (Incl. Housing Schemes)					
a	Twee-vertrek Woonstelle / Two-roomed Flats	239,13	252,17	37,83	290,00	5,45
b	Een Slaapkamer Huise / One Bedroom Houses	278,26	295,65	44,35	340,00	6,25
c	Twee Slaapkamer Huise / Two Bedroom Houses	382,61	408,70	61,30	470,00	6,82
d	Drie Slaapkamer Huise / Three Bedroom Houses	486,96	517,39	77,61	595,00	6,25
e	Meer as drie slaapkamers / More than three bedrooms	747,83	795,65	119,35	915,00	6,40
	(Eiendomsbelasting, Riool en Vullisverwydering ingesluit// Assessment Rates, Sewerage and Refuse Removal included)					
11.2.1	KORTING / REBATE					
	Waar die totale huishoudelike inkomste per maand is: Where the total household revenue per month is:					
a	Pensionarisse/Pensioners/Ongeskik/Disability R 0 - R 4 500 (Government pension)(Pensioners 60 years and older)				100%	
b	Algemeen/General R 0 - R 4 500				100%	

TARIEWE VIR DIE JAAR / TARIFFS FOR THE YEAR - Proposed
1 JULIE 2019 TOT 30 JUNIE 2020 / 1 JULY 2019 TO 30 JUNE 2020

	BESKRYWING / DESCRIPTION	2018/2019 Exc. Vat R.cc	2018/2019 Exc. Vat R.cc	2018/2019 VAT R.cc	2019/2020 Incl. Vat R.cc	% change
12	PARKE EN ONTSPANNINGSTERREINE / PARKS AND RECREATIONAL AREAS					
12.1	SPREILIGTE / SPREAD LIGHTS <i>(Per aand per geleentheid // per evening per event)</i>					
a	Plaaslike organisasies / Local organisations Eenheidstarief / Unit tariff per 1.2.3.1					
b	Buite Instansies / Out-of-town Institutions	1 065,22	1 130,43	169,57	1 300,00	6,12
12.3	OPSIGTER / CARETAKER					
a	Toesig per geleentheid / Supervision per occasion	339,13	360,87	54,13	415,00	6,41
Nota/Note	<i>Betalings moet aan en by die Munisipaliteit gemaak word en nie aan die Opsigter nie // Payment to be made to and at the Municipality and not to the Caretaker.</i> <i>Opsigter moet normale oortyd opgawe voltooi/Caretaker to complete overtime sheet.</i> <i>Korting van 80% sal toegestaan vir Skole, Kerke Nie winsgewende organisasies en Liefdadigheidsorganisasies</i>					
12.4	HUUR VAN SPORTFASILITEITE / RENTAL OF SPORT FACILITIES					
12.4.1	Deposito / Deposit <i>(per geleentheid // per event)</i>					
	Breëskade / Damages					
a	Kafee / Café	755,00	805,00		805,00	6,34
b	Pawiljoensaal/Onthaal Lokaal	755,00	805,00		805,00	6,34
	Opruiming / Clearing					
c	Kafee / Café	685,00	730,00		730,00	6,20
d	Velde / Fields	2 025,00	2 150,00		2 150,00	6,02
e	Pawiljoensaal/Onthaal saal	75,00	80,00		80,00	7,14
12.4.2	Huurgeld / Rental fee <i>(per geleentheid // per event)</i>					
12.4.2.1	Bolandpark					
a	Algemeen / General	1 243,48	1 321,74	198,26	1 520,00	6,29
b	Atletiek / Athletics - met apparaat	1 865,22	1 978,26	296,74	2 275,00	6,06
c	Atletiek / Athletics - sonder apparaat	1 243,48	1 317,39	197,61	1 515,00	5,94
d	Krieket / Cricket	995,65	1 056,52	158,48	1 215,00	6,11
f	Netbal / Netball	378,26	400,00	60,00	460,00	5,75
g	Rugby	1 500,00	1 591,30	238,70	1 830,00	6,09
h	Sokker / Soccer	626,09	665,22	99,78	765,00	6,25
i	Pawiljoensaal / Pavilion hall	317,39	339,13	50,87	390,00	6,85
j	Krieketklubhuis	317,39	339,13	50,87	390,00	6,85
Nota/Note	<i>Pawiljoensaal, krieketklubhuis ingesluit by seisoengelde (12.5)</i> <i>Korting van 50% vir Kerke, nie-winsgewende organisasies en Liefdadigheidsorganisasies vir algemene gebruik</i>					

TARIEWE VIR DIE JAAR / TARIFFS FOR THE YEAR - Proposed
1 JULIE 2019 TOT 30 JUNIE 2020 / 1 JULY 2019 TO 30 JUNE 2020

	BESKRYWING / DESCRIPTION	2018/2019 Exc. Vat R.cc	2018/2019 Exc. Vat R.cc	2018/2019 VAT R.cc	2019/2020 Incl. Vat R.cc	% change
12.4.2.2	Alle ander Sport Stadions / All other Sport Stadions					
a	Algemeen / General	1 243,48	1 321,74	198,26	1 520,00	6,29
d	Krieket / Cricket	995,65	1 056,52	158,48	1 215,00	6,11
f	Netbal / Netball	378,26	404,35	60,65	465,00	6,90
g	Rugby	1 243,48	1 321,74	198,26	1 520,00	6,29
h	Sokker / Soccer	626,09	665,22	99,78	765,00	6,25
i	Pawiljoensaal / Pavilion hall	317,39	339,13	50,87	390,00	6,85
k	Tennisklubhuis (Esselenpark)	317,39	339,13	50,87	390,00	6,85
Nota/Note	<i>Pawiljoensaal, tennisklubhuis ingesluit by seisoengelde (12.5) Korting van 50% vir Kerke, Nie-winsgewende en Liefdadigheidsorganisasies vir algemene gebruik</i>					
12.5	SEASON FEES					
12.5.1	RUGBY (February to October)					
12.5.1.1	Bolandpark					
	DEPOSITS					
a	Breëskade/Damages/Opruiming/Cleaning	1 910,00	2 030,00		2 030,00	6,28
b	HUURGELD / RENTAL FEE	4 982,61	5 286,96	793,04	6 080,00	6,11
12.5.1.2	Esselenpark					
	DEPOSITS					
a	Breëskade/Damages/Opruiming/Cleaning	1 910,00	2 030,00		2 030,00	6,28
b	HUURGELD / RENTAL FEE	4 617,39	4 900,00	735,00	5 635,00	6,12
12.5.1.3	Alle ander sport stadions					
	DEPOSITS					
a	Breëskade/Damages/Opruiming/Cleaning	1 910,00	2 030,00		2 030,00	6,28
b	HUURGELD / RENTAL FEE	1 547,83	1 643,48	246,52	1 890,00	6,18
Nota/Note	<i>Rugbyklubs wat nie seisoen tarief betaal nie, is tarief 12.4 van toepassing</i>					
12.5.2	SOCCER (January to December)					
12.5.2.1	Zwelethemba					
	DEPOSITS					
a	Breëskade/Damages/Opruiming/Cleaning	1 910,00	2 030,00		2 030,00	6,28
b	HUURGELD / RENTAL FEE	2 486,96	2 639,13	395,87	3 035,00	6,12
12.5.2.2	Esselenpark					
	DEPOSITS					
a	Breëskade/Damages/Opruiming/Cleaning	1 910,00	2 030,00		2 030,00	6,28
b	HUURGELD / RENTAL FEE	2 486,96	2 639,13	395,87	3 035,00	6,12
12.5.2.3	Alle ander sport stadions					
	DEPOSITS					
a	Breëskade/Damages/Opruiming/Cleaning	1 910,00	2 030,00		2 030,00	6,28
b	HUURGELD / RENTAL FEE	1 873,91	1 986,96	298,04	2 285,00	6,03
Nota/Note	<i>Sokkerklubs wat nie seisoengelde betaal nie, is tarief 12.4 van toepassing</i>					
12.5.3	CRICKET (October to March)					
12.5.3.1	Alle sport stadions					
	DEPOSITS					
a	Breëskade/Damages/Opruiming/Cleaning	1 910,00	2 030,00		2 030,00	6,28
b	HUURGELD / RENTAL FEE	1 873,91	1 986,96	298,04	2 285,00	6,03
Nota/Note	<i>Krieketklubs nie seisoengelde betaal nie, is tarief 12.4 van toepassing</i>					

TARIEWE VIR DIE JAAR / TARIFFS FOR THE YEAR - Proposed
1 JULIE 2019 TOT 30 JUNIE 2020 / 1 JULY 2019 TO 30 JUNE 2020

	BESKRYWING / DESCRIPTION	2018/2019 Exc. Vat R.cc	2018/2019 Exc. Vat R.cc	2018/2019 VAT R.cc	2019/2020 Incl. Vat R.cc	% change
12.5.4	POOL					
a	Volgens markwaarde (Stuit in Eiendomsbelasting, Vullisverwydering en Riool) (Water en Elektrisiteit uitgesluit // Water and Electricity excluded)					
12.5.5	SKOLE/SCHOOLS (July - June)					
	Rugby, Cricket, Soccer, Netball					
	DEPOSITS					
a	Breëskade/Damages/Opruiming/Cleaning	1 910,00	2 030,00		2 030,00	6,28
b	HUURGELD / RENTAL FEE	1 552,17	1 647,83	247,17	1 895,00	6,16
c	Opsigtersfooi per wedstryd (NAWEKE/OPENBARE VAKANSIE DAE)	356,52	378,26	56,74	435,00	6,10
Nota/Note	No caretaker fees during weekdays					
c	Opsigtersfooi per wedstryd (NAWEKE/OPENBARE VAKANSIE DAE)					
12.5.6						
12.5.6.1	Rugby					
12.5.6.1.1.	Bolandpark					
	DEPOSITS					
a	Breëskade/Damages/Opruiming/Cleaning	1 098,00	1 165,00		1 165,00	6,10
b	HUURGELD / RENTAL FEE (WEEKSDAE)	121,74	130,43	19,57	150,00	7,14
c	HUURGELD / RENTAL FEE (NAWEKE/OPENBARE VAKANSIE DAE)	273,91	292,17	43,83	336,00	6,67
d	Opsigtersfooi per wedstryd (NAWEKE/OPENBARE VAKANSIE DAE)	356,52	380,00	57,00	437,00	6,59
12.5.6.1.2	Alle ander sport stadiums					
	DEPOSITS					
a	Breëskade/Damages/Opruiming/Cleaning	1 100,00	1 170,00		1 170,00	6,36
b	HUURGELD / RENTAL FEE (WEEKSDAE)	88,70	95,65	14,35	110,00	7,84
c	HUURGELD / RENTAL FEE (NAWEKE/OPENBARE VAKANSIE DAE)	227,83	242,61	36,39	279,00	6,49
d	Opsigtersfooi per wedstryd (NAWEKE/OPENBARE VAKANSIE DAE)	356,52	380,00	57,00	437,00	6,59
12.5.6.2	Soccer					
	Alle sport stadiums					
	DEPOSITS					
a	Breëskade/Damages/Opruiming/Cleaning	1 100,00	1 170,00		1 170,00	6,36
b	HUURGELD / RENTAL FEE (WEEKSDAE)	88,70	95,65	14,35	110,00	7,84
c	HUURGELD / RENTAL FEE (NAWEKE/OPENBARE VAKANSIE DAE)	252,17	268,70	40,30	309,00	6,55
d	Opsigtersfooi per wedstryd (NAWEKE/OPENBARE VAKANSIE DAE)	356,52	380,00	57,00	437,00	6,59
12.5.6.3	Cricket					
	Alle sport stadiums					
	DEPOSITS					
a	Breëskade/Damages/Opruiming/Cleaning	1 100,00	1 170,00		1 170,00	6,36
b	HUURGELD / RENTAL FEE (WEEKSDAE)	121,74	130,43	19,57	150,00	7,14
c	HUURGELD / RENTAL FEE (NAWEKE/OPENBARE VAKANSIE DAE)	252,17	268,70	40,30	309,00	6,55
d	Opsigtersfooi per wedstryd (NAWEKE/OPENBARE VAKANSIE DAE)	356,52	380,00	57,00	437,00	6,59
Nota/Note	Skole het keuse tussen tarief 12.5.5 of 12.5.6					
12.5.7	NETBALL (Season fees)					
	<i>All Stadiums</i>					
a	DEPOSIT	720,00	765,00		765,00	6,25
b	HUURGELS/ RENTAL FEE					
b1	Affiliated Clubs	504,35	534,78	80,22	615,00	6,03
b2	Non affiliated clubs/ Organisation	652,17	695,65	104,35	800,00	6,67
12.5.8	TENNIS (Season fees)					
	<i>All Stadiums</i>					
a	DEPOSIT	595,00	630,00		630,00	5,88
b	HUURGELS/ RENTAL FEE	800,00	852,17	127,83	980,00	6,52
c	Per day	156,52	165,22	24,78	190,00	5,56
d	Practices per day	91,30	95,65	14,35	110,00	4,76

TARIEWE VIR DIE JAAR / TARIFFS FOR THE YEAR - Proposed
1 JULIE 2019 TOT 30 JUNIE 2020 / 1 JULY 2019 TO 30 JUNE 2020

BESKRYWING / DESCRIPTION		2018/2019 Exc. Vat R.cc	2019/2020 Exc. Vat R.cc	2019/2020 VAT R.cc	2019/2020 Incl. Vat R.cc	% change
13	SWEMBADDENS / SWIMMING POOLS					
13.1	DE LA BATWEG / GREYSTRAAT / TOUWSRIVIER					
13.1.1	Toegangskartjies / Entrance tickets					
a	Kinders (Voltydse leerders en studente / Children , fulltime learners and students <i>(Per persoon. Studentekaart moet getoon word //</i> <i>Per person. Student card must be presented)</i>	6,96	7,83	1,17	9,00	12,50
b	Volwassenes/Adults	11,30	12,17	1,83	14,00	7,69
c	Skoolgroepe (minimum 20) per uur of gedeelte van 'n uur	65,22	69,57	10,43	80,00	6,67
Nota/Note	<i>Special sessions (Educational programmes- water safety, learn to swim)</i> <i>Sluit nie lyne in /Do not include lines</i>					
13.1.2	Seisoenkartjies					
a	Per persoon	273,91	291,30	43,70	335,00	6,35
b	Skoolkinders/pensionarisse	139,57	147,83	22,17	170,00	5,92
Nota/Note	<i>Uitgesluit Naweke & openbare vakansiedae</i>					
13.1.3.	Lyne/Lines					
	Per lyn per uur/Per line per hour <i>(06h00 - 07h00 // 18h00 - 20h00)</i> <i>Monday to Friday - Weekends//Public holidays excluded</i>	86,96	91,30	13,70	105,00	5,00
Nota/Note						
13.1.4	Instellings nie op wins bejag (naweke, openbare vakansiedae en skoolvakansies uitgesluit)					
a	Voldag	669,57	713,04	106,96	820,00	6,49
b	Halfdag (tot 13h00 of vanaf 14h00)	478,26	508,70	76,30	585,00	6,36
Nota/Note	<i>Ingesluit swemgalas</i>					
13.1.5	Buitensure per uur	347,83	369,57	55,43	425,00	6,25
13.1.6	Advertising Agencies// Film shoots//Businesses//Special events					
a	Per Dag/Per Day	6 043,48	6 408,70	961,30	7 370,00	6,04
b	Per Uur/Per Hour	1 026,09	1 086,96	163,04	1 250,00	5,93

TARIEWE VIR DIE JAAR / TARIFFS FOR THE YEAR - Proposed
1 JULIE 2019 TOT 30 JUNIE 2020 / 1 JULY 2019 TO 30 JUNE 2020

BESKRYWING / DESCRIPTION		2018/2019 Exc. Vat R.cc	2019/2020 Exc. Vat R.cc	2019/2020 VAT R.cc	2019/2020 Incl. Vat R.cc	% change
14	VAKANSIE-OORDE HOLIDAY RESORTS					
14.1	Deposito					
a	Nekkies Vakansieoord / Holiday resort	530,00	565,00		565,00	6,60
b	Meer Chalets	530,00	565,00		565,00	6,60
c	Kleinplasiae					
14.2	NEKKIES Vakansieoord / Holiday resort					
14.2.1	DAGBESOEKERS / DAY VISITORS <i>(Tye is tussen // Times are between:- 08h00 en 19h00)</i>					
14.2.1.1	Laag Seisoen / Low Season					
a	Voertuie elk / Vehicles each	18,70	21,74	3,26	25,00	16,28
b	Volwasseenes per persoon / Adults per person	18,70	21,74	3,26	25,00	16,28
c	Kinders onder 6 jaar per kind / Children under 6 years per child	9,13	10,43	1,57	12,00	14,29
14.2.1.2	Hoog Seisoen / High season					
a	Voertuie elk / Vehicles each	18,70	21,74	3,26	25,00	16,28
b	Volwasseenes per persoon / Adults per person	18,70	21,74	3,26	25,00	16,28
c	Kinders onder 6 jaar per kind / Children under 6 years per child	9,13	10,43	1,57	12,00	14,29
14.2.2	OORNAG AKKOMODASIE / OVERNIGHT ACCOMODATION					
	Laag Seisoen / Low Season					
14.2.2.1	4 Bed chalets					
a	Per chalet per nag (tot 4 persone) / Per chalet per night (up to 4 persons)	373,91	400,00	60,00	460,00	6,98
b	Monthly Fee per chalet - up to 4 Persons	9 300,00	9 860,87	1 479,13	11 340,00	6,03
c	BVM EMPLOYEES REBATE (Minus 25% of tariff 14.2.2.1)					
14.2.2.2	Tent chalets					
a	Per chalet per nag (maksimum 4 persone) Per chalet per night (maximum 4 persons)	186,96	200,00	30,00	230,00	6,98
b.	Additional persons / Per Person	47,83	47,83	7,17	55,00	9,04
c	Monthly Fee per chalet - up to 4 Persons	5 582,61	5 917,39	887,61	6 805,00	6,00
14.2.2.3	Karavane en tente / Caravans and tents					
	Met kragpunt / With power point					
a	Per perseel per nag (tot 4 persone) / Per stand per night (up to 4 persons)	169,57	182,61	27,39	210,00	7,69
b	Adisioneel per persoon per nag. Additional per person per night.	47,83	50,43	7,57	58,00	5,45
c	Sonder kragpunt / Without power point					
d	Per perseel per nag (tot 4 persone) / Per stand per night (up to 4 persons)	152,17	165,22	24,78	190,00	8,57
e	Adisioneel per persoon per nag. Additional per person per night.	39,13	43,48	6,52	50,00	11,11
e	Monthly Fee per plot - up to 6 Persons	3 721,74	3 947,83	592,17	4 540,00	6,07
	Hoog Seisoen / High Season					
14.2.2.4	4 Bed chalets					
a	Per chalet per nag (tot 4 persone) / Per chalet per night (up to 4 persons)	426,09	452,17	67,83	520,00	6,12
b.	Monthly Fee per chalets - up to 4 Persons	10 230,43	10 843,48	1 626,52	12 470,00	5,99

TARIEWE VIR DIE JAAR / TARIFFS FOR THE YEAR - Proposed
1 JULIE 2019 TOT 30 JUNIE 2020 / 1 JULY 2019 TO 30 JUNE 2020

	BESKRYWING / DESCRIPTION	2018/2019 Exc. Vat R.cc	2019/2020 Exc. Vat R.cc	2019/2020 VAT R.cc	2019/2020 Incl. Vat R.cc	% change
14.2.2.5	Tent chalets					
a	Per chalet per nag (maksimum 4 persone) Per chalet per night (maximum 4 persons)	252,17	252,17	37,83	290,00	6,47
b.	Addisioneel per persoon per nag Additional per person per night: Maximum 2 persons	56,52	56,52	8,48	65,00	7,39
c	Monthly Fee per chalets - up to 6 Persons	6 043,48	6 043,48	906,52	6 950,00	5,99
14.2.2.6	Karavane en tente / Caravans and tents					
	Met kragpunt / With power point					
a	Per perseel per nag (tot 4 persone) / Per stand per night (up to 4 persons)	204,35	204,35	30,65	235,00	5,89
b	Addisioneel per persoon per nag: Additional per person per night: Sonder kragpunt / Without power point	0,00	0,00	0,00	0,00	
c	Per perseel per nag (tot 4 persone) / Per stand per night (up to 4 persons)	178,26	178,26	26,74	205,00	6,96
d	Addisioneel per persoon per nag: Additional per person per night:	39,13	39,13	5,87	45,00	11,52
e	Monthly Fee per plot - up to 6 Persons	5 113,04	5 113,04	766,96	5 880,00	5,98
14.3	MEER Chalets, Konferensiesentrum en Lapa / MEER Chalets, Conference centre and Lapa					
14.3.1	OORNAG AKKOMODASIE / OVERNIGHT ACCOMODATION					
	Laag Seisoen / Low Season					
14.3.1.1	Meer chalets					
a	Per chalet per nag (tot 2 persone) / Per chalet per night (up to 2 persons)	465,22	465,22	69,78	535,00	6,07
b	Per chalet per nag (tot 2 persone) / Pensioner rebate % (older than 60)				25,00%	
c	Per chalet per nag (tot 4 persone) / Per chalet per night (up to 4 persons)	595,65	595,65	89,35	685,00	6,10
d	Addisioneel per persoon per nag: Maksimum 2 persone / Additional per person per night: Maximum 2 persons Groep bespreking / Group booking: 7 - 12 chalets	55,65	56,52	8,48	65,00	7,39
	Less: 12% if booking is made for 10 or more people.					
k	Monthly Fee per chalet - up to 6 People	10 230,43	10 230,43	1 534,57	11 765,00	6,02
l	BVM EMPLOYEES REBATE (Minus 25% of tariff 14.3.1.1)					
Nota/Note	Excluding weekends with a public holiday on the Friday or Monday					
	Hoog Seisoen					
14.3.1.2	Meer chalets					
a	Per chalet per nag (tot 2 persone) / Per chalet per night (up to 2 persons)	560,87	558,26	83,74	642,00	6,07
b	Per chalet per nag (tot 2 persone) / Pensioner rebate % (older than 60)				10,00%	
c	Per chalet per nag (tot 4 persone) / Per chalet per night (up to 4 persons)	708,70	708,70	106,30	815,00	6,30
d	Addisioneel per persoon per nag: Maksimum 2 persone / Additional per person per night: Maximum 2 persons Groep bespreking / Group booking: 7 - 12 chalets per chalet	113,04	113,04	16,96	130,00	7,39
k	Monthly Fee per chalet	15 808,70	15 808,70	2 371,30	18 180,00	6,01

TARIEWE VIR DIE JAAR / TARIFFS FOR THE YEAR - Proposed
1 JULIE 2019 TOT 30 JUNIE 2020 / 1 JULY 2019 TO 30 JUNE 2020

	BESKRYWING / DESCRIPTION	2018/2019 Exc. Vat R.cc	2019/2020 Exc. Vat R.cc	2019/2020 VAT R.cc	2019/2020 Incl. Vat R.cc	% change
14.4	KONFERENSIE SENTRUM / CONFERENCE CENTRE					
a	Tot en met 100 persone	1 301,74	1 304,35	195,65	1 500,00	6,21
b	Departementeel Werkswinkels/Raadsvergaderings/Vergaderings	604,35	608,70	91,30	700,00	6,76
14.5	LAPA					
a	Tot en met 100 persone	1 304,35	1 304,35	195,65	1 500,00	6,21
b	Departementeel Werkswinkels/Raadsvergaderings/Vergaderings	652,17	652,17	97,83	750,00	6,21
14.5.1	DEPOSITO					
		1 060,00	1 220,00		1 220,00	22,00
Nota/Note	<u>Hoog seisoen:</u> 1. Skoolvakansies, insluitende Paasvakansie, langnaweke // School holidays, including Easter Holiday, and long weekends					
Nota/Note	<u>Laag seisoen:</u> 1. Uitgeluit skoolvakansies, Paasvakansie, publieke vakansie dae en langnaweke // Excluding school holidays, Easter Holiday, public holidays and long weekends					
Nota/Note	Akkomodasie is beskikbaar vanaf 14h00 op die dag van aankoms tot 14h00 op die dag van vertrek // Accommodation is available from 14h00 of the day of arrival to 14h00 of the day of departure.					
Nota/Note	Die aantal persone per chalet sal streng gekontroleer word // The number of persons per chalet will be strictly controlled.					
Nota/Note	Ongelukkig word geen of troeteldiere in die oord of chalets toegelaat nie // Regrettably no animals are allowed in the resort or the chalets.					
<p>PS. Minimum 2 nights stay over weekends required; a further minimum may apply to certain holidays. Check-in is after 2pm, departure by 10am. No pets allowed. No loud music at all times. No noise after 11pm. The number of persons per chalet will be strictly controlled. Day visitors and visitors will not be allowed in the resort. Please leave the unit in a similar condition as you have found it. An extra cleaning fee will be levied for units left in a dirty state. Keep the unit neat at all times.</p> <p>Please note:</p> <p style="padding-left: 40px;">Cancellation 1 month prior to arrival, 20% of the deposit is withheld. Cancellation 2 weeks prior to arrival, 60% of the deposit is withheld. NO REFUND ON 7 DAYS OR LESS. Credit card Facilities are available. Minimum R100 expenditure</p> <p>BY MAKING A PAYMENT YOU ARE ACCEPTING THE CONDITIONS AND CANCELLATION POLICY OF THE BREDE VALLEY MUNICIPALITY. PATRONS ARE EXPECTED TO ABIDE BY THE RULES AND REGULATIONS OF THE RESORT.</p>						

TARIEWE VIR DIE JAAR / TARIFFS FOR THE YEAR - Proposed
1 JULIE 2019 TOT 30 JUNIE 2020 / 1 JULY 2019 TO 30 JUNE 2020

	BESKRYWING / DESCRIPTION	2018/2019 Exc. Vat R.cc	2019/2020 Exc. Vat R.cc	2019/2020 VAT R.cc	2019/2020 Incl. Vat R.cc	% change
15	MISCELLANEOUS					
15.1	ADMINISTRASIEKOSTE / ADMINISTRATION FEE					
a	Verkoop van erwe / Selling of stands	358,26	382,61	57,39	440,00	6,80
b	Beneficiaries of Indigent subsidy and tenant of scheme housing				Free	
c	Terugneem van erwe / Stands returned: Persentasie van Verkoopsprys / Percentage of selling price				5,00%	
15.2	FOTOSTATE / PHOTOCOPIES					
a	A4 - Papier / Paper (een kant / one side)	6,52	6,96	1,04	8,00	6,67
b	A4 - Papier / Paper (beide kante / both sides)	10,43	11,30	1,70	13,00	8,33
c	A3 - Papier / Paper (per kant / side)	12,61	13,91	2,09	16,00	10,34
15.3	FAKSIMILEE / FAXIMILEE					
a	Stuur per bladsy / Send per page	27,83	29,57	4,43	34,00	6,25
b	Ontvang per bladsy / Receive per page	24,35	26,09	3,91	30,00	7,14
15.4	PLAKKATE/POSTERS					
15.4.1	Deposito/Deposit					
a	Political party	2 150,00	2 620,00		2 620,00	21,86
b	Non Profit organisations	1 000,00	1 220,00		1 220,00	22,00
c	Organisations for profit	2 150,00	2 620,00		2 620,00	21,86
d	Government and Chapter 9 Institutions (IEC,etc)	Free	Free		Free	
Nota/Note	<i>Return of deposit is subject to: 1. Any damage to council property being deducted first; 2. The posters being removed on or before the due date;</i>					
15.4.2	Koste/ Fee					
a	Political party	986,09	1 047,83	157,17	1 205,00	6,26
b	Non Profit organisations	195,65	208,70	31,30	240,00	6,67
c	Organisations for profit	986,09	1 047,83	157,17	1 205,00	6,26
d	Government and Chapter 9 Institutions (IEC,etc)	Free	Free		Free	
15.5	SKUT TARIEWE / POUND FEES					
15.5.1	Vergoeding/Compensation					
a	Vir al die diere wat na die skut gebring word, hetsy een of meer, per kilometer of 'n gedeelte van 'n kilometer / For all animals delivered to the pound, whether one or more, per kilometre or portion of a kilometre:	31,30	34,78	5,22	40,00	11,11
b	met 'n minimum	273,91	291,30	43,70	335,00	6,35
15.5.2	Skutgelde/Pounding fees					
a	Perde, beeste, volstruise en varke elk / Horses, cattle, ostriches and pigs each	465,22	495,65	74,35	570,00	6,54
b	Bokke, donkies en skape elk / Goats, donkeys and sheep each	234,78	252,17	37,83	290,00	7,41

TARIEWE VIR DIE JAAR / TARIFFS FOR THE YEAR - Proposed
1 JULIE 2019 TOT 30 JUNIE 2020 / 1 JULY 2019 TO 30 JUNE 2020

	BESKRYWING / DESCRIPTION	2018/2019 Exc. Vat R.cc	2019/2020 Exc. Vat R.cc	2019/2020 VAT R.cc	2019/2020 Incl. Vat R.cc	% change
15.5.3	Onderhoudsgelde/Sustenance Fees					
a	Alle diere per dag tot met verskyning van advertensie / All animals per day until appearance of advertisement	49,57	53,04	7,96	61,00	7,02
b	Vanaf dag van verskyning van advertensie / From day of appearance of advertisement (<i>elk per dag // each per day</i>)					
b.1	Perde, beeste, donkies en varke / Horses, cattle, donkeys and pigs	237,39	252,17	37,83	290,00	6,23
b.2	Bokke en skape / Goats and sheep	172,17	182,61	27,39	210,00	6,06
b.3	Volstruise per stuk per dag / Ostriches per unit per day	128,70	136,52	20,48	157,00	6,08
15.5.4	Afsonderlike skutting/Seperately impounded (<i>elk per dag // each per day</i>)					
a	Hings / Stallion	839,13	891,30	133,70	1 025,00	6,22
b	Volstruis / Ostrich	239,13	256,52	38,48	295,00	7,27
c	Bul / Bull	1 030,43	1 095,65	164,35	1 260,00	6,33
d	Varkbeer / Pig boar	621,74	660,87	99,13	760,00	6,29
e	Enige ander dier / Any other animal	356,52	378,26	56,74	435,00	6,10
15.5.5	Betreding/Oortreding (<i>elk per dag // each per day</i>)					
a	Beboude grond / Cultivated Land					
a.1	Perde, beeste, volstruise, donkies en varke / Horses, cattle, ostriches, donkeys and pigs	526,09	560,87	84,13	645,00	6,61
a.2	Bokke en skape / Goats and sheep	269,57	286,96	43,04	330,00	6,45
b	Onbeboude grond / Uncultivated Land					
b.1	Perde, beeste, volstruise, donkies en varke / Horses, cattle, ostriches, donkeys and pigs	421,74	447,83	67,17	515,00	6,19
b.2	Bokke en skape / Goats and sheep	213,04	226,09	33,91	260,00	6,12
Nota/Note	<i>Die boete(s) is betaalbaar deur die eienaar van die diere/voëls // The penalties are payable by the owner of the animals/birds</i>					
15.6	BEGRAWE VAN DIERE OP DIE MEENT / BURIAL OF ANIMALS ON COMMONAGE					
a	Kleiner diere / Smaller animals	313,04	334,78	50,22	385,00	6,94
b	Groot vee / Bigger animals	708,70	752,17	112,83	865,00	6,13
15.7	MOTORINGANGE					
a	Afstand tot / Distance to:- 1 meter	930,43	986,96	148,04	1 135,00	6,07
b	>1 - 2 meter	1 826,09	1 934,78	290,22	2 225,00	5,95
c	>2 - 3 meter	2 660,87	2 821,74	423,26	3 245,00	6,05
d	>3 - 4 meter	3 443,48	3 652,17	547,83	4 200,00	6,06
e	>4 meter (per meter)	791,30	839,13	125,87	965,00	6,04
15.8	MOTORBRUGGIES					
a	Afstand tot / Distance to:- 1,2 meter	1 182,61	1 256,52	188,48	1 445,00	6,25
b	>1,2 - 2,4 meter	2 326,09	2 469,57	370,43	2 840,00	6,17
c	>2,4 - 3,6 meter	3 395,65	3 600,00	540,00	4 140,00	6,02
d	>3,6 - 4,8 meter	4 465,22	4 734,78	710,22	5 445,00	6,04
e	>4,8 meter (per meter)	930,43	986,96	148,04	1 135,00	6,07

TARIEWE VIR DIE JAAR / TARIFFS FOR THE YEAR - Proposed
1 JULIE 2019 TOT 30 JUNIE 2020 / 1 JULY 2019 TO 30 JUNE 2020

	BESKRYWING / DESCRIPTION	2018/2019 Exc. Vat R.cc	2019/2020 Exc. Vat R.cc	2019/2020 VAT R.cc	2019/2020 Incl. Vat R.cc	% change
15.9	PES BESTRYDING / PEST CONTROL					
	Bespuiting van woonhuise / Spraying of dwellings:					
a	Nie meer as 2 slaapkamers / Not more than 2 bedrooms	153,91	165,22	24,78	190,00	7,34
b	Drie slaapkamers / Three bedrooms	246,96	260,87	39,13	300,00	5,63
c	Meer as 3 slaapkamers / More than 3 bedrooms	344,35	365,22	54,78	420,00	6,06
15.10	WEIDING / GRAZING					
a	Rioollande per dier per week / Sewer land per animal per week	14,78	16,52	2,48	19,00	11,76
15.11	OORSKRYDING / ENCROACHMENT					
a	Application fee	2 513,04	2 665,22	399,78	3 065,00	6,06
b	Annual Encroachment Fee - Structures	373,91	395,65	59,35	455,00	5,81
c	Annual Encroachment Fee - Municipal property	373,91	395,65	59,35	455,00	5,81
d	Annual Encroachment Fee for enclosure or exclusive use of Municipal Property per m²	13,04	13,91	2,09	16,00	6,67
e	Renewal Application Fee	1 304,35	1 382,61	207,39	1 590,00	6,00
15.12	Skoonmaak van erwe	Cost + 10%	Cost + 10%			
15.13	PURCHASE OR LEASE OF MUNICIPAL PROPERTY					
15.13.1.	Applications					
a	Application for lease of Municipal Property	2 513,04	2 665,22	399,78	3 065,00	6,06
b	Application for purchase of non-viable Municipal Property	2 513,04	2 665,22	399,78	3 065,00	6,06
c	Application for purchase of all other Municipal Property	1 256,52	1 334,78	200,22	1 535,00	6,23
d	Application for servitudes on / over /etc. Municipal Properties	2 513,04	2 665,22	399,78	3 065,00	6,06
e	Application for lease/purchase of and servitudes on/over/etc. Municipal Property - Registered Social Care Institutions / organisations or similar institutions (e.g. NPO, NGO, PBO)	560,87	595,65	89,35	685,00	6,20
f	Renewal applications for lease of Municipal Property	1 304,35	1 382,61	207,39	1 590,00	6,00
g	Renewal of application for lease/purchase of and servitudes on/over/etc. Municipal Property - Registered Social Care Institutions / organisations or similar institutions (e.g. NPO, NGO, PBO)	304,35	321,74	48,26	370,00	5,71
Note	a to d and f Excludes organs of state, sporting facilities and stalls					
15.13.2.	Leases					
a	Use of Municipal Land for Outdoor seating adjoining a Restaurant (per m² per month)	30,43	33,04	4,96	38,00	8,57
b	Temporary Use (<12 months) of Municipal Land for general purposes (per m² per month)	30,43	33,04	4,96	38,00	8,57
15.14	Radio Masts/Towers and Satellite Dishes and Accessories (Municipal Property)					
a	Installation of a new Mast/Tower	4 652,17	4 930,43	739,57	5 670,00	5,98
b	Replacement of a Mast/Tower	2 791,30	2 960,87	444,13	3 405,00	6,07
c	Installation of a new Satellite Dish	3 721,74	3 947,83	592,17	4 540,00	6,07
d	Replacement of a Satellite Dish	1 860,87	1 973,91	296,09	2 270,00	6,07
e	Installation of new equipment (eg. antenna)	3 721,74	3 947,83	592,17	4 540,00	6,07
f	Replacement of equipment (eg. antenna)	1 860,87	1 973,91	296,09	2 270,00	6,07
g	Monthly land rental fee for installed Mast/Tower / Satellite Dish- per m²	513,04	543,48	81,52	625,00	5,93
h	Monthly rental fee for space in building - per m²	513,04	543,48	81,52	625,00	5,93
i	Monthly rental fee for space outside building/outside - per m²	513,04	543,48	81,52	625,00	5,93
j	Monthly rental fee for equipment on Mast/Tower (eg antenna) - per equipment	1 956,52	2 073,91	311,09	2 385,00	6,00
k	Monthly rental fee per individual reception on Satellite Dish - per reception	1 395,65	1 482,61	222,39	1 705,00	6,23
15.15	PROMOTION TO ACCESS OF INFORMATION ACT APPLICATIONS					
a	Applications	30,43	33,04	4,96	38,00	8,57
b	Other fees as stipulated in the PAIA Manual					
15.16	LIQUOR BY-LAW					
a	Application for extension of trading hours / days	186,96	200,00	30,00	230,00	6,98
15.17	TARIFFS NOT CONTAINED IN THE APPROVED TARIFF LIST MAY BE DETERMINED BY THE RELEVANT DIRECTOR IN CONJUNCTION WITH THE MUNICIPAL MANAGER					
15.18	VAT USED ON ALL SERVICES CONTAINED IN THIS TARIFF BOOK ARE SUBJECT TO CHANGE SHOULD THE LEGISLATION BE AMMENDED OR ADJUSTED					

TARIEWE VIR DIE JAAR / TARIFFS FOR THE YEAR - Proposed
1 JULIE 2019 TOT 30 JUNIE 2020 / 1 JULY 2019 TO 30 JUNE 2020

BESKRYWING / DESCRIPTION		2018/2019 Exc. Vat R.cc	2019/2020 Exc. Vat R.cc	2019/2020 VAT R.cc	2019/2020 Incl. Vat R.cc	% change
16	BOUBEHEER / BUILDING CONTROL					
16.1	DEPOSITO / DEPOSIT					
a	Beskadiging / Damages	3 250,00	3 445,00		3 445,00	6,00
16.2	BOUPLANGELDE / BUILDING PLAN FEES					
16.2.1	Minimum	506,96	539,13	80,87	620,00	6,35
16.2.2	Gelde per vk meter / Fees per sq metre:					
a	Woonhuise en woonareas / Dwellings and living areas	15,79	16,74	2,51	19,25	6,00
b	Motorhuise, skadunette en afdakke / Garages, shade netting and carports	15,79	16,74	2,51	19,25	6,00
c	Buitegeboue / Outbuildings	15,79	16,74	2,51	19,25	6,00
d	Stoepe / Verandas	15,79	16,74	2,51	19,25	6,00
e	Addisionele Wooneenhede / Additional Living units	15,79	16,74	2,51	19,25	6,00
f	Woonstelle en maisonettes / Flats and maisonettes	15,79	16,74	2,51	19,25	6,00
g	Landelike gebiede / Rural areas	15,79	16,74	2,51	19,25	6,00
h	Skole en kerke / Schools and churches	15,79	16,74	2,51	19,25	6,00
i	Winkels en sakegeboue / Shops and business buildings	17,04	18,09	2,71	20,80	6,12
j	Institusioneel (uitgesluit 16.2.2.h) / Institutional (excluding 16.2.2.h)	17,04	18,09	2,71	20,80	6,12
k	Industriële (Nywerheids) oppervlakte / Industrial areas	17,04	18,09	2,71	20,80	6,12
l	Pakstore en store / Packing stores and stores	17,04	18,09	2,71	20,80	6,12
m	Fabrieke / Factories	17,04	18,09	2,71	20,80	6,12
n	a tot n beperk tot maksimum van	21 200,00	22 473,04	3 370,96	25 844,00	6,00
16.2.3	Ander strukture / Other structures:					
a	Swembad / Swimming bath	508,70	540,00	81,00	621,00	6,15
b	Veranderings en omskeppings / Changes and conversions	508,70	540,00	81,00	621,00	6,15
16.2.4	Hernuwing of wysiging / Renewal or modification:					
	% van oorspronklike aansoek / % of original application met minimum van / with minimum of	508,70	540,00	81,00	621,00	6,15
16.2.5	Aparte rioolplan / Separate sewer plan	508,70	540,00	81,00	621,00	6,15
16.3	DIVERSE GELDE / SUNDRY FEES					
a	Afdrukke, uitneem en inligting van bouplanne (per erf) / Copies, lending and information of building plans (per erf)	163,48	173,91	26,09	200,00	6,38
Nota/Note	<i>Geen telefoniese inligting -- sien fooie vir verskaffing van inligting: item 3</i> <i>No telephonical information -- see provision of information fee: item 3</i>					
16.4	KANSELLERING VAN BOUPLANNE/BUILDING PLANS CANCELLED/WITHDRAWN					
	Indien die bouplanne gekanseleer of onttrek word, voor sirkulasie moet 10% persent van die bouplangelde om administratiewe koste te dek, terug gehou word, met minimum van:	153,91	163,48	24,52	188,00	6,21
a	If building plans are cancelled or withdrawn, prior to circulation 10% of the buildingplan fees must be held back to cover administration cost, with a minimum of:	153,91	163,48	24,52	188,00	6,21
b						
16.5	DORPSBEPLANNING					
16.5.1	PRINTING AND PROVISION OF DATA					
16.5.1.1	Black and White Prints					
a	A4	29,57	31,30	4,70	36,00	5,88
b	A3	40,00	42,43	6,37	48,80	6,09
c	A2	70,43	74,70	11,20	85,90	6,05
d	A1	118,26	125,39	18,81	144,20	6,03
e	A0	247,83	262,70	39,40	302,10	6,00

TARIEWE VIR DIE JAAR / TARIFFS FOR THE YEAR - Proposed
1 JULIE 2019 TOT 30 JUNIE 2020 / 1 JULY 2019 TO 30 JUNE 2020

BESKRYWING / DESCRIPTION		2018/2019 Exc. Vat R.cc	2019/2020 Exc. Vat R.cc	2019/2020 VAT R.cc	2019/2020 Incl. Vat R.cc	% change
16.5.1.2	Color Prints					
a	A4	45,22	48,00	7,20	55,20	6,15
b	A3	79,13	83,91	12,59	96,50	6,04
	A2	130,43	138,26	20,74	159,00	6,00
	A1	233,04	247,13	37,07	284,20	6,04
	A0	334,78	354,87	53,23	408,10	6,00
16.5.1.5	Supply of Data					
a	Client provides DVD				Free	
b	BVM provides DVD	89,57	94,96	14,24	109,20	6,02
16.5.2	DIVERSE GELDE / SUNDRY FEES					
a	Hersonering / Rezoning	1 404,35	1 488,61	223,29	1 711,90	6,00
b	Onderverdelings / Subdivisions (insluitend serwitute/ including servitudes)	1 362,61	1 444,35	216,65	1 661,00	6,00
c	Uitwys van erf grense en boulyne / Showing of erf boundaries and building lines					
d	Advertensietekens per teken / Advertisement signs per sign	508,70	539,22	80,88	620,10	6,00
e	Consolidation of Land	595,65	631,39	94,71	726,10	6,00
f	Removal of restrictions	1 321,74	1 401,04	210,16	1 611,20	6,00
g	Amendment, deletion or additional conditions in respect of an existing approval	495,65	525,39	78,81	604,20	6,00
h	Extension of validity period of an approval	495,65	525,39	78,81	604,20	6,00
i	Determination of a zoning	300,00	318,00	47,70	365,70	6,00
j	Exemptions (administrative fee)	347,83	368,70	55,30	424,00	6,00
k	Appeals (non - refundable)	1 739,13	1 843,48	276,52	2 120,00	6,00
l	Zoning Certificate	304,35	322,61	48,39	371,00	6,00
16.5.3	AFWYKINGSGEBRUIK, VERGUNNINGSBEBRUIK EN BOULYNOORSKRYDING / DEPARTURE USAGE, CONSENT USE AND BUILDING LINE ENCROACHMENT					
a	Erwe kleiner as 500 m ² / Erven smaller than 500 m ²	291,30	308,78	46,32	355,10	6,00
b	Erwe van 500 m ² tot 750 m ² / Erven of 500 m ² to 750 m ²	534,78	566,87	85,03	651,90	6,00
c	Erwe groter as 750 m ² / Erven larger than 750 m ²	1 000,00	1 060,00	159,00	1 219,00	6,00

TARIEWE VIR DIE JAAR / TARIFFS FOR THE YEAR - Proposed
1 JULIE 2019 TOT 30 JUNIE 2020 / 1 JULY 2019 TO 30 JUNE 2020

BESKRYWING / DESCRIPTION		2018/2019 Exc. Vat R.cc	2019/2020 Exc. Vat R.cc	2019/2020 VAT R.cc	2019/2020 Incl. Vat R.cc	% change
17	BEGRAAFPLAAS / CEMETERY FEES					
17.1	Worcester					
17.1.1	A - Blok - Grafsteen/Tombstone					
17.1.1.1	Enkelperseel Volwasse en kinders bo 10 jaar / Adults and children over 10 years					
a	Perseel,Grawe en Uitbou	3 552,17	3 765,22	564,78	4 330,00	6,00
b	Toemaak(Opsioneel)	300,00	317,39	47,61	365,00	5,80
17.1.1.2	Dubbeldieperseel / Dual deep plot: Kinders en volwasse en kinders / Children and Adults					
a	Perseel,Grawe en Uitbou	4 630,43	4 908,70	736,30	5 645,00	6,01
b	Toemaak(Opsioneel)	447,83	473,91	71,09	545,00	5,83
Nota/Note	<i>Aansoeker voorsien self grafsteen - permit word vereis Permit word vereis vir tweede gebruik van graf</i>					
17.1.2	B - Blok (Kopsteen) - Memorial					
17.1.2.1	Volwasse en kinders bo 10 jaar / Adults and children over 10 years					
a	Perseel,Grawe en Kopsteen	1 860,87	1 973,91	296,09	2 270,00	6,07
b	Toemaak(Opsioneel)	300,00	317,39	47,61	365,00	5,80
Nota/Note	<i>Slegs standaard kopsteen soos verskaf deur munisipaliteit en gras bedekking word toegelaat.</i>					
17.1.3	C - Blok (Kruise) - Traditional					
17.1.3.1	Volwasse en kinders bo 10 jaar / Adults and children over 10 years					
a	Perseel en Grawe	1 134,78	1 204,35	180,65	1 385,00	6,13
b	Toemaak(Opsioneel)	300,00	317,39	47,61	365,00	5,80
Nota/Note	<i>Slegs standaard kruis soos verskaf deur munisipaliteit en gras bedekking word toegelaat.</i>					
17.1.4	D - Blok - Child					
	Kinders tot en met 10 jaar oud Children 10 years old and less					
17.1.4.1	Grafsteen					
a	Perseel,Grawe en Uitbou	2 121,74	2 252,17	337,83	2 590,00	6,15
b	Toemaak(Opsioneel)	300,00	317,39	47,61	365,00	5,80
Nota/Note	<i>Aansoeker voorsien self grafsteen - permit word vereis</i>					
17.1.4.2	Kruise					
a	Perseel en Grawe	743,48	791,30	118,70	910,00	6,43
b	Toemaak(Opsioneel)	300,00	317,39	47,61	365,00	5,80
Nota/Note	<i>Slegs standaard kruis soos verskaf deur munisipaliteit en gras bedekking word toegelaat.</i>					

TARIEWE VIR DIE JAAR / TARIFFS FOR THE YEAR - Proposed
1 JULIE 2019 TOT 30 JUNIE 2020 / 1 JULY 2019 TO 30 JUNE 2020

	BESKRYWING / DESCRIPTION	2018/2019 Exc. Vat R.cc	2019/2020 Exc. Vat R.cc	2019/2020 VAT R.cc	2019/2020 Incl. Vat R.cc	% change
17.2	Hartebeesrivier Begraafplaas (Armlastiges/Pauper)					
17.2.1	Kinders 10 jaar en jonger/Children 10 years and younger					
a	Perseel, Grawe en Toemaak	300,00	317,39	47,61	365,00	5,80
	<i>Nota/Note</i> Slegs enkelperseel					
17.2.2	Volwassenes en kinders bo 10 jaar / Adults and children over 10 years					
a	Perseel,Grawe en Toemaak	373,91	395,65	59,35	455,00	5,81
	<i>Nota/Note</i> Slegs enkelperseel					
17.2	Rawsonville					
	Enkelperseel / Single lot:					
17.2.1	Kinders tot en met 10 jaar oud / Children 10 years old and less					
a	Perseel	243,48	260,87	39,13	300,00	7,14
b	Grawe	447,83	473,91	71,09	545,00	5,83
c	Toemaak (Week)	300,00	317,39	47,61	365,00	5,80
d	Toemaak (Naweke en openbare vakansiedae)	595,65	634,78	95,22	730,00	6,57
e	Uitbou	2 660,87	2 821,74	423,26	3 245,00	6,05
17.2.2	Volwassenes en kinders bo 10 jaar / Adults and children over 10 years					
a	Perseel	300,00	317,39	47,61	365,00	5,80
b	Grawe	595,65	634,78	95,22	730,00	6,57
c	Toemaak (Week)	300,00	317,39	47,61	365,00	5,80
d	Toemaak (Naweke en openbare vakansiedae)	595,65	634,78	95,22	730,00	6,57
e	Uitbou	2 660,87	2 821,74	423,26	3 245,00	6,05
17.3	De Doorns, Sandhill, Touwsrivier, Aan De Doorns/ De Wet					
	Enkelperseel / Single lot:					
17.3.1	Kinders tot en met 10 jaar oud / Children 10 years old and less					
a	Perseel	243,48	260,87	39,13	300,00	7,14
b	Grawe	447,83	473,91	71,09	545,00	5,83
c	Toemaak (Week)	300,00	317,39	47,61	365,00	5,80
d	Toemaak (Naweke en openbare vakansiedae)	595,65	634,78	95,22	730,00	6,57
e	Uitbou	2 660,87	2 821,74	423,26	3 245,00	6,05
17.3.2	Volwassenes en kinders bo 10 jaar / Adults and children over 10 years					
a	Perseel	300,00	300,00	45,00	345,00	6,87
b	Grawe	595,65	595,65	89,35	685,00	6,10
c	Toemaak (Week)	300,00	300,00	45,00	345,00	6,87
d	Toemaak (Naweke en openbare vakansiedae)	595,65	595,65	89,35	685,00	6,10
e	Uitbou	2 660,87	2 660,87	399,13	3 060,00	6,06

TARIEWE VIR DIE JAAR / TARIFFS FOR THE YEAR - Proposed
1 JULIE 2019 TOT 30 JUNIE 2020 / 1 JULY 2019 TO 30 JUNE 2020

BESKRYWING / DESCRIPTION		2018/2019 Exc. Vat R.cc	2019/2020 Exc. Vat R.cc	2019/2020 VAT R.cc	2019/2020 Incl. Vat R.cc	% change
17.4	Steenvliet					
	Enkelperseel / Single lot:					
17.4.1	Kinders tot en met 10 jaar oud / Children 10 years old and less					
a	Perseel	243,48	260,87	39,13	300,00	7,14
b	Grawe	447,83	473,91	71,09	545,00	5,83
c	Toemaak (Week)	300,00	317,39	47,61	365,00	5,80
d	Toemaak (Naweke en openbare vakansiedae)	595,65	634,78	95,22	730,00	6,57
e	Uitbou	2 660,87	2 821,74	423,26	3 245,00	6,05
17.4.2	Volwassenes en kinders bo 10 jaar / Adults and children over 10 years					
a	Perseel	300,00	317,39	47,61	365,00	5,80
b	Grawe	595,65	634,78	95,22	730,00	6,57
c	Toemaak (Week)	300,00	317,39	47,61	365,00	5,80
d	Toemaak (Naweke en openbare vakansiedae)	595,65	634,78	95,22	730,00	6,57
e	Uitbou	2 660,87	2 821,74	423,26	3 245,00	6,05
17.5	Zwelethemba					
	Enkelperseel / Single lot:					
17.5.1	Kinders tot en met 10 jaar oud /					
a	Perseel	243,48	260,87	39,13	300,00	7,14
b	Grawe	447,83	473,91	71,09	545,00	5,83
c	Toemaak (Week)	300,00	317,39	47,61	365,00	5,80
d	Toemaak (Naweke en openbare vakansiedae)	595,65	634,78	95,22	730,00	6,57
e	Uitbou	2 660,87	2 821,74	423,26	3 245,00	6,05
17.5.2	Volwassenes en kinders bo 10 jaar / Adults and children over 10 years					
a	Perseel	300,00	317,39	47,61	365,00	5,80
b	Grawe	595,65	634,78	95,22	730,00	6,57
c	Toemaak (Week)	300,00	317,39	47,61	365,00	5,80
d	Toemaak (Naweke en openbare vakansiedae)	595,65	634,78	95,22	730,00	6,57
e	Uitbou	2 660,87	2 823,48	423,52	3 247,00	6,11

TARIEWE VIR DIE JAAR / TARIFFS FOR THE YEAR - Proposed
1 JULIE 2019 TOT 30 JUNIE 2020 / 1 JULY 2019 TO 30 JUNE 2020

	BESKRYWING / DESCRIPTION	2018/2019 Exc. Vat R.cc	2019/2020 Exc. Vat R.cc	2019/2020 VAT R.cc	2019/2020 Incl. Vat R.cc	% change
17.6	Diverse en Permitte/ Sundries and Permits					
17.6.1	Grafsteenpermit / Permit to erect Gravetomb	195,65	208,70	31,30	240,00	6,67
17.6.2	Uitwys (Identifisering) van grafperseel / Pointing out (Identifying) of graves (lot)	195,65	208,70	31,30	240,00	6,67
17.6.3	Columbariumnis / Columbariumniche	1 230,43	1 304,35	195,65	1 500,00	6,01
17.6.4	Permit vir tweede gebruik van dubbeldiep graf/ Permit to re-use dual deep plot	195,65	208,70	31,30	240,00	6,67
17.6.5	LAAT BESPREKINGS: Laat besprekings sal volgens die diskresie van die Bestuurder oorweeg word en is onderworpe aan 'n boete van 50% van die totale rekening gehel. <i>Bewys van betaling tov begrafnis op Saterdag moet voor 13:00 op Donderdae by Tegnieese Dienste ingedien word.</i>					
Nota/Note						
17.6.6	Dubbelgrafte (langs mekaar) sal as twee enkel grafte in terme van fooie hanteer word.					

Breedee Valley Municipality Tariffs

Laboratory Services

- Analysis cost for different types of samples (grouped in a package)
- Different parameters are analyzed based on the type of sample collected
- Total cost for analyses per package

Package number	1	2	3	4	5
Description/Parameter for analysis	Wastewater (Final Effluent)	Potable Drinking Water	Boreholes (for potable DW)	Borehole (landfill site)	Swimming Pools
pH	√	√	√	√	√
Electrical Conductivity	√	√	√	√	√
TDS		√	√	√	√
Colour		√	√		
Turbidity		√	√		
Calcium as Ca		√	√	√	√
Magnesium as Mg		√	√		
Calcium Hardness		√	√	√	√
Magnesium Hardness		√	√	√	
Total Hardness		√	√	√	
Iron		√	√	√	
Manganese		√	√	√	
Alkalinity	√	√	√	√	√
Chloride		√	√	√	
Sulfate		√	√	√	
Ammonia	√			√	
Nitrate	√	√		√	
O-Phosphate	√	√		√	
Chemical Oxygen Demand	√			√	
Suspended Solids	√				
Total Coliforms	√	√	√		√
<i>E.coli</i>	√	√	√		√
Cost per Package (Rands)	1050-00	950-00	1250-00	900-00	500-00